



# BUCCANEER

## 20 FOOTBALL 21



### THE RUNDOWN

<b>RECORD</b>	<b>OVERALL:</b>	<b>0-0</b>
	BIG SOUTH	0-0
	NON-CONFERENCE	0-0
	HOME	0-0
	AWAY	0-0

### THE SCHEDULE

Date	Opponent	Time
Mar. 13	at Kennesaw State	1 p.m.
Mar. 20	Robert Morris	Noon
Mar. 27	at Monmouth	1 p.m.
Apr. 3	Gardner-Webb	Noon

\*Big South Opponent // All times Eastern

### TUNE IN

VIDEO:	ESPN+
PXP:	Nolan Alexander
Booth Analyst:	Roddy Jones
Producer:	Will Adams

### MEDIA RELATIONS

#### Seth Montgomery

Associate A.D. / Communications & P.R.  
Phone: (843) 863-7853  
Email: smontgomery@csuniv.edu

#### Kennesaw State Contact: David Beall

Assistant A.D./Communications/Broadcasting  
Phone: (470) 578-7872  
Email: jbeall2@kennesaw.edu

### TABLE OF CONTENTS

Media Information	2
Numerical Roster	3
Alphabetical Roster	4
Depth Chart	5
Accolades	6-7
Offensive Notes	8-11
Defensive Notes	12-15
Special Teams Notes	16-17
Autry Denson	18
Team Statistics	19-30
All-Time Series Records	31
Single Game Records	32-33
Last Time It Happened	34

### GAME 1 | AT KENNESAW STATE

March 13, 2021 \* KENNESAW, GA. \* 1 P.M. ET \* ESPN+



#### CHARLESTON SOUTHERN BIG SOUTH

<b>2021 Record:</b>	0-0/0-0
<b>Head Coach:</b>	Autry Denson
<b>Career:</b>	6-6 (2nd)
<b>CSU:</b>	Same

#### QUICK HITS

22.3	Points/Game	35.0
30.9	Points Allowed/Game	3.0
152.8	Rush Yards/Game	311.0
223.8	Rush Yards Allowed/Game	51.1
208.9	Pass Yards/Game	27.0
187.4	Pass Yards Allowed/Game	109.0
361.8	Total Offense/Game	338.0



#### KENNESAW STATE BIG SOUTH

<b>2021 Record:</b>	1-0/0-0
<b>Head Coach:</b>	Brian Bohannon
<b>Career:</b>	49-15 (8th)
<b>KSU:</b>	Same

### TOP STATISTICAL LEADERS (CSU 2019 STATS)

#8 Jack Chambers 191-of-333, 2,029 yards, 14 TD	<b>PASSING</b>	#5 Bryant Tommy 1-of-2, 27 yards, 0 TD, 1 INT
#26 Terrence Wilson 73 carries, 294 yards, 3 TD	<b>RUSHING</b>	#1 Kyle Glover 17 carries, 87 yards, 1 TD
#1 Garriss Schwarting 39 catches, 575 yards, 4 TD	<b>RECEIVING</b>	#9 Shaquill Terry 1 catches, 27 yards, 0 TD
#33 Nick Salley 73 tackles, 17.5 TFL, 6.0 Sacks, 3 FF	<b>DEFENSE</b>	#41 Kareem Taylor 8 tackles, 1.5 TFL, 2 FR

### AT A GLANCE

#### KEY STORYLINES

##### >>OPENING DAY IS HERE

Charleston Southern opens up the 2021 season this weekend as the Buccaneers make the trek to Kennesaw State this weekend. The Bucs open up conference play against the Owls for the second consecutive season, while CSU's trip to Fifth Third Bank Stadium is also the second trip in as many seasons for the Bucs to the Owls' home stadium. CSU has struggled on the road against KSU and is currently 0-2 all-time against the Owls away from Buccaneer Field.

##### >>CONTINUING THE WINNING STREAK

The Bucs ended the 2019 season as one of the hottest programs in FCS as CSU finished up the year on a four-game winning streak with all victories coming in Big South Conference play. The Bucs picked up a pair of wins at Gardner-Webb and Presbyterian, while topping Campbell and Hampton at home. The Bucs will look to continue their winning ways through the shortened conference season this spring.

##### >>SHORTENED SEASON IN STORE

Charleston Southern struggled away from home last season at the start of 2019, but the Bucs found their groove late in the year to finish on a three-game winning streak away from Buccaneer Field. CSU has been on the road to open every season since 2015 with the Bucs sitting with a five-game losing streak on opening day dating back to the 2016 opener at North Dakota State.

#### SERIES INFORMATION

Overall:	6th Meeting (KSU leads 3-1)
Buccaneer Field:	Series is tied 1-1
Fifth Third Bank:	4th Meeting (KSU leads 2-0)
Neutral:	N/A
First Meeting:	Nov. 7, 2015 (at KSU W, 28-14)*
Last Meeting:	Oct. 12, 2019 (at KSU L, 45-23)
Streak:	KSU won last three games

#### The Venue

Stadium:	Fifth Third Bank Stadium
Capacity:	8,300
Surface:	Field Turf



# 2021 CHARLESTON SOUTHERN SPRING FOOTBALL

## CHARLESTON SOUTHERN WEEKLY SCHEDULE

GAME 1 | AT KENNESAW STATE

8	MON	9	TUES	10	WED	11	THU	12	FRI	13	SAT	14	SUN
Coach Denson Zoom Interview 1 p.m.  Practice - 3:45 p.m.		Practice - 3:45 p.m.		Practice - 3:45 p.m.		Practice - 3:45 p.m.		Practice - 6 a.m.		GAME DAY at KENNESAW STATE - 1 P.M. KENNESAW, GA. ESPN+		Off Day  No Media Availability	

### THE BASICS

Location (Founded).....	Charleston, S.C. (1964)
Address .....	P.O. Box 118087, Charleston, S.C. 29423-8087
Conference .....	Big South
Affiliation .....	NCAA Division I (FCS)
Enrollment .....	3,447
Colors .....	Blue (PMS 295) and Gold (PMS 7503)
Nickname .....	Buccaneers
Mascot .....	"Bucky"
Band .....	"Pride of the Lowcountry"
President .....	Dr. Dondi E. Costin
Faculty Representative .....	Dr. Todd Heldreth
Athletic Director .....	Jeff Barber
Associate A.D. (Compliance)/SWA .....	Lisa Gilmore
Associate A.D. (Media Relations) .....	Seth Montgomery
Associate A.D. (Business and Administration) .....	Courtney Hall
Associate A.D. (Academics) .....	Betty Palmer
Associate A.D. (Medical Services) .....	Steele Morris
Associate A.D. (Development/Ticketing) .....	Cliff Miller
Assistant A.D. (Facilities/Events) .....	Alex Redding
Assistant A.D. (Marketing/Game Experience) .....	Courtney Schley
Athletic Department Phone .....	843-863-7678
Athletic Department Fax .....	843-863-7695
Ticket Office Phone .....	843-863-7670

### FACILITY INFORMATION

Facility .....	Buccaneer Field
Capacity .....	4,000
Surface .....	Field Turf
Record at Buccaneer Field .....	82-66

### HISTORY

First Year of Football .....	1991
All-Time Record .....	111-184
All-Time Big South Record .....	33-44
Conference Championships .....	2
..... (2005 Co-Champions), (2016 Co-Champions)	
Playoff Appearances .....	2015 (#8 national seed; reached FCS quarterfinals)
.....	2016 (FCS First Round)

### TEAM INFORMATION

2019 Overall Record .....	6-6
Home/Away .....	3-2/3-4
Big South Conference/Finish .....	4-2/3rd
Home/Away .....	2-1/2-1

### COACHING STAFF

Head Coach .....	Autry Denson
Defensive Coordinator/Linebackers .....	Zane Vance
Offensive Coordinator/Quarterbacks .....	Klay Koester
Assistant Head Coach/Offensive Line .....	Aaron Coeling
Wide Receivers .....	Antwan Toomer
Recruiting Coordinator/Running Backs .....	Armando Allen
Defensive Line .....	Jacob Reithemeyer
Defensive Backs .....	Greg Moss
Defensive Backs .....	Tavarius Jackson
Special Teams Coordinator/Assistant A.D. for Operations .....	David Padilla
Offensive Line Assistant .....	Travis Palmer
Graduate Assistants .....	Josh Rodgers, Kyle Reighard, Gabe Torres
Student-Assistants .....	Roy Hyman, Curtis Stacey

### MEDIA AVAILABILITY AND POLICY

#### WEEKLY GAME NOTES

Thank you for your coverage of CSU Football for the 2021 spring season. These game notes have been designed to provide local, regional and national media with useful information about the CSU football program, specific to this week's game. Additional information on CSU's history and tradition, along with much more in-depth team information can be found in your copy of the 2020 CSU Football Media Guide. You can also find more information at csusports.com. Should you need additional information such as photographs, video or additional media guides, please contact the CSU Sports Information office at (843) 863-7853.

#### CSUSPORTS.COM

Please visit csusports.com for press releases, updated player and coach bios, statistics, game notes, and schedules. The 2020 CSU Football Media Guide is available online in PDF at [http://www.csusports.com/documents/2020/8/4/2020\\_Football\\_Media\\_Guide.pdf](http://www.csusports.com/documents/2020/8/4/2020_Football_Media_Guide.pdf)

#### PRACTICES AND MEDIA AVAILABILITY

Members of the media will be invited to conduct interviews before and at the conclusion of practice. Please give at least 24 hours notice with special requests. (PLEASE NOTE THE CALENDAR ABOVE FOR MEDIA AVAILABILITY FOR THE WEEK.)

#### ATHLETIC STAFF INTERVIEWS

Interview requests for Athletic Director Jeff Barber or any other member of the athletic administration should be directed to Associate A.D. for Communications Seth Montgomery. Montgomery can be contacted at smontgomery@csuniv.edu or at (843) 863-7853.

#### SOCIAL MEDIA

Football Twitter: @CSUFB  
 CSU Athletics Twitter: @CSUSports, @CSUGameDay  
 Instagram: @CSUBucs  
 Facebook: @CSUSports  
 YouTube: @CSUSports

#### POSTGAME MEDIA AVAILABILITY

Postgame interviews will be conducted via Zoom. Coach Autry Denson and select players will be available following the NCAA mandatory cooling off period. A link will be sent out prior to the contest per request, while the interview will be recorded and provided following all competition.

#### POLICY REMINDERS

Other than during the recognized interview time at practice sessions, press conferences and other organized media availability, interviews and information inquiries must be initiated and arranged through the Athletic Communications office prior to being conducted. Media members should not contact directly CSU players, coaches, support staff or other athletic department personnel for any reason. Some players may not be available at every practice depending on circumstances such as classes, exams or other obligations.

# 2021 CHARLESTON SOUTHERN SPRING FOOTBALL

## NUMERICAL ROSTER

## GAME 1 | AT KENNESAW STATE

No.	Name	Pos.	Cl.	Ht.	Wt.	Hometown/(Previous School)
0	Ethan Ray	LS	R-Sr.	6-0	205	Boiling Springs, S.C. / Boiling Springs
1	Garris Schwarting	WR	Gr.	5-10	189	Bamberg, S.C. / Bamberg Ehrhardt
2	Isaiah Bess	QB	Fr.	6-4	215	Shelby, N.C. / Shelby
2	Hombre Kennedy	DB	Jr.	5-11	195	Summerville, S.C. / Ashley Ridge
3	Justin McIntire	LB	Sr.	6-0	215	Lexington, Ky. / East Jessamine (East LA College)
4	Geoffrey Wall	WR	R-Sr.	5-9	185	High Point, N.C. / High Point Central
5	Cody Cline	DB	So.	6-1	208	Concord, N.C. / Cox Mill
5	Ross Malmgren	QB	So.	6-3	220	Acworth, Ga. / North Paulding
6	Isaac Ross	WR	So.	5-9	165	Rock Hill, S.C. / South Pointe
6	Stefan Williams	DL	R-Sr.	6-1	230	Arcadia, Fla. / Desoto
7	Jonathon Earl	RB	Sr.	5-10	215	Cayce, S.C. / Airport
8	Jack Chambers	QB	R-Jr.	5-10	180	Lilburn, Ga. / Parkview
8	Geordan Livingston	DB	So.	5-9	160	Beaufort, N.C. / East Carteret
9	John Chiaramonte Jr.	DL	Sr.	6-2	238	Clearwater Beach, Fla. / CCC (AFA Prep)
10	Edward King	LB	R-Sr.	6-1	225	Hollywood, Fla. / Hallandale
11	Demetrius Jones	WR	Jr.	6-4	190	Jacksonville, N.C. / Northside
12	Jarrood Stanley	DB	R-Sr.	5-9	168	Fairburn, Ga. / Creekside
13	Isaiah Stephens	WR	So.	6-0	180	Tampa, Fla. / Tampa Bay Tech
14	Quinn Caballero	WR	So.	6-0	175	Navarre, Fla. / Navarre
15	Mason McLaughlin	QB	R-So.	6-1	175	Concord, N.C. / Concord First Assembly
15	Thaddeus Underwood	DB	Jr.	6-2	198	Atlanta, Ga. / ELCA
16	Alex Ustry	K	R-Jr.	5-10	185	McDonough, Ga. / ELCA
17	TJ Brooks	RB/WR	Fr.	5-7	170	North Lauderdale, Fla. / Ft. Lauderdale
17	Tavian Montgomery	DB	So.	5-10	180	Sykesville, Md. / Century
18	Cayden Jordan	WR	R-So.	6-2	200	Tampa, Fla. / Gaither
19	JD Moore	RB	Fr.	5-11	180	Abbeville, S.C. / Abbeville
20	Tanner Bentley	WR	Fr.	6-2	185	Dallas, Ga. / North Paulding
20	Darryl Capleton	DB	Fr.	5-10	165	Goose Creek, S.C. / Goose Creek
22	Jamari Dunbar	RB	Sr.	5-8	197	Bamberg, S.C. / Bamberg-Ehrhardt
22	Dylan Jones	DB	So.	5-10	180	Lake Mary, Fla. / Lake Mary
23	Kendrick Bell	RB	Jr.	5-8	194	Rocky Mount, N.C. / Southern Nash
24	Deiontre Nixon	DB	Jr.	5-10	190	Moncks Corner, S.C. / Berkeley
25	Lawson Cook	DB	Sr.	6-0	195	Dacula, Ga. / Dacula
26	Richard Lawson Jr.	DB	Fr.	6-0	165	Miami Gardens, Fla. / Carol City
26	Terrence Wilson	RB	Sr.	5-8	200	Leesville, S.C. / Batesburg-Leesville
27	Jake Lanford	LB	So.	6-1	215	Macon, Ga. / Jones County
28	Markus Melvin	RB	Jr.	5-10	203	Florence, S.C. / West Florence
29	Nehemiah Harris	DB	Fr.	5-10	175	Davenport, Fla. / Lake Minneola
29	Stephen Oglesby	RB	Fr.	5-8	160	Rock Hill, S.C. / York
30	Koran Stewart	LB	So.	6-0	200	Burlington, N.C. / Southern Alamance
31	Anton Williams	DE	Sr.	6-3	250	Marianna, Fla. / Marianna
32	Dominic Pagano	DB	Fr.	6-0	175	Parkland, Fla. / NSU University School
33	Nick Salley	DE	Gr.	5-10	225	Walterboro, S.C. / Colleton
34	Matthew Williams	DB	Fr.	5-11	170	Tyrone, Ga. / Sandy Creek
35	Gabriel Harmon	LB	Jr.	5-9	206	Newberry, S.C. / Newberry
36	Trayson Fowler	DB	So.	6-1	195	Spartanburg, S.C. / Boiling Springs
37	Will Fording	DB	So.	5-10	185	Cornelius, N.C. / William A. Hough
38	Kyle Syvarth	LB	Sr.	6-1	218	Marietta, Ga. / Lassiter

### COACHING STAFF LOCATIONS

#### Sidelines

Head Coach .....	Autry Denson
Defensive Coordinator/Linebackers.....	Zane Vance
Defensive Line .....	Jacob Reithemeyer
Defensive Backs .....	Greg Moss
Assistant Head Coach/Offensive Line.....	Aaron Coeling
Running Backs .....	Armando Allen
Offensive Coordinator/Quarterbacks .....	Klay Koester
Outside Wide Receivers .....	Antwan Toomer
Special Teams Coordinator/Assistant A.D. for Operations .....	David Padilla
Head Equipment Manager.....	Mike Marangelli

#### Press Box

Defensive Backs .....	Tavarius Jackson
Offensive Assistant .....	Travis Palmer
Graduate Assistant (Special Teams/Offense).....	Kyle Reighard
Graduate Assistant (Defense) .....	Gabriel Torres
Graduate Assistant (Football Ops/Video).....	Josh Rodgers
Student Assistant.....	Roy Hyman
Student Assistant.....	Curtis Stacey

No.	Name	Pos.	Cl.	Ht.	Wt.	Hometown/(Previous School)
39	Kyris Barnett	RB	Jr.	5-9	180	Brooks, Ga. / Whitewater
39	Akele Pauling	DB	Fr.	5-11	175	Columbia, S.C. / Spring Valley
40	Garrett Sayegh	LB	Jr.	5-9	210	Simpsonville, S.C. / Hillcrest
41	Jerome Rice III	LB	Jr.	6-0	212	Spartanburg, S.C. / Spartanburg
42	Jaron Richardson	DB	Fr.	5-10	170	Sumter, S.C. / Lakewood
43	Tylan Hollis	LB	Fr.	5-11	192	Manchester, Ga. / Manchester
44	Till Garvin	TE	Fr.	6-0	215	Tyrone, Ga. / Sandy Creek
45	Ja'Courtney Snipes	DL	So.	6-3	280	Lithonia, Ga. / Lithonia
45	Joseph Warren	WR	Fr.	6-2	190	Dallas, Ga. / East Paulding
46	Gabe Ortiz	RB	Fr.	5-6	145	Concord, N.C. / Cannon School
48	Will McCarty	LB	So.	6-1	225	Acworth, Ga. / Harrison (GA Southern)
49	Terrance Wilson, Jr.	DB	Fr.	6-0	195	Martinez, Ga. / Augusta Christian
50	Ben Moxley	OL	R-Fr.	6-1	305	Lake Mary, Fla. / Lake Mary
51	Eric Aldridge Jr.	OL	Fr.	6-3	285	Americus, Ga. / Americus-Sumter
52	Matt Suriano	DL	Fr.	6-3	235	Medford, N.J. / Shawnee
53	D'Andra Thompson	OL	R-Jr.	6-3	290	Orangeburg, S.C. / Orangeburg-Wilkinson
54	Jacob Dunn	LB	Fr.	5-11	205	Moncks Corner, S.C. / Berkeley
55	Preston Nichols	OL	R-So.	6-3	275	Charlotte, N.C. / West Mecklenburg
56	DaQuan Robinson	DL	Fr.	6-0	222	North Charleston, S.C. / Ft. Dorchester
59	Justin Holsclaw	LB	So.	6-0	215	Kannapolis, Ga. / A.L. Brown
64	Kamryn Petrick	OL	Fr.	6-3	310	Summerville, S.C. / Ashley Ridge
66	Bailey Ottaway	OL	R-So.	6-5	295	Flowery Branch, Ga. / Flowery Branch
67	Joshua Crump	OL	R-Fr.	6-2	325	Vanceboro, N.C. / West Craven
68	Caleb Eichelberger	OL	Fr.	6-7	296	Aiken, S.C. / South Aiken
71	Daviyon McDaniel	OL	R-Jr.	6-3	298	Sumter, S.C. / Sumter
74	Darius Meeks	OL	Fr.	6-3	290	Atlanta, Ga. / Westlake
75	Lee Mathews	OL	Fr.	6-4	300	Palmetto, Fla. / Palmetto HS
76	JT Melton	OL	R-Jr.	6-2	315	Chesterfield, S.C. / Dillon
79	Jacob Tyiski	OL	R-Fr.	6-4	275	Jacksonville, Fla. / Episcopal School
80	Chandler Jones	WR	Fr.	5-11	175	Milton, Ga. / Cambridge
81	Ja'Rell Smith	WR	Fr.	5-10	168	Pine Mountain, Ga. / Harris County
82	Buchi Nwaubi	WR	So.	6-3	198	Marietta, Ga. / Lassiter
83	Win Davidson	TE	Fr.	6-3	235	Macon, Ga. / Howard
84	Joe Bradshaw	WR	Fr.	5-9	176	Ponte Vedra, Fla. / Nease
85	Ryan Fleming	WR	Fr.	5-9	180	Columbia, S.C. / Ben Lippen
86	Brandon Grant	WR	Fr.	6-1	180	West Columbia, S.C. / Palmetto Prep Acad.
87	Ben Harris	WR	So.	6-5	210	Greenville, N.C. / J.H. Rose
88	Kale Anderson	WR	Fr.	5-10	160	Comer, Ga. / Athens Academy
89	Nick Foster	WR	Fr.	5-9	162	Manchester, Ga. / Manchester
90	Shaundre Mims	DL	R-Jr.	6-0	276	Vanceboro, N.C. / West Craven
91	Tylon Chambers	DL	Fr.	6-1	312	Gordon, Ga. / Veterans
94	Mikah Riley	DL	Fr.	6-2	285	Apopka, Fla. / Apopka
95	Jakyre Kerns	DL	Fr.	6-3	235	Greer, S.C. / Greer
97	Miller Braddock	P	Sr.	6-1	198	Hartsville, S.C. / Hartsville
98	Nathaniel Toole	K	Jr.	5-10	185	Barnwell, S.C. / Barnwell
99	Elijah Harper	DL	Fr.	6-3	220	Anderson, S.C. / Westside

### PRONUNCIATION GUIDE

#2 Hom-bray Kennedy  
 #5 Ross Malm-gren  
 #6 Stef-on Williams  
 #8 Jordan Livingston  
 #9 John Chee-ar-ah-mon-tay  
 #14 Quinn Ca-bah-lair-oh  
 #16 Alex Us-ree  
 #24 Dee-on-tray Nixon  
 #29 Stephen Oh-gulls-bee  
 #32 Dominic Pah-gah-no  
 #38 Kyle Sigh-varth  
 #39 Kye-ris Barnett  
 #39 Ah-kye-lee Pauling  
 #40 Garrett Say  
 #56 Day-qwan Robinson

#64 Kam-rin Pet-rick  
 #68 Caleb Ike-el-burr-ger  
 #71 Day-vee-on McDaniel  
 #79 Jacob Till-skee  
 #82 Boo-chee Nah-woo-bee  
 #90 Shaun-dray Mims  
 #95 Jah-kye-ree Kerns

### COACHES

Special Teams - David Pah-dee-ah  
 Quarterbacks - Klay Kost-er  
 Offensive Line - Aaron Cool-ing

2021 CHARLESTON SOUTHERN SPRING FOOTBALL

ALPHABETICAL ROSTER

GAME 1 | AT KENNESAW STATE

No.	Name	Pos.	Cl.	Ht.	Wt.	Hometown/(Previous School)	No.	Name	Pos.	Cl.	Ht.	Wt.	Hometown/(Previous School)
51	Eric Aldridge Jr.	OL	Fr.	6-3	285	Americus, Ga. / Americus-Sumter	3	Justin McIntire	LB	Sr.	6-0	215	Lexington, Ky. / (East LA College)
88	Kale Anderson	WR	Fr.	5-10	160	Comer, Ga. / Athens Academy	15	Mason McLaughlin	QB	R-So.	6-1	175	Concord, N.C. / Concord First Assembly
39	Kyris Barnett	RB	Jr.	5-9	180	Brooks, Ga. / Whitewater	74	Darius Meeks	OL	Fr.	6-3	290	Atlanta, Ga. / Westlake
23	Kendrick Bell	RB	Jr.	5-8	194	Rocky Mount, N.C. / Southern Nash	76	JT Melton	OL	R-Jr.	6-2	315	Chesterfield, S.C. / Dillon
20	Tanner Bentley	WR	Fr.	6-2	185	Dallas, Ga. / North Paulding	28	Markus Melvin	RB	Jr.	5-10	203	Florence, S.C. / West Florence
2	Isaiah Bess	QB	Fr.	6-4	215	Shelby, N.C. / Shelby	90	Shaundre Mims	DL	R-Jr.	6-0	276	Vanceboro, N.C. / West Craven
97	Miller Braddock	P	Sr.	6-1	198	Hartsville, S.C. / Hartsville	17	Tavian Montgomery	DB	So.	5-10	180	Sykesville, Md. / Century
84	Joe Bradshaw	WR	Fr.	5-9	176	Ponte Vedra, Fla. / Nease	19	JD Moore	RB	Fr.	5-11	180	Abbeville, S.C. / Abbeville
17	TJ Brooks	RB/WR	Fr.	5-7	170	North Lauderdale, Fla. / Ft. Lauderdale	50	Ben Moxley	OL	R-Fr.	6-1	305	Lake Mary, Fla. / Lake Mary
14	Quinn Caballero	WR	So.	6-0	175	Navarre, Fla. / Navarre	55	Preston Nichols	OL	R-So.	6-3	275	Charlotte, N.C. / West Mecklenburg
20	Darryl Capleton	DB	Fr.	5-10	165	Goose Creek, S.C. / Goose Creek	24	Deiontre Nixon	DB	Jr.	5-10	190	Moncks Corner, S.C. / Berkeley
8	Jack Chambers	QB	R-Jr.	5-10	180	Lilburn, Ga. / Parkview	82	Buchi Nwaubi	WR	So.	6-3	198	Marietta, Ga. / Lassiter
91	Tylon Chambers	DL	Fr.	6-1	312	Gordon, Ga. / Veterans	29	Stephen Oglesby	RB	Fr.	5-8	160	Rock Hill, S.C. / York
9	John Chiaramonte Jr.	DL	Sr.	6-2	238	Clearwater Beach, Fla. / CCC (AFA Prep)	46	Gabe Ortiz	RB	Fr.	5-6	145	Concord, N.C. / Cannon School
5	Cody Cline	DB	So.	6-1	208	Concord, N.C. / Cox Mill	66	Bailey Ottaway	OL	R-So.	6-5	295	Flowery Branch, Ga. / Flowery Branch
25	Lawson Cook	DB	Sr.	6-0	195	Dacula, Ga. / Dacula	32	Dominic Pagano	DB	Fr.	6-0	175	Parkland, Fla. / NSU University School
67	Joshua Crump	OL	R-Fr.	6-2	325	Vanceboro, N.C. / West Craven	39	Akele Pauling	DB	Fr.	5-11	175	Columbia, S.C. / Spring Valley
83	Win Davidson	TE	Fr.	6-3	235	Macon, Ga. / Howard	64	Kamryn Petrick	OL	Fr.	6-3	310	Summerville, S.C. / Ashley Ridge
22	Jamari Dunbar	RB	Sr.	5-8	197	Bamberg, S.C. / Bamberg-Ehrhardt	0	Ethan Ray	LS	R-Sr.	6-0	205	Boiling Springs, S.C. / Boiling Springs
54	Jacob Dunn	LB	Fr.	5-11	205	Moncks Corner, S.C. / Berkeley	41	Jerome Rice III	LB	Jr.	6-0	212	Spartanburg, S.C. / Spartanburg
7	Jonathon Earl	TE	Sr.	5-10	215	Cayce, S.C. / Airport	42	Jaron Richardson	DB	Fr.	5-10	170	Sumter, S.C. / Lakewood
68	Caleb Eichelberger	OL	Fr.	6-7	296	Aiken, S.C. / South Aiken	94	Mikah Riley	DL	Fr.	6-2	285	Apopka, Fla. / Apopka
85	Ryan Fleming	WR	Fr.	5-9	180	Columbia, S.C. / Ben Lippen	56	DaQuan Robinson	DL	Fr.	6-0	222	North Charleston, S.C. / Ft. Dorchester
37	Will Fording	DB	So.	5-10	185	Cornelius, N.C. / William A. Hough	6	Isaac Ross	WR	So.	5-9	165	Rock Hill, S.C. / South Pointe
89	Nick Foster	WR	Fr.	5-9	162	Manchester, Ga. / Manchester	33	Nick Salley	DE	Gr.	5-10	225	Walterboro, S.C. / Colleton
36	Trayson Fowler	DB	So.	6-1	195	Spartanburg, S.C. / Boiling Springs	40	Garrett Sayegh	LB	Jr.	5-9	210	Simpsonville, S.C. / Hillcrest
44	Till Garvin	TE	Fr.	6-0	215	Tyrone, Ga. / Sandy Creek	1	Garris Schwarting	WR	Gr.	5-10	189	Bamberg, S.C. / Bamberg Ehrhardt
86	Brandon Grant	WR	Fr.	6-1	180	West Columbia, S.C. / Palmetto Prep Acad.	81	Ja'Rell Smith	WR	Fr.	5-10	168	Pine Mountain, Ga. / Harris County
35	Gabriel Harmon	LB	Jr.	5-9	206	Newberry, S.C. / Newberry	45	Ja'Courtney Snipes	DL	So.	6-3	280	Lithonia, Ga. / Lithonia
99	Elijah Harper	DL	Fr.	6-3	220	Anderson, S.C. / Westside	12	Jarrold Stanley	DB	R-Sr.	5-9	168	Fairburn, Ga. / Creekside
29	Nehemiah Harris	DB	Fr.	5-10	175	Davenport, Fla. / Lake Minneola	13	Isaiah Stephens	WR	So.	6-0	180	Tampa, Fla. / Tampa Bay Tech
87	Ben Harris	WR	So.	6-5	210	Greenville, N.C. / J.H. Rose	30	Koran Stewart	LB	So.	6-0	200	Burlington, N.C. / Southern Alamance
43	Tylan Hollis	LB	Fr.	5-11	192	Manchester, Ga. / Manchester	52	Matt Suriano	DL	Fr.	6-3	235	Medford, N.J. / Shawnee
59	Justin Holsclaw	LB	So.	6-0	215	Kannapolis, Ga. / A.L. Brown	38	Kyle Syvarth	LB	Sr.	6-1	218	Marietta, Ga. / Lassiter
11	Demetrius Jones	WR	Jr.	6-4	190	Jacksonville, N.C. / Northside	53	D'Andra Thompson	OL	R-Jr.	6-3	290	Orangeburg, S.C. / Orangeburg-Wilkinson
22	Dylan Jones	DB	So.	5-10	180	Lake Mary, Fla. / Lake Mary	98	Nathaniel Toole	K	Jr.	5-10	185	Barnwell, S.C. / Barnwell
80	Chandler Jones	WR	Fr.	5-11	175	Milton, Ga. / Cambridge	79	Jacob Tylski	OL	R-Fr.	6-4	275	Jacksonville, Fla. / Episcopal School
18	Cayden Jordan	WR	R-So.	6-2	200	Tampa, Fla. / Gaither	15	Thaddeus Underwood	DB	Jr.	6-2	198	Atlanta, Ga. / ELCA
2	Hombre Kennedy	DB	Jr.	5-11	195	Summerville, S.C. / Ashley Ridge	16	Alex Usry	K	R-Jr.	5-10	185	McDonough, Ga. / ELCA
95	Jakyre Kerns	DL	Fr.	6-3	235	Greer, S.C. / Greer	4	Geoffrey Wall	WR	R-Sr.	5-9	185	High Point, N.C. / High Point Central
10	Edward King	LB	R-Sr.	6-1	225	Hollywood, Fla. / Hallandale	45	Joseph Warren	WR	Fr.	6-2	190	Dallas, Ga. / East Paulding
27	Jake Lanford	LB	So.	6-1	215	Macon, Ga. / Jones County	6	Stefan Williams	DL	R-Sr.	6-1	230	Arcadia, Fla. / Desoto
26	Richard Lawson Jr.	DB	Fr.	6-0	165	Miami Gardens, Fla. / Carol City	31	Anton Williams	DE	Sr.	6-3	250	Marianna, Fla. / Marianna
8	Geordan Livingston	DB	So.	5-9	160	Beaufort, N.C. / East Carteret	34	Matthew Williams	DB	Fr.	5-11	170	Tyrone, Ga. / Sandy Creek
5	Ross Malmgren	QB	So.	6-3	220	Acworth, Ga. / North Paulding	26	Terrence Wilson	RB	Sr.	5-8	200	Leesville, S.C. / Batesburg-Leesville
75	Lee Mathews	OL	Fr.	6-4	300	Palmetto, Fla. / Palmetto HS	49	Terrance Wilson, Jr.	DB	Fr.	6-0	195	Martinez, Ga. / Augusta Christian
48	Will McCarty	LB	So.	6-1	225	Acworth, Ga. / (Georgia Southern)							
71	Daviyon McDaniel	OL	R-Jr.	6-3	298	Sumter, S.C. / Sumter							

COACHING STAFF LOCATIONS

Sidelines

Head Coach .....	Autry Denson
Defensive Coordinator/Linebackers.....	Zane Vance
Defensive Line .....	Jacob Reithemeyer
Defensive Backs .....	Greg Moss
Assistant Hea Coach/Offensive Line.....	Aaron Coeling
Running Backs .....	Armando Allen
Offensive Coordinator/Quarterbacks .....	Klay Koester
Outside Wide Receivers .....	Antwan Toomer
Special Teams Coordinator/Assistant A.D. for Operations .....	David Padilla
Head Equipment Manager.....	Mike Marangelli

Press Box

Defensive Backs .....	Tavarius Jackson
Offensive Assistant .....	Travis Palmer
Graduate Assistant (Special Teams/Offense).....	Kyle Reighard
Graduate Assistant (Defense) .....	Gabriel Torres
Graduate Assistant (Football Ops/Video).....	Josh Rodgers
Student Assistant.....	Roy Hyman
Student Assistant.....	Curtis Stacey

PRONUNCIATION GUIDE

#5 Ross Malm-gren
#5 J.D. Soes-bee
#9 Jonathan Chee-arr-ah-mon-tay
#17 Jordan Livingston
#17 Tay-vee-on Montgomery
#38 Kyle Sy-varth
#42 Ja-haad Bee-mon
#44 Nick Spit-ull-skee
#45 Jon Po-ha-how
#46 Key-von Hill-yerd
#47 Alex Ush-ree
#51 Jacob Lib-er-ett-oh
#71 Day-vee-on McDaniel
#79 Jacob Till-skee
#80 Quinn Ca-by-e-err-oh

#82 Boo-chee Nah-woo-bee
#84 Ty-ree Bap-tee-ste
#90 Shaun-dre Mims
#91 Ee-shaun Funny
#95 Kyle Rye-kerd

COACHES

Special Teams - David Pah-dee-ah
Quarterbacks - Klay Kost-er
Offensive Line - Aaron Cool-ing

## BUCCANEER TWO-DEEP

## BUCCANEER OFFENSE

Pos.	No.	Name	Yr.	Ht.	Wt.	Notes
WR	11	Demetrius Jones	Jr.	6-4	190	Will be given first shot to replace former All-Conference Kameron Brown; 117 yards against Hampton
	14	Quinn Caballero	So.	6-0	175	21 catches for 234 yards and three touchdowns in 2019; Four games with 30+ yards
h	1	Garris Schwarting	Gr.	5-10	189	2021 Captain; All-Conference; Led the Bucs with 575 receiving yards; Two 100+ yard games; 4 TDs
	85	Ryan Fleming	Fr.	5-9	180	True freshman that lined up at Ben Lippen High School in Columbia, S.C.
LT	55	Preston Nichols	R-So.	6-3	275	Making the switch from right tackle to left tackle in 2020; Started all 12 games in 2019 season
	68	Caleb Eichelberger	Fr.	6-7	296	True freshman that lined up at South Aiken High School in Aiken, S.C.
LG	71	Daviyon McDaniel	R-Jr.	6-3	298	Making the switch from left tackle to left guard in 2020; Starter in 10 of 11 games in 2019 season
	74	Darius Meeks	Fr.	6-3	290	First Team All-Region and All-State lineman at Westlake High School in Atlanta, Ga.
C	79	Jacob Tyiski	R-Fr.	6-4	275	Lined up in one game in 2019 season; Projected starter at center in 2021
	75	Lee Mathews	Fr.	6-4	300	Two-time All-District selection that earned state qualifier honors in weightlifting
RG	76	JT Melton	R-Jr.	6-2	315	All-Conference; Shifting from center to guard in 2021 after starting 10 of 11 games in 2019
	75	Lee Mathews	Fr.	6-4	300	Two-time All-District selection that earned state qualifier honors in weightlifting
RT	66	Bailey Ottaway	R-So.	6-5	295	Played in 10 games, earning one start last season at tackle; Takes over as starting RT in 2021
	53	D'Andra Thompson	R-Jr.	6-3	290	Did not see the field in 2019; Orangeburg, S.C. native that has seen action in one collegiate game
Y	4	Geoffrey Wall	R-Sr.	5-9	185	2021 Captain; Lined up in three games before season-ending injury; 7 catches, 80 yards vs Furman
	6	Isaac Ross	So.	5-9	165	Third among the Bucs receivers in 2019 with 242 yards and 29 receptions; Two games w/ 7 catches
Z	13	Isaiah Stephens	So.	6-0	180	Seven catches for 41 yards in 2019; Career-high three catches with 19 yards against USC
	88	Kale Anderson	Fr.	5-10	160	True freshman that lined up at Athens Academy in Comer, Ga.
H	44	Till Garvin	Fr.	6-0	215	True freshman that lined up at Sandy Creek High School in Tyrone, Ga.
	7	Jonathon Earl	Sr.	5-10	215	Veteran presence that has lined up at both linebacker and running back while at CSU
QB	8	Jack Chambers	R-Jr.	5-10	180	2021 CSU Captain; Runner-Up 2020 Big South Fall Preseason Player of the Year; 2,029 yards, 14 TDs
	15	Mason McLaughlin	R-So.	6-1	175	Transferred from Presbyterian College; 2014 state champion at Concord First Assembly
RB	23	Kendrick Bell	Jr.	5-8	194	Finished 2019 with back-to-back 123 rushing yard games; Averaged 5.4 yards per carry
	26	Terrence Wilson	Sr.	5-8	200	Leading returning RB rusher with 294 yards and three touchdowns; 69 yds vs. Furman
	22	Jamari Dunbar	Sr.	5-8	197	123 yards and a touchdown against North Alabama; Averaged 3.4 yards per carry; 2 TDs

## BUCCANEER DEFENSE

Pos.	No.	Name	Yr.	Ht.	Wt.	Note
DE	33	Nick Salley	Gr.	5-10	225	2021 Captain; STATS All-American; All-Conference; Street & Smith All-American; 17.5 TFL in 2019
	6	Stefan Williams	R-Sr.	6-1	230	Missed the 2019 season due to injury; High-motor pass rusher who transitioned from linebacker
T	90	Shaundre Mims	R-Jr.	6-0	276	CFAY FCS Preseason Starting Lineup; HERO Sports All-American; All-Conference; 10.0 sacks in 2019
	95	Jakyre Kerns	Fr.	6-3	235	Posted 9.5 sacks and 15.5 TFL in his senior season at Greer High School in Greer, S.C.
NT	45	Ja'Courtney Snipes	So.	6-3	280	Lined up in two games in 2019 season; Takes over from former All-Conference DL Eishuan Funnys
	91	Tylon Chambers	Fr.	6-1	312	Three-time Team Captain at Veterans High School in Gordon, Ga.; Three-Time All-Region selection
DE	31	Anton Williams	Sr.	6-3	250	STATS All-American; All-Conference; 17.0 TFL in 2019; 8.0 sacks in 2019; Six multi-TFL games
	9	John Chiaramonte Jr.	Sr.	6-2	238	Transitioned from tight end to defensive end; Posted eight tackles, 1.0 TFL, and 1.0 sacks in 2019
SAM	3	Justin McIntire	Sr.	6-0	215	2021 Captain; Paced the Bucs with five total turnovers (three FRs, two INTs); 4.5 TFL and 2.0 sacks
	43	Tylan Hollis	Fr.	5-11	192	Two-time All-Region selection at Manchester High School in Manchester, Ga.; All-State selection
MIKE	40	Garrett Sayegh	Jr.	5-9	210	Bucs' sack leader in 2018; Finished with 47 tackles, 6.0 TFL, and 1.0 sacks; One forced fumble
	10	Edward King	R-Sr.	6-1	225	Fifth on the Bucs with 52 total tackles in 2019; Finished with 3.0 TFL, 1.0 sack, and four QBHs
WILL	38	Kyle Sywarth	Sr.	6-1	218	Sixth on the Bucs with 51 total tackles in 2019; 4.0 tackles for loss while lining up at all three LBs
	41	Jerome Rice III	Jr.	6-0	212	Special Teams ballhawk that will see action at WLB in 2021; Four total tackles in 2019
CB	34	Matthew Williams	Fr.	5-11	170	Region 5-AAAAA Offensive Player of the Year at Sandy Creek HS in Tyrone, Ga.; Quarterback in HS
	29	Nehemiah Harris	Fr.	5-10	175	First Team All-District, All-County, All-Area recognition at Lake Minneola HS in Davenport, Fla.
SS	2	Hombre Kennedy	Jr.	5-11	195	Started two games in 2019 season; Seven tackles against Furman, four vs USC in 2019
	32	Dominic Pagano	Fr.	6-0	175	Posted 58 tackles, four INTs, and two FRs at NSU University School in Parkland, Fla.
FS	5	Cody Cline	So.	6-1	208	Reigning Big South Defensive Freshman of the Year; HERO Sports All-American; 73 total tackles
	25	Lawson Cook	Sr.	6-0	195	Posted four tackles in 2019, including three against South Carolina
CB	12	Jarrod Stanley	R-Sr.	5-9	168	Lined up in nine games making 18 tackles in 2019; Posted five pass breakups and an interception
	8	Geordan Livingston	So.	5-9	160	Lined up in eight games with five tackles in 2019, playing primarily on special teams

## BUCCANEER SPECIAL TEAMS

Pos.	No.	Name	Yr.	Ht.	Wt.	Note
K	16	Alex Usry	R-Jr.	5-10	185	Reigning Big South Special Teams Player of the Year; HERO Sports All-American; 4-50+ FGs
	98	Nathaniel Toole	Jr.	5-10	185	Handled the primary kickoff duties early in 2019 season; Converted XPs against Furman
P	97	Miller Braddock	Sr.	6-1	198	Takes over from All-Conference punter Kyle Reighard; Handled kickoff and FG duties in 2019
	16	Alex Usry	R-Jr.	5-10	185	Reigning Big South Special Teams Player of the Year; HERO Sports All-American
HO	97	Miller Braddock	Sr.	6-1	198	Will serve as CSU's primary holder in 2021 season
LS	0	Ethan Ray	R-Sr.	6-0	205	2021 Captain; Phil Steele All-American, STATS All-American
	44	Till Garvin	Fr.	6-0	215	True freshman that lined up at Sandy Creek High School in Tyrone, Ga.
PR	1	Garris Schwarting	Gr.	5-10	189	Third in the Big South in punt return average (12.5); 55-yard return against Kennesaw State
	6	Isaac Ross	So.	5-9	165	Posted six returns for 43 yards in 2019 season
KR	6	Isaac Ross	So.	5-9	165	Four kickoff returns for 51 yards in 2019 season
	42	Jaron Richardson	Fr.	5-10	170	Freshman from Sumter, S.C. that lined up at Lakewood High School
KR	34	Matthew Williams	Fr.	5-11	170	All-around athlete that lined up at quarterback at Sandy Creek HS; Fayette Co. Offensive POTY
	26	Terrence Wilson	Sr.	5-8	200	Three kickoff returns for 56 yards in 2019 season



2021 BIG SOUTH SPRING STANDINGS						FCS NATIONAL POLLS									
Team	Big South	PCT	Overall	PCT	Streak	STATS FCS TOP 25					FCS COACHES POLL				
Gardner-Webb	0-0	0.000	2-0	1.000	W2	Rk	School	Votes	Rec.	PV	Rk	School	Rec.	Votes	PV
Kennesaw State	0-0	0.000	1-0	1.000	W1	1	James Madison (34)	2-0	992	2	1	North Dakota St. (26)	11-0	650	1
Charleston Southern	0-0	0.000	0-0	0.000	---	2	Weber State (4)	1-0	945	4	2	James Madison	10-1	624	2
Monmouth	0-0	0.000	0-0	0.000	---	3	UNI	1-1	855	5	3	Montana	9-2	598	4
Robert Morris	0-0	0.000	0-1	0.000	L1	4	North Dakota (2)	2-0	846	14	4	Sacramento State	8-3	562	6
Campbell	0-0	0.000	0-4	0.000	L4	5	Villanova	0-0	788	6	5	South Dakota State	8-3	523	9
North Alabama	0-0	0.000	0-4	0.000	L4	6	North Dakota State	2-1	784	1	6	Illinois State	8-3	510	8
						7	Nicholls	2-0	756	9	7	Weber State	8-3	496	3
						8	South Dakota State	1-1	736	3	8	Montana State	8-3	441	10
						9	Kennesaw State	1-0	714	8	9	Kennesaw State	9-2	385	11
						10	Jacksonville State	4-1	597	16	10	Northern Iowa	7-4	379	5
						11	Southern Illinois	2-1	594	NR	11	Central Arkansas	8-3	373	13
						12	Sam Houston	1-0	552	17	12	Monmouth (N.J.)	9-2	347	15
						13	Albany	0-0	456	13	13	Florida A&M	9-1	336	14
						14	New Hampshire	0-0	382	15	14	Villanova	8-3	322	16
						15	Illinois State	0-1	374	7	15	Furman	7-4	277	7
						16	SE Missouri State	1-1	329	21	16	SE Missouri State	8-3	265	17
						17	Furman	1-1	277	10	17	Wofford	7-3	259	20
						18	Charleston Southern	0-0	268	NR	18	Central Conn. State	10-1	234	18
						19	Idaho	1-0	267	NR	19	Austin Peay	8-3	183	22
						20	Wofford	1-1	229	11	20	Towson	7-4	151	21
						21	South Dakota	1-0	229	NR	21	Dartmouth	8-1	144	12
						22	Eastern Washington	0-1	228	12	22	SE Louisiana	7-3	126	23
						23	Monmouth	0-0	165	20	23	Nicholls	7-4	80	24
						24	SE Louisiana	0-1	165	18	24	North Carolina A&T	7-3	48	25
						25	Delaware	0-0	101	25	T-25	Southern Illinois	7-4	35	NR
						Others receiving votes: Austin Peay 75, UIW 58, McNeese 39, VMI 32, Jackson State 22, Richmond 17, Gardner-Webb 16, San Diego 16, Dixie State 14, ETSU 14, Tennessee Tech 13, Tarleton 11, South Carolina State 10, Southern 8, UC Davis 7.					Others receiving votes: Princeton, 26; North Dakota, 14; Albany, 12; San Diego, 11; UT Martin, 2; Eastern Washington, 1; South Carolina St., 1.				

BY THE NUMBERS				KENNESAW STATE			
	NCAA	Big South	Value		NCAA	Big South	Value
Total Offense				Total Offense			
Rushing Offense				Rushing Offense			
Passing Offense				Passing Offense			
Team Passing Efficiency				Team Passing Efficiency			
Scoring Offense				Scoring Offense			
Total Defense				Total Defense			
Rushing Defense				Rushing Defense			
Passing Yards Allowed				Passing Yards Allowed			
Team Passing Efficiency Defense				Team Passing Efficiency Defense			
Scoring Defense				Scoring Defense			
Turnover Margin				Turnover Margin			
3rd Down Conversion Percentage				3rd Down Conversion Percentage			
4th Down Conversion Percentage				4th Down Conversion Percentage			
3rd Down Conversion Percentage Defense				3rd Down Conversion Percentage Defense			
4th Down Conversion Percentage Defense				4th Down Conversion Percentage Defense			
Red Zone Offense				Red Zone Offense			
Red Zone Defense				Red Zone Defense			
Net Punting				Net Punting			
Punt Returns				Punt Returns			
Kickoff Returns				Kickoff Returns			
First Downs Offense				First Downs Offense			
First Downs Defense				First Downs Defense			
Fewest Penalties Per Game				Fewest Penalties Per Game			
Fewest Penalty Yards Per Game				Fewest Penalty Yards Per Game			
Time of Possession				Time of Possession			

## 2021 CHARLESTON SOUTHERN SPRING FOOTBALL

### OPPONENT INFO

Kennesaw State was selected second overall in the Big South Conference's preseason coaches and media poll as announced by the conference office on February 11. The Owls received three first-place votes and 43 points overall to sit one point behind preseason favorite Monmouth.

KSU swept the preseason Player of the Year recognition with running back Isaac Foster earning Offensive recognition, while All-American linebacker Bryson Armstrong earned Defensive honors.

Foster rushed for 506 yards and four touchdowns in 2019, but missed the final five games due to injury. He averaged 14.9 yards per carry and 72.3 rushing yards in his seven appearances that season. Armstrong is a three-time First-Team All-Conference selection in his career at KSU. The linebacker was the 2019 Big South Defensive Player of the Year, earned five All-America plaudits that season and was a finalist for the Buck Buchanan Award as the nation's top defensive player. Armstrong finished 2019 with a team-high 95 total tackles during the season – including 51 solo stops.

KSU will lineup in six games this spring after not playing in the fall 2020 portion of the season. The Owls opened the year against Shorter on February 27 and add a nonconference contest against Dixie State on March 20, while their remaining four games come against conference opponents.

The Owls made it back to the postseason last season for the third consecutive year as KSU topped Wofford in the FCS First Round, before bowing out in the second round against Weber State. KSU went 11-3 overall on the season with their lone loss coming at home against Monmouth.

The Owls are currently the highest-ranked team among the Big South institutions playing this spring with KSU entering the weekend sitting at No. 9 in the STATS/Coaches poll.



### KENNESAW STATE'S LAST GAME

#### OWLS DOMINATE SHORTER IN SEASON-OPENING VICTORY

After 448 days without a game, the Kennesaw State football program returned to action and scored 35 unanswered points to knock off Shorter University 35-3 at Fifth Third Bank Stadium.

The Owls improved to 5-1 all-time in home openers and 3-3 in season openers with the victory, while picking up their 13th consecutive non-conference regular season home win.

Making his fourth career start under center, senior quarterback Tommy Bryant opened the year with a three-touchdown performance on the ground, giving him 16 rushing touchdowns in his last seven career games.

Kyle Glover rushed for a game-high 87 yards and a scored one touchdown, while Isaac Foster added 65 yards on the ground, including 27-yard run in the third quarter.

Jonathan Murphy capped off the scoring in the final minutes with an 18-yard touchdown run, putting a lid on the five-touchdown output by the offense.

After Shorter scored a field goal on the opening possession of the game, the Kennesaw State defense dominated the Hawks, totaling 11.0 tackles for loss, 6.0 sacks and recovering three fumbles.

Kareem Taylor anchored the defense with eight total tackles, 1.5 tackles for loss and two fumble recoveries. Bryson Armstrong and Desmond Scott added seven tackles apiece and Markeith Montgomery had a team-high 2.0 tackles for loss.

### KENNESAW STATE PLAYERS TO WATCH

#### #5 TOMMY BRYANT | QB | 6-0 | 205 | FR. | ATLANTA, GA. | USMA PREP.

GP	EFFIC	COMP-ATT-INT	PCT	YDS	TD	LG	AVG/G
1	63.40	1-2-1	50.00 %	27	0	27	27.00

#### #1 KYLE GLOVER | RB | 5-11 | 210 | GR. | LAWRENCEVILLE, GA. | (BUFFALO)

GP	ATT	GAIN	LOSS	NET	AVG	TD	LG	AVG/G
1	17	87	0	87	5.1	1	12	87.00

#### #9 SHAQUIL TERRY | WR | 6-4 | 215 | R-SO. | LYNCHBURG, VA. | HERITAGE

GP	NO.	YDS	AVG	TD	LG	AVG/G
1	1	27	27.00	0	27	27.00

#### #42 BRYSON ARMSTRONG | LB | 6-2 | 255 | SO. | FAYETTEVILLE, N.C. | CAPE FEAR HS

GP	UA	A	TOT	TFL/YDS	SK-YDS	INT	BRUP	QBH	FR-YDS	FF	BLK	SAF
1	5	0	5	1.0-3	0-0	0	0	0	0	0	0	0

## GAME 1 | AT KENNESAW STATE

### HOW KSU FARES AGAINST

#### ...the BIG SOUTH

OPPONENT	RECORD	LAST MET (RESULT)
Campbell	2-0	W, 38-25, Nov. 9, 2019
Charleston So.	3-2	W, 45-23, Oct. 12, 2019
Gardner-Webb	5-0	W, 42-14, Nov. 23, 2019
Hampton	1-0	W, 50-7, Nov. 16, 2019
Monmouth	4-1	L, 45-21, Nov. 2, 2019
North Alabama	1-0	W, 41-17, Oct. 26, 2019
Robert Morris		
<b>TOTAL</b>	<b>16-3</b>	

#### KENNESAW STATE 2020 SCHEDULE

Date	Opponent	Time/Result
<b>Feb. 27</b>	<b>Shorter</b>	<b>W, 35-3</b>
<b>Mar. 13</b>	<b>Charleston Southern</b>	<b>1 p.m.</b>
<b>Mar. 20</b>	<b>Dixie State</b>	<b>1 p.m.</b>
<i>Mar. 27</i>	<i>at Gardner-Webb*</i>	<i>1 p.m.</i>
<b>Apr. 3</b>	<b>Robert Morris*</b>	<b>1 p.m.</b>
<i>Apr. 10</i>	<i>at Monmouth*</i>	<i>1 p.m.</i>

\*Big South Games

#### KENNESAW STATE 2019 SCHEDULE

Date	Opponent	Result
<b>Aug. 31</b>	<b>Point</b>	<b>W, 59-0</b>
Sept. 7	at Kent State	L, 26-23 (OT)
Sept. 14	at Alabama State	W, 42-7
Sept. 21	at Missouri State	W, 35-24
<b>Sept. 28</b>	<b>Reinhardt</b>	<b>W, 31-7</b>
<b>Oct. 12</b>	<b>Charleston Southern*</b>	<b>W, 45-23</b>
Oct. 19	at Presbyterian*	W, 55-10
<b>Oct. 26</b>	<b>North Alabama</b>	<b>W, 41-17</b>
<b>Nov. 2</b>	<b>Monmouth*</b>	<b>L, 21-45</b>
Nov. 9	at Campbell*	W, 38-35
Nov. 16	at Hampton*	W, 50-7
<b>Nov. 23</b>	<b>Gardner-Webb*</b>	<b>W, 42-14</b>
Nov. 30	at Wofford#	W, 28-21
Dec. 7	at Weber State#	L, 26-20

\*Big South Games #FCS Playoffs

### SERIES HISTORY

#### IN CHARLESTON (CSU LEADS 1-0)

Nov. 7, 2015	28-14#
Nov. 11, 2017	L, 38-0

#### AT FIFTH THIRD BANK STADIUM (KSU LEADS 2-1)

<b>Nov. 19, 2016</b>	<b>W, 28-7</b>
Oct. 27, 2018	L, 38-10
Oct. 12, 2019	L, 45-23

\* CSU Wins in Bold

2021 CHARLESTON SOUTHERN SPRING FOOTBALL

GAME 6

CHARLESTON SO.	0	6	7	10	-	23
KENNESAW STATE	14	14	3	14	-	45

Oct. 12 | Fifth Third Bank Stadium | Kennesaw, Ga. | Attendance: 8,258



BREAKDOWN

	CHSO	KSU
FIRST DOWNS	17	17
Rushing	4	12
Passing	11	4
Penalty	2	1
NET YARDS RUSHING	84	342
Rushing Attempts	30	51
Average Per Rush	2.8	6.7
Rushing Touchdowns	0	6
Yards Gained Rushing	108	358
Yards Lost Rushing	24	16
NET YARDS PASSING	296	106
Completions-Attempts-Int	20-45-1	5-10-0
Average Per Attempt	6.6	10.6
Average Per Completion	14.8	21.2
Passing Touchdowns	2	0
TOTAL OFFENSE YARDS	380	448
Total offense plays	75	61
Average Gain Per Play	5.1	7.3
Fumbles: Number-Lost	1-0	2-1
Penalties: Number-Yards	7-60	11-122
PUNTS-YARDS	6-239	5-210
Average Yards Per Punt	39.8	42.0
Net Yards Per Punt	36.7	32.8
Inside 20	3	1
50+ Yards	1	0
Touchbacks	0	0
Fair catch	1	2
KICKOFFS-YARDS	6-281	8-459
Average Yards Per Kickoff	46.8	57.4
Net Yards Per Kickoff	22.5	43.1
Touchbacks	0	1
Fair Catch Yards	0	48
Punt returns: Number-Yards-TD	2-46-0	2-19-0
Average Per Return	23.0	9.5
Kickoff returns: Number-Yds-TD	5-89-0	6-146-0
Average Per Return	17.8	24.3
Interceptions: Number-Yds-TD	0-0-0	1-26-0
Fumble Returns: Number-Yds-TD	0-0-0	0-0-0
Miscellaneous Yards	0	0
Possession Time	28:05	31:55
1st Quarter	4:03	10:57
2nd Quarter	11:20	3:40
3rd Quarter	6:22	8:38
4th Quarter	6:20	8:40
Third-Down Conversions	10 of 20	4 of 12
Fourth-Down Conversions	0 of 1	2 of 2
Red-Zone Scores-Chances	2-3	4-4
Touchdowns	1-3	4-4
Field goals	1-3	0-4
Sacks By: Number-Yards	0-0	2-16
PAT Kicks	2-2	6-6
Field Goals	3-3	1-1
Points off turnovers	0	7

GAME 1 | AT KENNESAW STATE

Record-setting performances not enough for Bucs to overcome KSU

**KENNESAW, GA.** - Charleston Southern was unable to keep pace with the Kennesaw State rushing attack on Saturday afternoon as the Buccaneers fell to the No. 4/7 Owls at Fifth Third Bank Stadium, 45-23.

Jack Chambers, Garris Schwarting, Nick Salley, and Eishuan Funnys all posted career-highs for CSU (1-5, 0-1 Big South) in the road loss to the Owls. Chambers (296 passing yards), Schwarting (six catches, 131 yards, 1 TD), Salley (14 tackles, 2.0 TFL) and Funnys (3.0 TFL) paced the Bucs statistical leaders in the Bucs' Big South opener.

Bronson Rechsteiner (eight carries, 138 yards, two TDs) paced the Kennesaw State (5-1, 1-0 Big South) rushing attack as the Owls racked up 342 rushing yards in the win. Daniel David added three rushing touchdowns and went 4-of-7 through the air for 93 yards in the win.

Kameron Brown added five catches for 68 yards and a touchdown reception for the Bucs as CSU picked up a season-high 296 passing yards in the loss. The Bucs had 229 passing yards in the second half with Brown and Schwarting combining for 175 receiving yards over the final 30 minutes.

Bryson Armstrong paced the Owls defense with 12 tackles (10 solo), while Charlie Patrick had five tackles, 2.0 TFL and an interception to spark the KSU defense.

Inside the Numbers

- Kennesaw State held the 448-380 advantage in total yards on Saturday afternoon.
- The Bucs and Owls tied with both teams picking up 17 first downs in the game.
- CSU threw for a season-high 296 passing yards on 45 attempts.
- CSU was a season-high 10-of-20 on third down conversions in the loss, while Kennesaw State was limited to 4-of-12.
- Kyle Reighard averaged 39.8 yards per punt and pinned three inside the KSU 20 yard line on Saturday.

News & Notes

- Alex Usry's 50-yard field goal marked just the third 50-plus yard conversion in program history and tied Tyler Tekac's career-best 50-yard conversion against Gardner-Webb back on Nov. 10, 2018.
- Usry added a 49-yard conversion early in the second quarter to tie for the fourth-longest conversion with Tekac (twice).
- Eishuan Funnys set new career highs in tackles (five), solo tackles (four), and tackles for loss (3.0).
- Anton Williams scooped up his first fumble recovery in his career.
- In his first career punt return, Garris Schwarting's 54-yard return set the team's season record for longest return and is the ninth best in school history.
- Schwarting also caught a career high (6) passes today for a career high of (131) yards. He garnered 83 yards on a single drive that ended in a 43-yard TD catch for the senior.

>>SCORING SUMMARY

Team	Qtr	Time	Scoring Play	Conversion	Plays	TOP	Score
KSU	1st	11:34	GRIER, Antavious 10 yd run	ROBERTSON, N kick 4-21	1:49		0-7
KSU	1st	2:12	DAVID, Daniel 1 yd run	ROBERTSON, N kick 16-72	7:58		0-14
KSU	2nd	14:17	RECHSTEINER, B 49 yd run	ROBERTSON, N kick 2-60	0:37		0-21
CHSO	2nd	8:08	USRYA, 49 yd field goal		12-60	6:04	3-21
CHSO	2nd	1:03	USRYA, 50 yd field goal		8-31	3:05	6-21
KSU	2nd	0:22	RECHSTEINER, B 56 yd run	ROBERTSON, N kick 3-54	0:35		6-28
CHSO	3rd	5:40	BROWN, K. 3 yd pass from CHAMBERS, J.	USRYA, kick	5-18	2:34	13-28
KSU	3rd	0:49	ROBERTSON, N 46 yd field goal		9-39	4:48	13-31
CHSO	4th	14:24	SCHWARTING 40 yd pass from CHAMBERS	USRYA, kick	5-90	1:18	20-31
KSU	4th	11:53	DAVID, Daniel 6 yd run	ROBERTSON, N kick 5-62	2:24		20-38
CHSO	4th	9:56	USRYA, 31 yd field goal		8-61	1:57	23-38
KSU	4th	8:03	DAVID, Daniel 1 yd run	ROBERTSON, N kick 4-56	1:51		23-45

BREAKDOWN

>>CHARLESTON SOUTHERN

Rushing	Att	Yds	TD	Long	Avg
T. Wilson	15	44	0	9	2.9
J. Chambers	11	29	0	15	2.6
C. Reid	1	10	0	10	10.0
K. Bell	2	2	0	2	1.0
Passing	C-A	Yds	Long	TD	INT
J. Chambers	20-45	296	2	43	1
Receiving	No.	Yds	Long	TD	
G. Schwarting	6	131	1	43	
K. Brown	5	68	1	26	
Q. Caballero	3	36	0	18	
J. Williams	3	22	0	17	
I. Ross	2	23	0	18	
Q. Scott	1	16	0	16	

>>KENNESAW STATE

Rushing	Att	Yds	TD	Long	Avg
B. Rechsteiner	10	138	2	56	13.8
S. Terry	5	56	0	24	11.2
D. David	18	50	3	9	2.8
I. Foster	5	45	0	25	9.0
T. Reed	1	26	0	26	26.0
X. Shepherd	2	13	0	10	6.5
A. Grier	1	10	1	10	10.0
T. Bryant	5	5	0	9	1.0
K. Ficklin	2	2	0	3	1.0
Passing	C-A	Yds	Long	TD	INT
D. David	4-7	93	0	31	0
T. Bryant	1-3	13	0	13	0
Receiving	No.	Yds	Long	TD	
J. Jackson	1	31	0	31	
S. Terry	1	28	0	28	
T. Reed	1	27	0	27	
B. Rechsteiner	1	13	0	13	
K. Hancock	1	7	0	7	



## 2021 CHARLESTON SOUTHERN SPRING FOOTBALL

# QB NO. 1 JACK CHAMBERS



Quarterback Jack Chambers is back in the huddle to pace the Bucs' offense this season as CSU will look to the redshirt junior to keep up the "Air Raid with an Attitude" offense in 2021. Chambers is coming off a top-10 season all-time in CSU history as the Lilburn, Ga. native posted career-highs in passing yards, passing attempts, completion percentage, and passing touchdowns.

Chambers boasted three different 200-yard passing games over his sophomore season, including a career-high 296 yards on a 20-of-45 passing day at Kennesaw State. He also showcased his ability outside the pocket with five games with at least 60 rushing yards.

Chambers posted a season-high 99 rushing yards on nine carries against Gardner-Webb, and added 80+ rushing yards against The Citadel (94), Monmouth (92), and Campbell (89) on the season.

## THE CHAMBERS FILE

BOASTED A SEASON PASSING  
AVERAGE WITH

**169.1**

YARDS PER  
GAME

POSTED THE SEVENTH-  
HIGHEST CSU MARK WITH

**2029**

SINGLE SEASON  
PASSING  
YARDS

SET A CAREER HIGH  
WITH

**296**

PASS YARDS VS.  
KENNESAW  
STATE

### QB #1 (Well...#8 Actually)

One of the most dynamic playmakers in the Big South in 2019, Jack Chambers comes into the 2020 season as one of the players to watch after being selected to the conference's Honorable Mention All-Conference team. Chambers sat among the Big South leaders in total offense, rushing yards, and passing yards per game, while also sitting among the conference's leaders in passing efficiency.

Chambers became the first CSU quarterback to eclipse 2,000 passing yards in a single season in over a decade, while his 14 touchdown passes were the sixth-most by a Buccaneer. He recorded at least 200 passing yards in three different games in 2019, including a career-high 296 yards against Kennesaw State, while adding a career-high four touchdown passes in the season finale against Campbell. He also paced the Bucs in rushing in 2019 with 553 yards and five touchdowns on the ground.

### Carrying the Rock All The Way

Coach Denson has been fond of saying that the best player will earn their time on the field and that was never more relevant than in the running back corps in 2019. Six different running backs recorded at least 10 carries in 2019, while two

different backs picked up 100-yard rushing games over the course of the season.

The Bucs running game lost leading ball-carrier Ronnie Harris, but return a trio of top backs that each led the team's rushing efforts in games on the year. Seniors Terrence Wilson and Jamari Dunbar are the veteran leaders in the group and boast the most game experience, while Kendrick Bell shined down the stretch in 2019.

Wilson was the headliner of the group entering the 2019 season after leading the Bucs with 540 rushing yards and six touchdowns as a sophomore. He added four games with at least 40 rushing yards in the 2019 season, including 69 yards on seven carries last season against Furman. He added 11 catches in the receiving game eclipsing 30 receiving yards in two different games.

Dunbar and Bell both posted 100-yard rushing efforts last season with Dunbar carrying the workload against North Alabama with a career-high 28 carries for 123 yards in the win over the Lions. Bell finished the 2019 season strong with back-to-back 20-carry, 100-yard rushing games. Melvin boasted a career-best 11 carries for 60 yards against North Alabama to highlight his

## GAME 1 | AT KENNESAW STATE

### 2021 TEAM CAPTAINS

#### #0 Ethan Ray, LS

R-Sr. \* 6-0 \* 205 \* Boiling Springs, S.C.

#### #1 Garriss Schwarting, WR

Gr. \* 5-10 \* 189 \* Bamberg, S.C.

#### #3 Justin McIntire, LB

Sr. \* 6-0 \* 215 \* Lexington, Ky.

#### #4 Geoffrey Wall, WR

Sr. \* 5-9 \* 185 \* High Point, N.C.

#### #8 Jack Chambers, QB

R-Jr. \* 5-10 \* 180 \* Lilburn, Ga.

#### #33 Nick Salley, DE

Sr. \* 5-10 \* 225 \* Walterboro, S.C.

### PRESEASON HONORS

#### SHAUNDRE MIMS

CFAY 2020 FCS Preseason Starting Lineup

HERO Sports FCS Preseason All-American

HERO Sports - Top Returning DL in the Big South

#### NICK SALLEY

Street & Smith 2020 FCS Preseason All-American

SC Hall of Fame Preseason All-South Carolina Team

STATS Perform FCS Preseason All-American

#### CODY CLINE

SC Hall of Fame Preseason All-South Carolina Team

HERO Sports - Top Returning DB in the Big South

#### ETHAN RAY

Phil Steele 2020 Preseason FCS All-American

STATS Perform FCS Preseason All-American

#### ANTON WILLIAMS

STATS Perform FCS Preseason All-American

#### ALEX USRY

HERO Sports - Top Returning PK in the Big South

### SATURDAY'S UNIFORM

Charleston Southern boasts seven different uniform combinations this season, with CSU taking the field this week with their new blue helmets, white jerseys, and blue pants.

#### HELMET



#### JERSEY



#### PANTS



#### CSU Record With...

Blue-White-Blue	1-1
Blue-White-Gold	0-0
Gold-White-Blue	1-1
Gold-White-Gold	1-2
Gold-Blue-Gold	0-1
Gold-Blue-Blue	3-0
Gold-Blue-Gray	0-0
Blue-Blue-Gray	0-1



# CATCHING UP

## IT'S #SCHWARTINGTIME



It's #SchwartingTime. The CSU Athletic Communications staff coined the hashtag last season when the rising senior from Bamberg, S.C. put together a career effort against Kennesaw State in the 2019 season.

Schwarting nearly equaled his first four-games output over the span of the 60-minute game as he hauled in six catches for a career-high 131 yards and one touchdown over the course of the game with the Owls. He also added a 54-yard punt return that set CSU in prime scoring position in the eventual loss to KSU.

From then on, Schwarting took the Big South by storm recording multiple catches over the last six games, while adding three games with at least 60-plus receiving yards. He leads a talented receiving corps and is coming off a five-catch, 124-yard game against Campbell in his last outing.

## THE SCHWARTING FILE

POSTED A CAREER-HIGH  
LAST SEASON WITH

**131**

RECEIVING YARDS  
IN A GAME

BOASTS TWO CAREER GAMES  
WITH AT LEAST

**100**

RECEIVING  
YARDS

POSTED A CAREER-HIGH  
WITH

**39**

RECEPTIONS  
LAST SEASON

sophomore season.

### The Arrival of #SchwartingTime

The CSU Athletic Communications staff coined the hashtag #SchwartingTime every time Garriss Schwarting was on the field in the 2019 season and the redshirt senior delivered in a major way. The Bamberg, S.C. native led the Bucs with 575 receiving yards, including his first two 100-yard receiving efforts in his career.

Schwarting returns to headline a receiving and tight end corps that boasted 21 different receivers that hauled in a pass last season. Six of the Bucs' top seven pass catchers return in the 2020 season, while seven returning receivers boasted double-digit catches last season.

### Deep Receiving Class

Isaac Ross returns as the program's second-leading receiver with 242 yards on 29 catches, while Jaquan Williams hauled in touchdowns against South Carolina, Savannah State, and Presbyterian to highlight his 21 catch campaign. Quinn Caballero added 21 catches for 190 yards including at least 40 yards in two separate games to highlight his freshman campaign.

Demetrius Jones and Geoffrey Wall also added double-digit receiving campaigns in 2019, while

five additional receivers hauled in their first collegiate catches last season.

### Fighting in the Trenches

This year, the line is built from the outside in as CSU welcomes back a pair of preseason All-Conference tackles in Preston Nichols and Daviyon McDaniel, as well as center/guard JT Melton.

The Bucs' offensive line averaged 153.0 rushing yards per game among their 361.8 total offensive yards per contest in the 2019 season. CSU converted at a 77.8% rate inside the red zone and posted at least 100 rushing yards in eight games, while adding at least 200 yards in three different contests. CSU also averaged 29:08 in the time of possession battle per game thanks to the efforts of their offensive line.

In addition to the aforementioned players, the Bucs also welcomed back Ben Moxley, D'Andra Thompson, Bailey Ottaway, Joshua Crump, and Jacob Tylski to the mix in 2019, while adding eight additional players to the rotation this season. Among the eight newcomers include signees Darius Meeks, Eric Aldridge, Jr., and Lee Mathews. Aldridge (No. 259) and Mathews (No. 231) were among the six signees ranked among the top-300 players signed by an FCS program in 2020.

## CSU RECORD WHEN...

	2021	Denson
When playing at home	3-2	
When playing on road	3-4	
When playing at a neutral site		
When playing on grass	2-3	
When playing on artificial surface	4-3	
When scoring first	3-3	
When opponent scores first	3-3	
When leading after first quarter	3-1	
When trailing after first quarter	2-4	
When tied after first quarter	1-1	
When leading at halftime	4-1	
When trailing at halftime	2-5	
When tied at halftime		
When leading after three quarters	5-1	
When trailing after three quarters	1-5	
When tied after three quarters		
When CSU has more/equal rushing yards	4-0	
When opponent has more rushing yards	2-6	
When CSU has more/equal passing yards	2-5	
When opponent has more passing yards	4-1	
When CSU has more/equal total yards	4-1	
When opponent has more total yards	2-5	
When CSU has more first downs	4-0	
When opponent has more first downs	2-4	
When first downs are equal	0-2	
When CSU forces more turnovers	5-1	
When opponent forces more turnovers	1-4	
When turnovers are equal	0-1	
In games decided by 3 points or fewer	1-0	
In games decided by 7 points or fewer	4-1	
In overtime games		

## RECORD BREAKDOWN

	2021	Streak	Under Denson
Overall		W4	6-6
Home		W1	3-2
Road		W3	3-4
Overtime			
Big South		W4	4-2
Big South Home		W2	2-1
Big South Road		W2	2-1

## HOW CSU FARES AGAINST

### ...the Big South

OPPONENT	RECORD	LAST MET (RESULT)
Campbell	3-0	Nov. 23, 2019 (W, 41-31)
Gardner-Webb	7-10	Nov. 2, 2019 (W, 30-27)
Hampton	2-0	Nov. 9, 2019 (W, 27-20)
Kennesaw State	1-3	Oct. 12, 2019 (L, 45-23)
Monmouth	1-3	Oct. 26, 2019 (L, 35-13)
North Alabama	1-0	Oct. 19 (W, 25-20)
Robert Morris		
<b>TOTAL</b>	<b>16-16</b>	

## SERIES BUSINESS

Series Record	Sixth Meeting
at Fifth Third Bank Stadium	KSU leads 2-0
Most CSU Points	28, Nov. 19, 2016 (W, 28-7)
Most KSU Points	45, Oct. 12, 2019 (L, 45-23)
Most Combined Points	68, Oct. 12, 2019 (L, 45-23)
Biggest CSU Win	21, Nov. 19, 2016 (W, 28-7)
Biggest KSU Win	38, Nov. 11, 2017 (L, 38-0)
Current Streak	Kennesaw State won last three

# 2021 CHARLESTON SOUTHERN SPRING FOOTBALL

## CSU OFFENSE BY THE NUMBERS

3  
14  
13  
45  
70  
41

Bucs return two players that posted three 100-yard rushing games in the 2019 season with Jamari Dunbar and Kendrick Bell (twice) both eclipsing the mark in the season.

Starting quarterback Jack Chambers will be making his 14th career start on Saturday when he takes the field against Kennesaw State. It will be his 21st career game played in the CSU Blue & Gold Uniform.

The Buccaneers return 13 different players who caught at least one pass in the 2019 season, including six that recorded double-digit catches on the season.

Garris Schwarting's longest reception of the 2019 season as the senior led the Bucs with a career-high 575 receiving yards over his 39 catches.

Jack Chambers recorded the Bucs' longest run of the 2019 season, a 70-yard gallop for a score against Gardner-Webb back on November 2, 2019.

Charleston Southern's highest offensive scoring output of the 2019 season came in their season finale as the Bucs put up 41 points against Campbell in the win.

### #8 | JACK CHAMBERS | QB | R-JR. | 5-10 | 170 | LILBURN, GA. | PARKVIEW



#### 2019 Notes

- Fifth in the Big South in total offense per game (215.2)
- Ninth in the Big South in rushing yards per game (46.2)
- Sixth in the Big South in passing yards per game (168.9)
- Sixth in the Big South in passing efficiency (114.6)
- Led the Bucs with 2,029 passing yards, 14 touchdown passes, and 13 interceptions in the 2019 season

#### CAREER HIGHS

Passing Yards 296 at Kennesaw State (2019)  
Attempts 45 at Kennesaw State (2019)  
Completions 25 at Gardner-Webb (2019)  
Passing TD 4 vs. Campbell (2019)  
Rush Att 17, Va. Lynchburg (2018)  
Rush Yards 112, Va. Lynchburg (2018)  
Rushing TD 1, Six Times


#### 2019 PASSING STATS

GP	Effic	C-A-T	Pct	Yds	TD	Lng	Avg/G	Att	Gain	Loss	Net	Avg	TD	Lng	Avg/G
12	114.61	191-333-13	57.4	2029	14	59	169.1	99	703	150	553	5.6	5	70	46.1

#### 2019 RUSHING STATS

GP	Effic	C-A-T	Pct	Yds	TD	Lng	Avg/G	Att	Gain	Loss	Net	Avg	TD	Lng	Avg/G
12	114.61	191-333-13	57.4	2029	14	59	169.1	99	703	150	553	5.6	5	70	46.1

### #1 | GARRIS SCHWARTING | WR | GR. | 5-10 | 189 | BAMBERG, S.C. | BAMBERG EHRHARDT



#### 2019 Notes

- 10th in the Big South with 3.5 receptions per game
- Fifth in the Big South with 14.7 yards per reception
- Ninth in the Big South in receiving yards per game (52.3)
- Fifth in the Big South in total punt return yards (75)
- Six catches for a career-high 131 yards and a touchdown against Kennesaw State
- Five catches for 124 yards against Campbell

#### CAREER HIGHS

Receptions 7 at Gardner-Webb (2019)  
Receiving Yds 131 at Kennesaw State (2019)  
Receiving TD 1, Four Times  
Long Reception 72, Va. Lynchburg (2018)

#### 2019 RECEIVING STATS

GP	Rec	Yds	Avg	TD	Long	Avg/G
11	39	575	14.7	4	45	52.3

### #23 | KENDRICK BELL | RB | JR. | 5-8 | 194 | ROCKY MOUNT, N.C. | SOUTHERN NASH



#### 2019 Notes

- Fourth on the team in overall rushing with 252 rushing yards in the 2019 season
- Finished with 47 carries and averaged 5.4 yards per carry
- Took over as the workhorse back over the final two games of the season
- Picked up 20 carries for his first 100-yard collegiate rushing game - finishing with 123 yards against Presbyterian
- Added a career-high 22 carries for 123 yards against Campbell

#### CAREER HIGHS

Rushing Att 22 vs. Campbell (2019)  
Rushing Yards 123, Twice  
Long Rush 42 at Presbyterian (2019)  
Rushing TD 1, Four Times  
Receptions 2 vs. Campbell (2019)  
Receiving Yards 3 vs. Campbell (2019)  
Receiving TD 3 vs. Campbell (2019)

#### 2019 RUSHING STATS

GP	Att	Gain	Loss	Net	Avg	TD	Lng	Avg/G	Rec	Yds	Avg	TD	Long	Avg/G
12	47	259	7	252	5.4	0	42	21.0	2	3	1.5	0	4	0.2

#### 2019 RECEIVING STATS

GP	Att	Gain	Loss	Net	Avg	TD	Lng	Avg/G	Rec	Yds	Avg	TD	Long	Avg/G
12	47	259	7	252	5.4	0	42	21.0	2	3	1.5	0	4	0.2

### #26 | TERENCE WILSON | RB | SR. | 5-8 | 200 | LEESVILLE, VA. | BATESBURG-LEESVILLE



#### 2019 Notes

- Third on the team in overall rushing with 294 rushing yards in the 2019 season
- Finished with 73 carries and averaged 4.0 yards per carry
- Finished second on the team with three rushing touchdowns
- Season-high 17 carries for 48 yards and a touchdown against Gardner-Webb
- Made his season debut with seven carries for 69 yards and a touchdown against Furman

#### CAREER HIGHS

Rushes 19 vs. Gardner-Webb (2018)  
Rush Yds 137 vs. Gardner-Webb (2018)  
Rush TD 2, Twice  
Long Rush 68 at Hampton (2018)  
Rec. 6 vs. Monmouth (2019)  
Rec. Yds 36 vs. Monmouth (2019)  
Long Rec. 20 at South Carolina (2019)

#### 2019 RUSHING STATS

GP	Att	Gain	Loss	Net	Avg	TD	Lng	Avg/G	Rec	Yds	Avg	TD	Long	Avg/G
10	73	316	22	294	4.0	3	52	29.4	11	68	6.2	0	20	6.8

### #76 | JT MELTON | OL | R-JR. | 6-2 | 315 | CHESTERFIELD, S.C. | DILLON



#### 2019 Notes

- Lined up in 10 games in the 2019 season
- Helped the Bucs posted 361.8 yards of total offense per game
- Helped the Bucs post 22.2 points per game
- Bucs averaged 153.0 rushing yards per game in 2019
- Helped CSU average 4.3 yards per carry in 2019

## GAME 1 | AT KENNESAW STATE

### CSU OFFENSE IN THE BIG SOUTH TEAM

Scoring Offense .....	
Touchdowns Scored .....	
Total Offense .....	
Rushing Offense .....	
Passing Efficiency .....	
Passing Offense .....	
First Downs .....	
3rd Down Conversions .....	
4th Down Conversions .....	
Time of Possession .....	
Red Zone Conversions .....	

### INDIVIDUAL PER GAME

Total Offense .....	
All-Purpose Yards/Game .....	
Scoring .....	
Rushing Yards/Game .....	
Rushing Touchdowns .....	
Passing Yards/Game .....	
Pass Efficiency .....	
Passing Touchdowns .....	
Receptions/Game .....	
Receiving Yards/Game .....	
Total Receiving Yards .....	
Receiving TDs .....	

### MAGIC NUMBERS RECORD UNDER DENSON

Score less than 24 points .....	0-6
Score 24 points or more .....	6-0
Score more than 30 .....	1-0
Score more than 40 .....	1-0
Score more than 50 .....	0-0

### OTHER OFFENSIVE PLAYERS TO WATCH

#### #11 Demetrius Jones, WR

- \* Finished fifth on the team with 214 receiving yards in the 2019 season
- \* Posted 13 catches on the year, averaging 16.46 yards per catch
- \* Averaged 21.40 yards per game in 2019
- \* Three catches for a career-high 117 yards against Hampton

#### #55 Preston Nichols, OL

- \* Lined up in all 12 games in the 2019 season
- \* Helped the Bucs posted 361.8 yards of total offense per game
- \* Helped the Bucs post 22.2 points per game

#### #66 Bailey Ottaway, OL

- \* Lined up in 10 games in the 2019 season
- \* Helped the Bucs posted 361.8 yards of total offense per game
- \* Helped the Bucs post 22.2 points per game
- \* Bucs averaged 153.0 rushing yards per game in 2019

#### #71 Daviyon McDaniel, OL

- \* Lined up in 11 games in the 2019 season
- \* Helped the Bucs posted 361.8 yards of total offense per game
- \* Helped the Bucs post 22.2 points per game

#### #22 Jamari Dunbar, RB

- \* Finished with 167 rushing yards in the 2019 season
- \* Recorded 49 carries and averaged 3.4 yards per carry
- \* Finished tied for third on the team with two touchdown carries
- \* Recorded a career-high 28 carries for 123 rushing yards against North Alabama

#### #4 Geoffrey Wall, WR

- \* Finished the season with 109 receiving yards in 2019
- \* Posted 13 catches and averaged 8.38 yards per catch
- \* Averaged 21.80 receiving yards per game

BUCCANEERS OF NOTE	
100-yard rushing games (Season)	
100-yard rushing games (Career)	
Terrence Wilson .....	3
Kendrick Bell.....	2
Jack Chambers.....	1
Jamari Dunbar .....	1
100-yard receiving games (Season)	
100-yard receiving games (Career)	
Garris Schwarting .....	2
Demetrius Jones.....	1
150-yard passing games (Season)	
150-yard passing games (Career)	
Jack Chambers.....	6
Multi-rushing touchdown games (Season)	
Multi-rushing touchdown games (Career)	
Terrence Wilson .....	2
Kendrick Bell.....	1
Multi-receiving touchdown games (Season)	
Multi-receiving touchdown games (Career)	
Multi-passing touchdown games (Season)	
Multi-passing touchdown games (Career)	
Jack Chambers.....	5

### Big South Offensive POTW

Week 1.....	Narii Gaither, RB, Gardner-Webb
Week 2.....	Narii Gaither, RB, Gardner-Webb

### Big South Offensive FOTW

Week 1.....	
-------------	--

## CSU OFFENSE STORYLINES

**Chambers back at the Reins**  
Charleston Southern redshirt junior quarterback Jack Chambers is back on the field for his second season in Coach Denson's "Air Raid with an Attitude" offense. The Lilburn, Ga. native posted career numbers last season as he eclipsed 150 passing yards on seven different occasions, including setting a personal-high with 296 yards on 20-of-45 passing at Kennesaw State. Chambers added four multi-touchdown games, including a four-touchdown performance in the season finale against Campbell. His efforts last season led to preseason acknowledgement as Chambers was named the runner-up for the conference's Offensive Preseason Player of the Year back in the fall. He posted the seventh-most individual passing yards by a CSU player in a single season (2,029) and sixth-most passing touchdowns (14), while adding a team-high 553 rushing yards on the year.

**#SchwartingTime**  
Bamberg, S.C. native Garris Schwarting returned for his senior year and brings back a key element to the Charleston Southern passing attack after setting new career-highs in receptions, receiving yards, and receiving touchdowns in 2019. The 5-10 athlete added a new wrinkle to his game as well after taking over as CSU's primary punt returner down the stretch, highlighted by a 54-yard return on the road at Kennesaw State. Lined up opposite of Kameron Brown last season, Schwarting and Chambers quickly built a strong rapport throughout the year as the duo combined for 39 completions for 575 yards and four touchdowns. Schwarting recorded at least two catches in 10 of the Bucs' 11 games in the 2019 season, including his first collegiate 100-yard effort last season at Fifth Third Bank Stadium, a six-catch, 131-yard effort. He posted a career-high seven catches against Gardner-Webb, while adding a second 100-yard effort in the season finale against Campbell. He returns to lead a unit that will look to again build off a strong year in the Bucs' pass-centric attack.

**Three-Headed Running Back Attack**  
CSU's rushing attack is in good hands heading into the 2021 spring season as the Buccaneers return four of their top five ball-carriers from the 2019 year, including quarterback Jack Chambers. When he turned to hand the ball off, he has a veteran group behind him with three players boasting 100-yard rushing efforts in their careers as Terrence Wilson, Kendrick Bell, and Jamari Dunbar have all made their mark on the turf. The three-headed monster are expected to be showcased over the spring season with Bell likely to take the ball first against the Owls. The 5-8 junior handled the majority of the carries down the stretch in the 2019 season as he posted back-to-back 123-yard rushing efforts against Presbyterian and Campbell to close out the year. Dunbar also added a 100-yard rushing effort on the season with a 28-carry, 123-yard game on the road against North Alabama. Wilson is two seasons removed from leading the Bucs in rushing in 2018 with 100-yard games against Hampton and Gardner-Webb. Regardless of who handles the ball on Saturday, the Bucs will be relying on them to move the chains after CSU averaged 4.3 yards per carry as a team in 2019.

**Replacing Kameron Brown**  
You cannot ignore the impact that former All-Conference wide receiver Kameron Brown made on the Charleston Southern passing attack. The CSU alum posted 42 catches for 545 yards and 10 touchdowns in 2019 to pace the Bucs in two of the three categories, and his connection with Chambers in the red zone led to three of CSU's receiving touchdowns in the series finale against Campbell. The Bucs will be looking to replace his impact with key contributors returning on the outside this season, including Demetrius Jones, Quinn Caballero, and Geoffrey Wall. Jones showed signs of breaking out last season as the Jacksonville, Fla. native utilized his 6-4 frame to post his first 100-yard receiving effort against Hampton. Caballero tied for the fourth-most catches on the season with 21 and has six multi-catch contests on the year. Wall is the veteran of the group and was on pace for a record-setting year with 13 catches over the first three games, before seeing his season come to an end following injury.

**The Offensive Line Shift**  
Gone are veteran All-Conference guards in Zack Evans and Stephen Haralambis, but Assistant Head Coach Aaron Coeling has to feel pretty confident in his group this season as he returns a trio of players that earned preseason recognition from various groups. Preston Nichols, Daviyon McDaniel, and JT Melton all return to headline the group that will lead the Bucs' battle in the trenches. All three Bucs are shifting positions this season as Nichols moves from right to left tackle, McDaniel from left tackle to left guard, and Melton from center to right guard. All three provide veteran experience with over 60 starts combined among the trio across the line. Jacob Tylski (center) and Bailey Ottaway (right tackle) are expected to draw the start on opening day with the trio, while freshmen Darius Meeks, Caleb Eichelberger, and Lee Mathews could also see time on the field early this season.

OFFENSIVE PLAYERS CAREER HIGHS IN A GAME	
<b>#4 GEOFFREY WALL - WR</b> Rec. 7 at Furman (2019) Rec. Yds 80 at Furman (2019) Rec. TD N/A Long Rec. 41, Point (2017) Rushes 3, Twice Rush Yds 23, at Liberty (2016) Long Rush 23, at Liberty (2016)	<b>#22 JAMARI DUNBAR - RB</b> Rushes 28 at North Alabama (2019) Rush Yds 123 at North Alabama (2019) Long Rush 25 at North Alabama (2019) Rec. 2 at Furman (2019) Rec. Yds 20 at Furman (2019) Long Rec. 15 at Furman (2019)
<b>#5 ROSS MALMGREN - QB</b> Comp. 11 at South Carolina (2019) Attempts 26 at The Citadel (2019) Pass Yds 112 at The Citadel (2019) Long Pass 35 at The Citadel (2019) Pass TD 1, Twice Rushes 1 at South Carolina (2019) Rush Yds 1 at South Carolina (2019) Long Rush 1 at South Carolina (2019)	<b>#26 TERENCE WILSON - RB</b> Rushes 19 vs. Gardner-Webb (2018) Rush Yds 137 vs. Gardner-Webb (2018) Rush TD 2, Twice Long Rush 68 at Hampton (2018) Rec. 6 vs. Monmouth (2019) Rec. Yds 36 vs. Monmouth (2019) Long Rec. 20 at South Carolina (2019)
<b>#7 JONATHAN EARL - RB</b> Rushes 5, Twice Rush Yds 19 at Furman (2019) Long Rush 8 at Furman (2019)	<b>#86 GARRIS SCHWARTING - WR</b> Rec. 7 at Gardner-Webb (2019) Rec. Yds 131 at Kennesaw State (2019) Rec. TD 1, Four Times Long Rec. 72, Virginia Lynchburg (2018)
<b>#8 JACK CHAMBERS - QB</b> Comp. 25 at Gardner-Webb (2019) Attempts 45 at Kennesaw State (2019) Pass Yds 296 at Kennesaw State (2019) Pass TD 2, Four Times Long Pass 72, Virginia Lynchburg (2018) Rushes 17, Virginia Lynchburg (2018) Rush Yds 112, Virginia Lynchburg (2018) Rush TD 1, Six Times Long Rush 70 at Gardner-Webb (2019)	<b>#88 ISAAC ROSS - WR</b> Rec. 7, Twice Rec. Yds 71 at Savannah State (2019) Rec. TD Long Rec. 42 at Gardner-Webb (2019)



# NOISE

## ALL-CONFERENCE SACK MASTER

Postseason All-American accolades, and preseason national recognition came Shaundre Mims' way as the junior defensive tackle enters the 2021 spring season after arguably the best individual defensive performance in CSU program history. The Vanceboro, N.C. native set a new CSU single season sack record last season after taking the Big South by storm.

Mims' breakout performance came in a 3.0 sack game against Monmouth at Buccaneer Field as he helped keep the Hawks' offense in check throughout the game. Over the ensuing four weeks, he added six more sacks and 7.0 tackles for loss on his way to finishing with a CSU record 10.0 sacks in the 2019 season.

Mims was recently recognized by HERO Sports as the top returning defensive lineman in the Big South.

## THE MIMS FILE

SET A NEW CSU SINGLE SEASON RECORD WITH

# 10.0

SACKS  
IN 2019

POSTED TWO GAMES WITH AT LEAST

# 3.0

SACKS IN  
A SINGLE  
GAME

ONE OF FOUR BUCS TO POST DOUBLE-DIGIT TFLS IN 2019

# 12.0

TACKLES FOR  
LOSS

### POWERHOUSE

Over the past two years Charleston Southern's defensive line has seen the departure of three All-Americans, including a two-time Defensive Player of the Year. In 2019, it didn't matter. Not only did the Buccaneers' defensive line set a new Big South single season mark in team sacks, but CSU had multiple defensive linemen sit among the top-five in multiple individual categories including sacks, tackles for loss, and tackles per position. In the conference-only statistical rankings, the Bucs boasted four of the top six players in sacks, as well as the top four players in the tackles for loss category.

Three of those players return as Nick Salley, Anton Williams, and Shaundre Mims are all expected to reprise their roles on one of the most accomplished units in FCS heading into the 2020 season.

### THEY CAN'T BE BLOCKED

Salley earned AP All-American honors in 2019 after leading the Bucs with 17.5 tackles for loss to go with 6.0 sacks and 3 forced fumbles. He also paced all defensive linemen in the Big South with 6.0 tackles per game. Williams didn't make his season debut until the third week of 2019, but the Marianna, Fla. native posted one of the top seasons in program history with tackles

for loss in eight of the 10 games, while adding sacks in six different contests. Mims has earned the preseason accolades heading into the 2020 season as the junior defensive tackle set a new CSU single season record with 10.0 sacks - 9.0 coming in Big South competition - on his way to earning preseason All-American recognition from HERO Sports.

The Bucs graduated Eishuan Funnaye from the middle of the line, but the trenches remain deep for the Bucs as CSU welcomes the return of Stefan Williams, John Chiaramonte, and Ja'Courtney Snipes to Coach Jason Brooks' group. CSU also focused on the defensive line in the offseason with signees Tylon Chambers, DaQuan Robinson, and Mikah Riley targeted in the BucVi2iOn20 signing class, while four additional players were added during the offseason and will battle for playing time.

### PATROLLING THE MIDDLE

The Buccaneers return veteran leaders in the linebacker corps in the 2020 season, but will need to replace the production lost to the departure of J.D. Sosebee as CSU will look to control the middle of the field on the defensive side of the ball. The Bucs return a quartet of linebackers with starting experience in Edward King, Justin McIntire, Kyle Syvarth, and Garrett Sayegh, as well as several

### TOP 10 TEAM SACK GAMES UNDER DENSON

7.0	Nov. 9 vs. Hampton, 2019
7.0	Nov. 16 at Presbyterian, 2019
6.0	Nov. 2 at Gardner-Webb, 2019
4.0	Sept. 14 vs. N.C. A&T, 2019
4.0	Oct. 26 vs. Monmouth, 2019
3.0	Oct. 5 vs. Savannah State, 2019
3.0	Nov. 23 vs. Campbell, 2019
1.0	Aug. 31 at Furman, 2019
1.0	Sept. 21 at The Citadel, 2019
1.0	Oct. 19 at North Alabama, 2019

### TOP 10 INDIVIDUAL SACK PERFORMANCES UNDER DENSON

3.0	Shaundre Mims vs. MU, Oct. 26, 2019
3.0	Shaundre Mims vs. Hampton, Nov. 9, 2019
2.0	Anton Williams at PC, Nov. 16, 2019
2.0	Shaundre Mims at PC, Nov. 16, 2019
2.0	Anton Williams at GWU, Nov. 2, 2019
2.0	Eishuan Funnaye at GWU, Nov. 2, 2019
2.0	Nick Salley at GWU, Nov. 2, 2019
1.0	Eighteen players with 1.0

### TOP 10 TEAM TFL GAMES UNDER DENSON

15.0	Nov. 9 vs. Hampton, 2019
13.0	Oct. 5 vs. Savannah State, 2019
11.0	Nov. 16 at Presbyterian, 2019
10.0	Sept. 14 vs. N.C. A&T, 2019
9.0	Nov. 2 at Gardner-Webb, 2019
9.0	Nov. 23 vs. Campbell, 2019
8.0	Oct. 26 vs. Monmouth, 2019
7.0	Oct. 12 at Kennesaw State, 2019
6.0	Sept. 21 at The Citadel, 2019
4.0	Oct. 19 at North Alabama, 2019

### TOP 10 INDIVIDUAL TFL PERFORMANCES UNDER DENSON

4.5	Anton Williams vs. Hampton, Nov. 9, 2019
3.0	Nick Salley at Furman, Aug. 31, 2019
3.0	Garrett Sayegh vs. SSU, Oct. 5, 2019
3.0	Eishuan Funnaye at KSU, Oct. 12, 2019
3.0	Shaundre Mims vs. MU, Oct. 26, 2019
3.0	Nick Salley at Gardner-Webb, Nov. 2, 2019
3.0	Shaundre Mims vs. Hampton, Nov. 9, 2019
2.5	Six players with 2.5 tackles for loss





# HIT BALL

## PASS DEFENSE WITH A SWAGGER

Now a sophomore, safety Cody Cline brought back the swagger to the Bucs' defensive back unit in the 2019 season. Two years removed from the vaunted "F4" unit that led the Big South and sat among the nation's best pass defense units in the country, Cline teamed up with former senior Evan Cruz to help the Bucs once again sit among the nation's elite.

Cline returns now as the veteran of the group after starting every game in the 2019 season in their first year under the tutelage of defensive backs coach Greg Moss. Hombre Kennedy and Jarrod Stanley also return to help guide a unit that will once again be young and hungry as they face the passing attacks from Monmouth, Robert Morris, and Gardner-Webb this season.

Cline earned preseason All-American honors and the reigning Big South Defensive Freshman of the Year will look to expand his portfolio this season.

## THE CLINE FILE

TIED FOR THE TEAM LEAD  
AMONG RETURNERS WITH

**73**  
TOTAL  
TACKLES

BUCS RETURNING LEADER IN  
PASS BREAKUPS WITH

**5**  
IN THE 2019  
SEASON

POSTED TWO GAMES IN HIS  
FRESHMAN SEASON WITH

**10+**  
TACKLES IN A  
SINGLE  
GAME

key contributors who also saw time on the field on defense and on special teams.

King returns as the leading tackler for the linebacker corps and has seen the most starting time in the defensive unit over the last few seasons. McIntire lined up on the outside opposite of Sosebee for a majority of the 2019 campaign. The Lexington, Ky. native was a Big South All-Academic selection and paced the Bucs with five turnovers on the year after recording two interceptions and three fumble recoveries on the season. Syvarth is the leading tackler among the returning linebackers after seeing time all over the field. The rising senior posted 51 tackles and 5.0 tackles for loss on the year and has the knowledge and ability to line up in multiple positions for the Bucs. Sayegh has seen a majority of his playing career at the middle linebacker position and finished with 47 tackles and 6.0 tackles for loss in 2019.

### FCS PASS DEFENSE REIGNS

The Bucs secondary faces a number of questions heading into the 2020 season following the departure of All-Conference cornerback Evan Cruz and clutch safety Darrin Smalls. However, the return of All-American safety Cody Cline bolsters a unit that should be tested early and often as the Bucs look to retain their status as one of the top

pass defenses in FCS.

Cline headlines the group after a season that saw the Concord, N.C. athlete earn Big South Defensive Freshman of the Year honors and be recognized on two separate freshman All-American squads in 2019. He tied for 13th overall in the Big South and fourth among all defensive backs in tackles per game, while adding 2.0 tackles for loss, an interception, and five pass breakups.

A number of Buccaneers saw starting and playing opportunities in the 2019 season with redshirt senior Jarrod Stanley, junior Hombre Kennedy, and sophomore Tavian Montgomery all earning starting roles at one point or another under Coach Greg Moss.

Stanley made his mark against North Alabama with his first collegiate interception, while Kennedy recorded a career-high seven tackles in his season debut against Furman. Montgomery earned Conference Freshman of the Week recognition following his performance against Presbyterian and split starts down the stretch opposite Cruz. Richard Lawson was one of CSU's few signees in the defensive backfield, but the No. 91-ranked prospect out of Miami, Fla. brings a strong pedigree by way of Carol City Senior High School.

## GAME 1 | AT KENNESAW STATE

### TOP 5 OFFENSIVE PERFORMANCES UNDER DENSON

#### Total Offense

486 yards.....vs. Campbell, Nov. 23, 2019  
429 yards.....at North Alabama, Oct. 19, 2019  
415 yards.....vs. Savannah State, Oct. 5, 2019  
380 yards.....at The Citadel, Sept. 21, 2019  
380 yards.....at Kennesaw State, Oct. 12, 2019

#### Rushing Yards

271 yards.....at North Alabama, Oct. 19, 2019  
269 yards.....vs. Campbell, Nov. 23, 2019  
213 yards.....at Presbyterian, Nov. 16, 2019  
185 yards.....at Furman, Aug. 31, 2019  
184 yards.....vs. Savannah State, Oct. 5, 2019

#### Passing Yards

296 yards.....at Kennesaw State, Oct. 12, 2019  
233 yards.....vs. N.C. A&T, Sept. 14, 2019  
231 yards.....vs. Savannah State, Oct. 5, 2019  
231 yards.....vs. Monmouth, Oct. 26, 2019  
231 yards.....vs. Hampton, Nov. 9, 2019

#### Points

41.....vs. Campbell, Nov. 23, 2019  
30.....at Gardner-Webb, Nov. 2, 2019  
27.....vs. Hampton, Nov. 9, 2019  
27.....at Presbyterian, Nov. 16, 2019  
25.....at North Alabama, Oct. 19, 2019

### TOP 5 DEFENSIVE PERFORMANCES UNDER DENSON

#### Total Defense

240 yards.....vs. Savannah State, Oct. 5, 2019  
265 yards.....at North Alabama, Oct. 19, 2019  
278 yards.....at The Citadel, Sept. 21, 2019  
292 yards.....at Presbyterian, Nov. 16, 2019  
368 yards.....vs. Hampton, Nov. 9, 2019

#### Rushing Yards

37 yards.....at Presbyterian, Nov. 16, 2019  
55 yards.....at Gardner-Webb, Nov. 2, 2019  
59 yards.....at North Alabama, Oct. 19, 2019  
70 yards.....vs. Hampton, Nov. 9, 2019  
197 yards.....at The Citadel, Sept. 21, 2019

#### Passing Yards

40 yards.....vs. Savannah State, Oct. 5, 2019  
81 yards.....at The Citadel, Sept. 21, 2019  
106 yards.....at Kennesaw State, Oct. 12, 2019  
140 yards.....at Furman, Aug. 31, 2019  
156 yards.....vs. Campbell, Nov. 23, 2019

#### Points

7.....at Presbyterian, Nov. 16, 2019  
19.....vs. Savannah State, Oct. 5, 2019  
20.....at North Alabama, Oct. 19, 2019  
20.....vs. Hampton, Nov. 9, 2019  
22.....at The Citadel, Sept. 21, 2019

# 2021 CHARLESTON SOUTHERN SPRING FOOTBALL

## CSU DEFENSE BY THE NUMBERS

7

Charleston Southern's defensive unit returns seven starters from the 2019 season, including three members of the starting defensive line and all three linebackers.

14

CSU combined to record 14 inceptions as a unit in the 2019 season with Justin McIntire returning as the team leader with two picks from the Bucs' last time on the field.

11

CSU's defensive prowess was showcased on loose balls throughout the 2019 season. The Bucs finished with 11 fumble recoveries on the season with McIntire (3), Ethan Ray (2) and Anton Williams (2) all recovering the ball on the year.

13

CSU finished the 2019 season 13th in FCS in forcing 25 turnovers on the year.

35

Charleston Southern set a new Big South record with a team-record 35.0 sacks in the 2019 season. Three players combined to post at least 6.0 sacks on the season paced by Shaundre Mims' 10.

95

The Bucs were consistently in the backfield in the 2019 season as CSU posted a school-record 95.0 tackles for loss last season. Four different players reached double-digits in the category paced by Nick Salley's 17.5.

### #90 | SHAUNDRE MIMS | DL | R-JR. | 6-0 | 276 | VANCEBORO, N.C. | WEST CRAVEN



- First Team All-Big South selection on the defensive line
- HERO Sports Sophomore First Team All-American on the defensive line
- Big South sack leader with 10.0 on the season
- Seventh in the Big South with 12.0 tackles for loss
- 11th in FCS in sacks per game (0.83)
- Three tackles, three tackles for loss and three sacks against Monmouth
- Three tackles, three tackles for loss, and three sacks against Hampton

#### CAREER HIGHS

Tackles	6, Twice
Solo	5 at Monmouth (2018)
Assisted	2 vs. Presbyterian (2018)
TFL	3.0, Twice
Sacks	3.0, Twice

#### 2019 DEFENSIVE STATS

GP	ST	AT	TT	TFL	Sacks	Int	PBU	QBH	FR	FF	Blk	Saf
12	17	10	27	12.0-63	10.0-60	.	.	2	.	.	.	.

### #33 | NICK SALLEY | DL | GR. | 5-10 | 225 | WALTERBORO, S.C. | COLLETON



- Associated Press Third Team All-American defensive lineman selection
- First Team All-Big South selection at defensive line
- Tied for 13th overall in the Big South and first among defensive linemen in tackles per game (6.1)
- Tied for fourth in the Big South and 68th in FCS in sacks (6.0)
- Led the Big South in tackles for loss (17.5)
- Tied for 20th in FCS in tackles for loss per game (1.5)

#### CAREER HIGHS

Tackles	15 at Kennesaw State (2019)
Solo	12 at Kennesaw State (2019)
Assisted	5 at The Citadel (2018)
TFL	3.0, Twice
Sacks	2.0 at Gardner-Webb (2019)
FF	2 at Gardner-Webb (2019)
FR	1, Presbyterian (2018)

#### 2019 DEFENSIVE STATS

GP	ST	AT	TT	TFL	Sacks	Int	PBU	QBH	FR	FF	Blk	Saf
12	49	24	73	17.5-74	6.0-47	.	1	3	.	3	.	.

### #31 | ANTON WILLIAMS | DL | SR. | 6-3 | 250 | MARIANNA, FLA. | MARIANNA



- First Team All-Big South selection at defensive line
- 20th in Big South in tackles per game (5.4)
- Third in the Big South and 15th in FCS in sacks (8.0)
- Second in the Big South in tackles for loss (17.0)
- Sixth in FCS in tackles for loss per game (1.7)
- Fourth in the Big South and 39th in FCS in fumbles recovered (2)
- Posted at least 2.0 tackles for loss in each of his first three games

#### CAREER HIGHS

Tackles	12 at The Citadel (2019)
Solo	6, Twice
Assisted	6 at The Citadel (2019)
TFL	4.5 vs. Hampton (2019)
Sacks	2.0, Twice
FF	1 at Presbyterian (2019)
FR	1, Twice
INT	1 at Gardner-Webb (2019)

#### 2019 DEFENSIVE STATS

GP	ST	AT	TT	TFL	Sacks	Int	PBU	QBH	FR	FF	Blk	Saf
10	32	22	54	17.0-49	8.0-28	1-5	1	2	2-0	1	.	.

### #5 | CODY CLINE | DB | SO. | 6-1 | 208 | CONCORD, N.C. | COX MILL



- 2019 Big South Football Defensive Freshman of the Year
- HERO Sports Freshman All-American First Team selection
- Phil Steele Third Team Freshman All-American selection
- First Team All-Big South selection at defensive back
- Tied for 13th overall in the Big South and fourth among defensive backs in tackles per game (6.1)
- Tied for second on the Bucs with 73 total tackles (48 solo, 25 assisted)

#### CAREER HIGHS

Tackles	11 at Gardner-Webb (2019)
Solo	7 (Three Times)
Assisted	4 at Gardner-Webb (2019)
INT	1 at Gardner-Webb (2019)

#### 2019 DEFENSIVE STATS

GP	ST	AT	TT	TFL	Sacks	Int	PBU	QBH	FR	FF	Blk	Saf
12	48	25	73	2.0-7	.	1-1	5	.	.	.	.	.

### #3 | JUSTIN MCINTIRE | LB | SR. | 6-0 | 215 | LEXINGTON, KY. | EAST JESSAMINE (EAST LA COLL.)



- 2019 Big South Football All-Academic Team selection
- 47th in the Big South in tackles per game (3.8)
- Second in the Big South in fumbles recovered (3)
- Posted 46 tackles over the 2019 season (25 solo, 21 assisted)
- Recorded 4.5 tackles for loss and 2.0 sacks
- Posted two interceptions, three fumble recoveries, and a quarterback hurry
- Eight tackles, two tackles for loss and a sack against North Alabama

#### CAREER HIGHS

Tackles	8, Twice
Solo	5 at South Carolina (2019)
Assisted	6, Twice
TFL	2.0 at North Alabama (2019)
Sack	1.0 at North Alabama (2019)
INT	1, Three Times

#### 2019 DEFENSIVE STATS

GP	ST	AT	TT	TFL	Sacks	Int	PBU	QBH	FR	FF	Blk	Saf
12	25	21	46	4.5-26	2.0-22	2-0	.	1	3-0	.	.	.

## GAME 1 | AT KENNESAW STATE

### CSU DEFENSE IN THE BIG SOUTH

#### TEAM PER GAME

Scoring Defense .....	
Total Defense.....	
Rushing Defense .....	
Passing Defense.....	
First Downs Allowed.....	
3rd Down Conversions.....	
4th Down Conversions.....	
Sacks.....	
Red Zone Conversions .....	

#### INDIVIDUAL

Interceptions.....	
Interception Return Yards.....	
Tackles.....	
Sacks.....	
Tackles for Loss.....	
Fumbles Forced.....	
Fumbles Recovered.....	
Passes Defended.....	

### MAGIC NUMBERS RECORD UNDER DENSON

Allows 24 points or less.....	3-1
Allows more than 24 points.....	3-5

### OTHER DEFENSIVE PLAYERS TO WATCH

#### #45 JA'COURTNEY SNIPES, DL

- \* Recorded one assisted tackle against Furman
- \* Two-time All-Region selection at Lithonia High School
- \* Second Team All-County selection as a senior
- \* All-State Honorable Mention - Class 5A as a senior

#### #38 KYLE SYVARTH, LB

- \* 39th in the Big South and 16th among linebackers with 4.2 tackles per game
- \* Sixth among the Bucs with 51 total tackles (29 solo, 22 assisted)
- \* Posted 5.0 tackles for loss on the season
- \* Added one fumble recovery, one forced fumble, and a quarterback hurry

#### #2 HOMBRE KENNEDY, SS

- \* Posted 12 total tackles (seven solo, five assisted)
- \* Seven tackles in his season debut against Furman
- \* Four tackles against South Carolina

#### #12 JARROD STANLEY, DB

- \* Posted 18 tackles (15 solo, three assisted)
- \* Recorded one interception and five pass breakups
- \* Four tackles in season debut against Furman

#### #40 GARRETT SAYEGH, LB

- \* Finished 44th in the Big South and 17th among linebackers with 3.9 tackles per game
- \* Posted 47 total tackles (34 solo, 13 assisted) in the 2019 season
- \* Recorded 6.0 tackles for loss and one sack
- \* Added one forced fumble

#### #34 MATTHEW WILLIAMS, DB

- \* Was named the Region 5-AAAA Offensive Player of the Year
- \* First Team All-State selection
- \* Fayette County Offensive Player of the Year selection

2021 CHARLESTON SOUTHERN SPRING FOOTBALL

GAME 1 | AT KENNESAW STATE

CSU DEFENSE STORYLINES

ALL-AMERICAN UP THE MIDDLE

It's no surprise Charleston Southern's defensive line was getting a lot of attention during the 2019 postseason and the preseason leading up to this year. Most of the accolades went toward the reigning Big South sack champion in Vanceboro, N.C. native Shaundre Mims. The 6-0 defensive tackle is coming off a career-year where he finished among the conference and national leaders in sacks and tackles for loss. Mims earned HERO Sports Sophomore First Team All-American recognition following the conclusion of the 2019 season. Since then, his stature has risen as he added College Football America Yearbook FCS Preseason Starting Lineup honors and HERO Sports All-American recognition in the preseason. Mims' 10 sacks included a pair of 3.0 sack games in conference play as he set a new CSU single season record in quarterback takedowns on the year.

THEY CAN'T STOP THIS EDGE RUSH

After learning from two of the best in CSU greets Anthony Ellis and Solomon Brown, redshirt senior Nick Salley took on the reins of the Bucs' defensive edge rush and made an immediate impact in the 2019 season. The Walterboro, S.C. native led the Big South Conference with 17.5 tackles for loss and finished first among Big South defensive linemen with 6.1 tackles per game on his way to earning Associated Press Third Team All-American honors. Salley shined in his 2019 debut with nine tackles, 3.0 tackles for a loss, and a sack in the season opener against Furman. He was high unblockable last season in the contest against Kennesaw State with a career-high 15 tackles and 2.5 tackles for loss against the Owls. Additionally, Salley paced the Big South with three forced fumbles on the season and he will team up with Anton Williams to bottle up opposing quarterbacks within the pocket this season.

QB, MEET ANTON WILLIAMS

After missing the first two games of the 2019 season, the Marianna, Fla. native wasted little time in adding an additional edge to the Charleston Southern defensive pass rush. He put together 25 tackles with 6.5 tackles for loss over his first three games of the 2019 season, including a 12-tackle, 2.0 TFL contest against The Citadel to open season. After a three-game stretch where he was held out of the backfield, Williams rallied back with a vengeance late in the year. He started with a 2.0 sack game against Gardner-Webb that included his first collegiate interception to start a four-game dominant stretch to close out the 2019 season. Over the final four games of the season, Williams posted six sacks, 10.0 tackles for loss, an interception, a forced fumble, and a fumble recovery, along with two more quarterback hurries. Surprisingly not as heralded as his fellow defensive lineman, Williams brings a wealth of talent and experience to the field and will look to build off a strong campaign against the Big South Conference offenses this spring.

TURNOVER MACHINE

Any time Justin McIntire stepped onto the field in the 2019 season, you expected him to get his hands on the football. The senior linebacker led the Big South Conference with five turnovers on the season as he recorded a pair of interceptions and three fumble recoveries over the course of the season to sit among the conference leaders in both categories. A former walk-on that stood out on special teams at CSU, McIntire took advantage of the starting opportunity last season to finish with 46 tackles and 4.5 tackles for loss, as well as a pair of sacks. He was recognized as one of the Bucs' 2020-21 captains for the year and will help guide another veteran unit under Defensive Coordinator and Linebackers Coach Zane Vance for the season. McIntire posted a pair of eight tackle games on the year, while closing out the season with two interceptions and two fumble recoveries over the final three games of the year.

JUST GO WITH THE FLOW

In addition to boasting the best hair in the Big South Conference, Cody Cline is a standout on the Charleston Southern defensive backfield. The reigning Big South Conference Defensive Freshman of the Year paced the conference's freshmen with 73 total tackles on the season, while adding five pass breakups and his first collegiate interception against Gardner-Webb. Cline broke out early in his true freshman campaign with seven tackles and a pass breakup in the season opener against Furman. He added nine tackles and 1.5 tackles for loss against North Carolina A&T, before posting a pair of double-digit tackle contests against Monmouth and Gardner-Webb. Cline added HERO Sports Freshman All-American honors to his postseason accolades, while he added SC Hall of Fame Preseason Recognition this season. Cline was also named the top returning defensive back in the Big South by HERO Sports and will look to continue his ball-hawking ways this season as he guides a mostly new group on the field this season under coaches Greg Moss and Tavarius Jackson.

WHAT ELSE CAN YOU SAYEGH?

Linebackers Garrett Sayegh takes over the middle of the field for Charleston Southern this season as the junior linebacker continues to showcase his grasp of Defensive Coordinator Zane Vance's defensive system. Sayegh paced the Bucs in sacks in the 2018 season, before seeing more time in the middle of the Bucs' lineup in the 2019 season. Sayegh's intricate knowledge of the Bucs' defensive scheme will play a big part in the Bucs' success this season as he helps lead a veteran linebacking corps that features a pair of seniors in McIntire and Kyle Syvarth, as well as do-everything backer Edward King. The four are all expected to see time on the field in multiple ways this season as the Bucs will look to once again be among the FCS' elite defensive units this season.

Big South Defensive POTW

Week 1.....Janathian Turner, DT, Gardner-Webb

Week 2 .....Honus Wagner, LB, Gardner-Webb

Big South Defensive FOTW

Week 1.....Ty French, DE, Gardner-Webb

Week 2 .....Ty French, DE, Gardner-Webb

DEFENSIVE PLAYERS CAREER HIGHS IN A GAME		
#2 HOMBRE KENNEDY - DB	Tackles	7 at Furman (2019)
	Solo	4 at Furman (2019)
	Assisted	3 at Furman (2019)
#10 EDWARD KING - LB	Tackles	12 at The Citadel (2019)
	Solo	8 at Monmouth (2018)
	Assisted	5, Twice
	TFL	1.0 vs. Hampton (2019)
#38 KYLE SYVARTH - LB	Tackles	11, Kennesaw State (2018)
	Solo	6 at Monmouth (2018)
	Assisted	7, Kennesaw State (2018)
	TFL	1.0, Twice
#40 GARRETT SAYEGH - LB	Pass Breakup	1 at Monmouth (2018)



# SPECIAL

## KICKER/SNAPPER

### WATCH LISTS AROUND

Charleston Southern returns two of their three First Team All-Conference selections to the roster in the 2021 spring season as the Bucs return All-American long snapper Ethan Ray and All-American kicker Alex Usry to the field this year.

Ray broke into the spotlight last season after earning National Player of the Week honors following his two fumble recovery game. He has been the Bucs' primary snapper over the last three seasons and was named one of CSU's captains for 2021.

Usry rewrote the CSU record book in 2019 with program records in field goals, 50+ field goals made, and field goals made in a single game. He connected on a CSU record 52-yard field goal, the 10th-longest field goal in Big South history against North Alabama and was named the conference's Player of the Week on four separate occasions.

## THE SPECIALISTS FILE

SET THE NEW CSU SINGLE  
SEASON RECORD WITH

# 82

POINTS IN  
2019

EARNED NATIONAL PLAYER OF  
THE WEEK HONORS AFTER

# 2

FUMBLE  
RECOVERIES

CSU CAREER RECORD HOLDER  
WITH A

# 76.0

CAREER FIELD  
GOAL AVG

### All-American Long Snapper

It's not often that a college football program can boast an All-American long snapper. It's even less often when the same program can boast two in the span of five years. Charleston Southern can make that claim after Boiling Springs, S.C. native Ethan Ray received the award from two different organizations heading into the season. Ray received STATS FCS Perform All-American and Phil Steele All-American honors in the preseason and headlines a specialist unit that includes the reigning Big South Conference Special Teams Player of the Year in Alex Usry. Ray is coming off a standout campaign that included earning National Player of the Week recognition against Gardner-Webb. Ray recovered two fumbles in the game against the Runnin' Bulldogs to highlight a season that featured a perfect snapping record. He also was influential in both the punting and kicking games as CSU set records in both punt average, most field goals, and the longest field goal in program history, while also leading the team in downed punts and punt coverage.

### Frederick Holder of the Year Prospect

Since the award's inception in 2018, Charleston Southern has already boasted one winner of the FCS Frederick Holder of the Year award in CSU alum and former punter Kyle Reighard. This

year, senior Miller Braddock will look to become the second Buccaneer to claim the title as he takes over for Reighard in both responsibilities this season. The Hartsville, S.C. native has not lined up for a punt in his collegiate career, but he did convert his lone field goal attempt of his collegiate career, a 41-yard attempt, last season against South Carolina. Braddock looks to continue a strong tradition established by Reighard as the three-time All-Conference punter set the Big South record for most 50-yard punts in a single season and collegiate career.

### Return Specialists

Field position is the name of the game and the Bucs will be looking to the trio of Garris Schwarting, Matthew Williams, and Isaac Ross to get things moving for CSU heading into the 2021 spring season. Schwarting took over primary punt return duties in the 2019 season and finished third in the Big South with 12.5 yards per return, while Williams and Ross will take first crack at kickoff return this spring. Williams was a multi-positional athlete at Sandy Creek High School in Tyrone, Ga. where he posted 4,093 total yards of offense and was named the Region 5-AAAA Offensive Player of the Year. Ross finished third on the team last season with 242 receiving yards and added 51 yards on kickoff return in 2019.

### USRY 50-YARD FIELD GOALS

Charleston Southern boasted one of the most valuable weapons in the nation in the 2019 season in the right leg of placekicker Alex Usry as the Sophomore All-American and Big South Special Teams Player of the Year returns to the roster this spring. Usry led all Big South placekickers in scoring average and sat third overall in the conference with 8.2 points per game. He posted the third-most field goals in Big South history with 19, while connecting on three 50-plus yard field goal attempts.

Usry made his debut in week with two field goals, including a 48-yard conversion against The Citadel. From there, he averaged multiple field goal attempts the remaining 10 weeks of the season, including a season-high four conversions against North Alabama. Usry connected on his first 50-yard field goal of the season on October 12 against Kennesaw State. He followed up the following week with a CSU-record 52-yard conversion on the road against North Alabama to continue a stretch of 11 consecutive field goals made. He later added a 51-yard conversion on the road against Presbyterian, and closed out the season connecting from both 33 and 34 yards in CSU's win over Campbell.

### CSU ALL-TIME 50+ YARD FIELD GOALS

52 yards ..... Alex Usry at North Ala. (2019)  
51 yards ..... John Paglia vs. Stony Brook (2009)  
51 yards ..... Alex Usry at PC (2019)  
50 yards ..... Tyler Tekac vs. G-W (2018)  
50 yards ..... Alex Usry at KSU (2019)



# 2021 CHARLESTON SOUTHERN SPRING FOOTBALL

## CSU SPECIAL TEAMS BY THE NUMBERS

19

New CSU single season field goal mark set by rising redshirt junior kicker Alex Usry in the 2019 season.

50

Usry eclipsed the 50-yard field goal mark on three different occasions in the 2019 season, including a 50-yard attempt last season at Kennesaw State.

52

New CSU record for longest field goal made in program history was set by Usry last season as he connected on a program-record 52-yard attempt at North Alabama in October 2019.

82

New single season points record set in the 2019 season by Usry as the redshirt junior eclipsed the previous mark of 78 set by Mike Holloway back in the 2015 season


2

Fumbles recovered by CSU long snapper Ethan Ray as the redshirt senior earned STATS FCS Special Teams Player of the Week recognition following the Bucs' win over Gardner-Webb in 2019

3

Three First Team All-Conference players on the Bucs' special teams unit in the 2019 season as Usry, Ray, and former punter Kyle Reighard were recognition following last season.

### #97 | MILLER BRADDOCK | P/HO | SR. | 6-1 | 198 | HARTSVILLE, S.C. | HARTSVILLE



- Converted his lone field goal attempt, a 41-yarder, against South Carolina
- Added a 100.0% conversion on his PATs this year
- Handled primary kickoff duties against North Alabama

#### CAREER HIGHS

Punts 12, at Mississippi St. (2017)  
Punt Average 46.8 at Savannah State (2018)  
Long Punt 72 vs. Savannah State (2019)  
Punts Inside 20 3, Six Times  
Punts 50+ 4 at Furman (2019)

#### 2019 PUNTING STATS

NO.	YDS	AVG	LG	TB	FC	I20	50+	BLK
-----	-----	-----	----	----	----	-----	-----	-----

### #0 | ETHAN RAY | LS | R-SR. | 6-0 | 205 | BOILING SPRINGS, S.C. | BOILING SPRINGS



- 2019 Phil Steele Third Team All-American long snapper
- 2019 Phil Steele First Team All-Big South long snapper
- 2019 Big South First Team selection at long snapper
- FCS STATS National Special Teams Player of the Week against Gardner-Webb
- Perfect on his snaps in 2019
- Led the Bucs in punts downed
- Key part in a unit that featured a First Team All-Conference punter and placekicker

#### CAREER HIGHS

### #16 | ALEX USRY | K | R-JR. | 5-10 | 185 | MCDONOUGH, GA. | ELCA



- 2019 Big South Special Teams Player of the Year
- 2019 HERO Sports Sophomore First Team All-American
- 2019 Phil Steele Big South Special Teams Player of the Year
- Four-time Big South Special Teams Player of the Week
- 19th in FCS in total scoring per game (8.2)
- Second in FCS in field goals per game (1.90)
- Set a CSU record with 19 field goals in the 2019 season

#### 2019 FIELD GOAL STATS

FG	PCT.	01-19	20-29	30-39	40-49	50-99	LG	BLK
----	------	-------	-------	-------	-------	-------	----	-----

### #98 | NATHANIEL TOOLE | K | JR. | 5-10 | 170 | BARNWELL, S.C. | BARNWELL



- Converted one of two extra point attempts against Furman
- Primary kickoff duties in CSU's first six games of the season
- Recorded touchbacks against both The Citadel and Savannah State

#### 2019 KICKOFF STATS

No.	Yds	Avg	TB	OB
-----	-----	-----	----	----

### #1 | GARRIS SCHWARTING | PR | GR. | 5-10 | 189 | BAMBERG, S.C. | BAMBERG EHRHARDT



- Fifth in the big South in total punt return yards (75)
- Third in the Big South in punt return average (12.5)

#### CAREER HIGHS

Kick Returns  
KR Yards  
KR Avg  
KR Long  
Punt Returns  
PR Yards  
PR Avg  
PR Long

#### 2019 PUNT RETURN STATS

No.	Yds	Avg	TD	Lng
-----	-----	-----	----	-----

#### 2019 KICK RETURN STATS

No.	Yds	Avg	TD	Lng
-----	-----	-----	----	-----

## GAME 1 | AT KENNESAW STATE

### CSU SPECIALISTS IN THE BIG SOUTH TEAM

Punt Returns.....  
Kick Returns.....  
Punting Average.....  
Net Punting.....  
Kickoff Coverage.....  
Opponent Punt Returns.....  
Field Goal Percentage.....  
Field Goals Made.....  
PAT Kicking.....

### INDIVIDUAL

Punting.....  
Field Goals Made.....  
Punt Return Average.....  
Kick Return Average.....  
Total Punt Return Yards.....  
Total Kick Return Yards.....  
Kick Return TD.....  
Punt Return TD.....

### Big South Special Teams POTW

Week 1..... Devron Harper, KR/PR, Gardner-Webb  
Week 2..... Jack Pawloski, P, Gardner-Webb

### Big South Special Teams FOTW

Week 1.....  
Week 2.....





# AUTRY DENSON

## HEAD FOOTBALL COACH

### SECOND SEASON AT CHARLESTON SOUTHERN SECOND SEASON AS HEAD COACH

Charleston Southern Athletic Director Jeff Barber named Autry Denson Jr. the new head football coach in January 2019.

Denson became the fifth CSU head football coach in program history. He comes to the Buccaneers after coaching stops at Notre Dame, South Florida, Miami (Ohio), and Bethune-Cookman.

Denson joined the Buccaneers after spending the last four seasons as the running backs coach at Notre Dame after taking on the role in 2015. His success in the role helped guide the Fighting Irish to the FBS College Football Playoffs and a berth at the Goodyear Cotton Bowl Classic.

The Fighting Irish combined for 2,695 rushing yards paced by senior running back Dexter Williams' team-high 995 rushing yards and 12 touchdowns. Overall, the rushing attack averaged 4.4 yards per carry.

2017 was another successful rushing year for the Fighting Irish paced by Josh Adams' 1,430 rushing yards, while Brandon Wimbush led the team with 14 touchdown carries. UND recorded 3,503 rushing yards on the season and was seventh in FBS in rushing offense with 269.3 yards per game.

Denson coached a Notre Dame running back group in 2016 that rushed for 10 TDs and 1,471 yards on 275 carries – good for a 5.35 yards per carry average. Helped Josh Adams lead the Irish in rushing in 2016 with 933 yards on 158 carries and five TDs. Adams is the fastest Notre Dame running back to reach 1,000 career rushing yards (16th career game) since Darius Walker accomplished the feat in his 14th Irish game in 2005. Adams closed the 2016 campaign with his eighth career 100-yard rushing game and a career-best 180 yards at rival Southern California.

In his first season with the Fighting Irish, Denson coached a Notre Dame running back group in 2015 that rushed for 18 TDs and 1,967 yards on 299 carries – good for a 6.58 yards per carry average. He mentored C.J. Prosise in 2015 – who rushed for 1,032 yards (18th 1,000-yard rushing season in school history) in his first season at the position. Prosise eclipsed the 1,000-yard rushing barrier faster than any Irish running back in school history with the exception of All-American Reggie Brooks in 1992 and was drafted in the third round of the 2016 NFL Draft by the Seattle Seahawks.

He also tutored Adams – who rushed for 835 yards in 2015 – best in freshmen school history. Adams ran for 168 yards at Stanford – topping the school's 40-year-old single-game freshman record. The Irish ran for a season-high 457 yards vs. UMass – the best rushing total by Notre Dame in 23 years. Notre Dame registered 299 yards on the ground vs. Stanford – the most by an opponent in Cardinal head coach David Shaw's five seasons (35 carries for an 8.5 per-carry average against nation's No. 22 rush defense).

The Irish averaged 207.6 rushing yards per game in 2015, including six games with

200+ yards (Texas, Virginia, Georgia Tech, UMass, USC, and Stanford). Notre Dame had only two 90+-yard rushes in the first 126 seasons of Irish football, yet matched that total in 2015 with a pair of 90+-yard TD runs (Adams 98, Prosise 91).

Denson returned to his alma mater following a brief stint as the running backs coach at the University of South Florida. He also spent one season as the running backs coach at Miami University (2014)

His first collegiate coaching stop came as the running backs coach at Bethune-Cookman University for three years (2011-13). He was a key member of a coaching staff that helped the Wildcats to a 10-3 record and Football Championship Series playoff berth in 2013.

Denson guided a Bethune-Cookman running back group that registered 2,179 rushing yards, 24 touchdowns, and a 5.4 yards-per-carry average. He mentored Isidore Jackson (828 rushing yards, 5.6 yards per carry, eight rushing TDs), Cary White (485, 5.1, eight) and Anthony Jordan (410, 5.0, five) – each of whom rushed for at least

### ■ HEAD COACHING RECORD

Year	School	Position	Record
2019	Charleston So.	Head Coach	6-6 (4-2)
2020	Charleston So.	Head Coach	- (-)

### ■ COACHING CAREER

Year	School	Position
2010	Pope John Paul II	Head Coach (High School)
2011-13	Bethune-Cookman	Running Backs Coach
2014	Miami (Ohio)	Running Backs Coach
2015-18	Notre Dame	Running Backs Coach
2019	Charleston Southern	Head Coach

### ■ PROFESSIONAL PLAYING CAREER

Year	Team	Position
1999	Drafted by Tampa Bay	Round 7, Pick 233
1999	Tampa Bay Buccaneers	Running Back
1999-00	Miami Dolphins	Running Back
2001	Chicago Bears	Running Back
2002	Indianapolis Colts	Running Back
2004	Montreal Alouettes	Running Back

# 2021 CHARLESTON SOUTHERN SPRING FOOTBALL

## CHARLESTON SOUTHERN COORDINATORS

## GAME 1 | AT KENNESAW STATE



**KLAY  
KOESTER**

**OFFENSIVE COORD.**

**2ND SEASON AT CSU**

Klay Koester joined the Charleston Southern coaching staff as the quarterbacks coach in the spring of 2019.

Paced by a standout sophomore campaign from Jack Chambers, the Buccaneer quarterbacks excelled in Koester's first season with the signal-callers. CSU switched to a pass attack offense in the 2019 season in posting the third-most pass attempts (413) and sixth-most passing yards (2,507) in Bucs' history. Chambers and the Bucs' quarterbacks spread the ball to 21 different receivers on the year with the Bucs having players sit ranked in the top-100 in FCS in pass efficiency, passing touchdowns and passing yards.

Koester wrapped up his third season as the offensive coordinator at UVa-Wise. Under Koester's guidance, the Cavaliers averaged over 25 points per game while tallying over 340 yards of offense per game. He also led six offensive players earn All-Mountain East Conference acclaim during his first three seasons.



**ZANE  
VANCE**

**DEFENSIVE COORD.**

**4TH SEASON AT CSU**

Vance came to CSU after spending four seasons as the assistant head coach at New Mexico State. During his tenure with the Aggies, Vance served as special teams coordinator and defensive coordinator, while also working with defensive ends and linebackers.

Vance's defense continued its record-setting pace in the 2019 season as the Buccaneers recorded a Big South-high six First Team All-Conference selections, including Big South Defensive Freshman of the Year Cody Cline. The Bucs added a conference-record 35.0 sacks, while Shaundre Mims added a CSU record 10.0 sacks on the season.

Anton Williams (1.7) finished seventh in FCS in tackles for loss per game in the 2019 season, while Mims was 11th in the country in overall sacks. The Bucs had players ranked in the top-20 in FCS in forced fumbles, fumbles recovered, passes defended, sacks, and tackles for loss.



**DAVID  
PADILLA**

**SPECIAL TEAMS**

**12TH SEASON AT CSU**

David Padilla, a native of Oxnard, California, begins his 12th season with the Buccaneers, and sixth year coaching kickers/punters in 2020.

Padilla oversaw continued success working with the specialists in the 2019 season as the Buccaneers posted a Big South-high three First Team All-Conference selections, while adding the Special Teams Player of the Year (Alex Usry). The Bucs earned five Player of the Week recognitions, while long snapper Ethan Ray was named the STATS FCS National Special Teams Player of the Week following his performance against Gardner-Webb on November 2.

Among the records set by the Bucs include the second-most team field goals in Big South history, the individual most punts over 50-yards, and the CSU records for longest field goal (52 yards), field goals made (20), punting average (42.8), and total points scored (82).

### CSU STAFF ON FIELD

**ZANE VANCE - DEFENSIVE COORDINATOR/LINEBACKERS**

**DAVID PADILLA - SPECIAL TEAMS COORDINATOR**

**JACOB REITHMEYER - DEFENSIVE LINE**

Jacob Reithmeyer joined the CSU Football staff in the summer of 2020 after a four-year career at Lyon College where he lined up on the defensive line. Reithmeyer was a 2017 CSFL All-Academic Team selection.

**GREG MOSS - DEFENSIVE BACKS**

Greg Moss joined the Charleston Southern Football coaching staff in the fall of 2019 as the Buccaneers secondary coach. Moss joined the Bucs by way of Miami Carol City where he served as the Chiefs' defensive coordinator from 2017 and 2018. Moss made an immediate impact in his inaugural year with the Bucs' defensive backs as CSU posted 14 interceptions and 35 pass breakups over the 12 game season. Senior defensive back Evan Cruz set the CSU single-season record with 14 pass breakups on the year, while Cody Cline earned Big South Defensive Freshman of the Year and HERO Sports Freshman All-American recognition. The Bucs recorded game-clinching interceptions in two games in the 2019 season and boasted the 21st-best pass defense in the FCS allowing just 187.4 yards per game through the air.

**AARON COELING - OFFENSIVE LINE**

Aaron Coeling joined Autry Denson's staff in 2019 as the offensive line coach. He came to CSU after a two-year stint at Notre Dame as an offensive graduate assistant. Coeling's first season leading the offensive line saw the Bucs put two players on the Big South All-Conference Second Team in guards Zack Evans and Stephen Haralambis. Coeling's unit helped pave the way for CSU to post the third-most total offensive yards in CSU history (4,341), while posting 152.8 rushing yards and 208.9 passing yards per game. The Bucs put together three 200-plus yard

rushing games, while leading four individuals to recording 100-yard rushing efforts in the 2019 season.

**ARMANDO ALLEN - RUNNING BACKS**

Armando Allen began his first year at Charleston Southern in 2019 as the running backs coach. Allen comes to CSU after a three-year stint with Texas Southern where he held the same position. Allen's running back group found ways to excel in both the run and receiving game in the 2019 season highlighted by 100-yard rushing efforts from Ronnie Harris, Kendrick Bell (twice), and Jamari Dunbar. The Bucs averaged 152.8 rushing yards per game on the ground, while five different backs hauled in passes paced by Harris' 14. The Bucs posted a season-high 271 rushing yards against North Alabama and closed out the 2019 season with back-to-back 200-plus rushing efforts against Presbyterian (213) and Campbell (269).

**ANTWAN TOOMER - WIDE RECEIVERS**

Antwan Toomer joined the Charleston Southern football coaching staff in the spring of 2019 as the Wide Receivers Coach. Toomer's first season with the Bucs' outside wide receivers saw a career-effort from All-Conference selection Kameron Brown, while Garris Schwarting and Jaquan Williams added top finishes among the CSU receivers in 2019. Brown set the CSU single season record with 10 receiving touchdowns, while Schwarting posted a career-high 575 receiving yards and four scores. The Bucs had individuals ranked in the top-10 in the Big South in yards per catch and touchdowns scored.

**KYLE REIGHARD - GRADUATE ASSISTANT (SPECIAL TEAMS/OFFENSE)**

**CURTIS STACEY - STUDENT ASSISTANT**

### CSU STAFF IN COACHES BOOTH

**KLAY KOESTER - OFFENSIVE COORDINATOR/QUARTERBACKS**

**OFFENSIVE ASSISTANT - TRAVIS PALMER**

**OFFENSIVE STUDENT ASSISTANT - ROY HYMAN**

**GRADUATE ASSISTANT (FOOTBALL OPS & VIDEO) - JOSH RODGERS**

**DEFENSIVE BACKS - TAVARIUS JACKSON**

# CHARLESTON SOUTHERN BUCCANEERS (6-6, 4-2 Big South)

## 2019 SEASON REVIEW

Charleston Southern was picked third overall in the Big South Conference preseason poll, it was announced at the league's annual Football Media Day. The Bucs received one first-place vote, six third-place votes, six fourth-place votes, four fifth-place votes, and three sixth-place votes to receive 79 total points in the poll conducted by the league's head coaches and a media panel.

Four Charleston Southern players were named to the 2019 Big South Football Preseason All-Conference team with three players earning All-Conference recognition, while one player was honored on the Honorable Mention squad. Redshirt seniors J.D. Sosebee (linebacker) and Zack Evans (offensive line), and redshirt junior Ethan Ray (long snapper) were all recognized on the Big South All-Conference team. Redshirt senior punter Kyle Reighard was recognized on the Honorable Mention squad.

The Bucs made their season debut for Head Coach Autry Denson's inaugural season at nationally-ranked Furman as CSU started the season with a stretch that featured four teams ranked among the FCS' best, an SEC opponent, and a rematch against an opponent CSU fell to in 2018.

CSU struggled in the early season matchup against the Paladins, but a number of players (Jack Chambers, Garris Schwarting, and Nick Salley) stood out with strong performances in what would become a trend in the 2019 season. The Bucs battled the elements as Hurricane Dorian forced CSU out of Charleston and into Charlotte, N.C. the following week in the lead-up to their game against South Carolina. The adjustments to the week and a tough opponent led to the Bucs falling in their lone FBS matchup of the 2019 season.

CSU's home debut came against perennial power North Carolina A&T the following week. The Bucs held the Aggies to a standstill through the first three quarters before a strong fourth-quarter by NCAT's Jah-Maine Martin helped the visitors in running off 21 consecutive points in the loss. The Bucs stayed in Charleston the following week as they traveled down to Johnson Hagood Stadium for a matchup against The Citadel. The Bucs had two chances late in the contest, but a key goal-line stand helped preserve the Bulldogs' win.

## BUCCANEER STAT LEADERS

<b>RUSHING</b>	<b>Jack Chambers</b>	99 Carries, 553 yards, 5 TDs, Long of 70 yards
<b>PASSING</b>	<b>Jack Chambers</b>	191-333, 2,209 Yards, 14 TD/13 INT, 169.1 YPG
<b>RECEIVING</b>	<b>Garris Schwarting</b>	39 Rec, 575 Yards, 4 TD, 52.3 YPG, Long of 45 yards
<b>DEFENSIVE</b>	<b>J.D. Sosebee</b>	103 Tackles, 1.0 sacks, 7.5 TFL, 1 FF, 2 INT













The Bucs picked up their first win in the Denson era as the calendar turned to October as CSU topped Savannah State at Buccaneer Field. CSU rattled off 17 consecutive points in the second half with Chambers directing three late scoring drives in the win. Big South play started the following week with Chambers, Schwarting, Salley, and Eishuan Funnye all posting career-highs in the matchup at Kennesaw State. In the end, it wasn't enough for the Bucs to overcome the Owls' rushing attack as CSU fell in the conference opener at Fifth Third Bank Stadium.

CSU turned in their most complete performance of the 2019 season against future Big South opponent North Alabama as Jamari Dunbar picked up a 100-yard rushing game, while Alex Usry connected on a school-record 52-yard field goal in the 25-20 win over the Lions. Monmouth ended the Bucs' winning stretch the following week as the Hawks were paced by Pete Guerriero's strong rushing effort in the CSU loss.

The Bucs wrapped up the 2019 season with four consecutive wins as CSU topped Gardner-Webb, Hampton, Presbyterian, and Campbell to boast a winning record in conference play for the fourth consecutive season. Highlighting the Bucs' winning streak down the stretch included an overtime win over the Pirates as Darius Douglas connected on a game-winning touchdown pass to Schwarting, while Kameron Brown boasted three touchdown receptions in the season finale against Campbell.

The Bucs wrapped up the 2019 season putting 12 players on the postseason All-Conference team headlined by All-American selections Nick Salley and Ethan Ray. Freshman defensive back Cody Cline was named a Freshman All-American and the Big South Defensive Player of the Year, while redshirt sophomore placekicker Alex Usry earned sophomore All-American and Big South Special Teams Player of the Year recognition.

## 2019 SCHEDULE & RESULTS

DATE	OPPONENT	SITE	TV	RESULT	NOTES
Aug. 31	 at No. 17/19 Furman	Greenville, S.C. Paladin Stadium	ESPN+	L, 46-13	CSU piled up 377 total yards on offense, but were unable to overcome a 24-6 Furman halftime lead in the season opener.
Sept. 7	 at South Carolina	Columbia, S.C. Williams-Brice Stadium	SECN+	L, 72-10	South Carolina rattled off 775 total yards, including 493 rushing yards on their way to holding off CSU in the Bucs' lone FBS game of the season.
Sept. 14	 No. 15/17 N.C. A&T	Charleston, S.C. Buccaneer Field	ESPN+	L, 27-21	The Bucs were unable to hold off the Aggies behind a late fourth-quarter performance by Jah-Maine Martin as CSU dropped their 2019 home opener.
Sept. 21	 at The Citadel	Charleston, S.C. Johnson Hagood Stadium	ESPN+	L, 22-13	CSU was unable to capitalize on two late drives as the Bulldogs held off a late second-half surge in the annual game between the Lowcountry rivals.
Oct. 5	 Savannah State	Charleston, S.C. Buccaneer Field	ESPN+	W, 24-19	Jack Chambers directed three second-half scoring drives as CSU rattled off 17 consecutive points on their way to their first win in the Denson era.
Oct. 12	 at Kennesaw State*	Kennesaw, Ga. Fifth Third Bank Stadium	ESPN3	L, 45-23	Chambers threw for a career-high 296 yards, including 131 to Garris Schwarting, but it wasn't enough to help the Bucs keep pace in the conference opener.
Oct. 19	 at North Alabama	Florence, Ala. Braly Municipal Stadium	ESPN+	W, 25-20	Alex Usry connected on four field goals, including a school-record 52-yard attempt, while Jamari Dunbar posted 123 rushing yards in CSU's win.
Oct. 26	 Monmouth*	Charleston, S.C. Buccaneer Field	ESPN+	L, 35-13	Pete Guerriero (221 rushing yards) helped offset another strong performance by Chambers as the Bucs were unable to hold off the Hawks.
Nov. 2	 at Gardner-Webb*	Boiling Springs, N.C. Spangler Stadium	ESPN+	W, 30-27	The Bucs raced to a 24-0 halftime lead and held off a late Gardner-Webb surge on their way to recording their first Big South win in 2019.
Nov. 9	 Hampton*	Charleston, S.C. Buccaneer Field	ESPN3	W, 27-20 (OT)	Darius Douglas targeted Garris Schwarting for the go-ahead 24-yard touchdown pass in overtime as the Bucs topped the Pirates for the second consecutive season.
Nov. 16	 at Presbyterian*	Clinton, S.C. Bailey Memorial Stadium	ESPN+	W, 27-7	A dominant defensive effort (four turnovers, seven sacks, 11.0 TFL) and a 123-yard rushing performance by Kendrick Bell put the Bucs past the Blue Hose.
Nov. 23	 Campbell*	Charleston, S.C. Buccaneer Field	ESPN+	W, 41-31	Four Chambers touchdown passes (three to Kameron Brown) and a solid defensive effort held off a late Campbell second-half rally on Senior Day.

\*CONFERENCE

BOLD: HOME TEAM



2019 STATISTICS

TEAM STATISTICS

	CSU	OPP
SCORING	267	371
Points Per Game	22.2	30.9
Points Off Turnovers	50	76
FIRST DOWNS	221	237
Rushing	95	113
Passing	98	105
Penalty	28	19
RUSHING YARDAGE	1834	2685
Yards gained rushing	2120	3075
Yards lost rushing	286	390
Rushing Attempts	429	486
Average Per Rush	4.3	5.5
Average Per Game	152.8	223.8
TDs Rushing	12	32
PASSING YARDAGE	2507	2249
Comp-Att-Int	235-413-15	189-332-14
Average Per Pass	6.1	6.8
Average Per Catch	10.7	11.9
Average Per Game	208.9	187.4
TDs Passing	18	15
TOTAL OFFENSE	4341	4934
Total Plays	842	818
Average Per Play	5.2	6.0
Average Per Game	361.8	411.2
KICK RETURNS: #-Yards	24-408	41-605
PUNT RETURNS: #-Yards	18-105	20-149
INT RETURNS: #-Yards	14-111	15-166
KICK RETURN AVERAGE	17.0	14.8
PUNT RETURN AVERAGE	5.8	7.4
INT RETURN AVERAGE	7.9	11.1
FUMBLES-LOST	12-7	20-11
PENALTIES-Yards	75-574	77-771
Average Per Game	47.8	64.2
PUNTS-Yards	69-2954	61-2500
Average Per Punt	42.8	41.0
Net punt average	38.3	37.6
KICKOFFS-Yards	60-2789	69-3914
Average Per Kick	46.5	56.7
Net kick average	34.7	41.0
TIME OF POSSESSION/Game	29:08	30:52
3RD-DOWN Conversions	72/186	53/165
3rd-Down Pct	39%	32%
4TH-DOWN Conversions	2/11	17/27
4th-Down Pct	18%	63%
SACKS BY-Yards	35-203	23-145
MISC YARDS	0	0
TOUCHDOWNS SCORED	30	48
FIELD GOALS-ATTEMPTS	20-26	12-13
ON-SIDE KICKS	0-1	0-2
RED-ZONE SCORES	(35-45) 78%	(37-41) 90%
RED-ZONE TOUCHDOWNS	(23-45) 51%	(31-41) 76%
PAT-ATTEMPTS	(27-29) 93%	(39-40) 98%
ATTENDANCE	17762	104978
Games/Avg Per Game	5/3552	7/14997
Neutral Site Games		0/0

SCORE BY QUARTERS

	1st	2nd	3rd	4th	OT	Total
CHARLESTON SO.	71	69	50	70	7	267
OPPONENTS	94	83	78	116	0	371

RUSHING

Name	GP	Att	Gain	Loss	Net	Avg	TD	Lng	Avg/G
CHAMBERS, Jack	12	99	703	150	553	5.6	5	70	46.1
HARRIS, Ronnie	11	102	446	50	396	3.9	0	44	36.0
WILSON, Terrence	10	73	316	22	294	4.0	3	52	29.4
BELL, Kendrick	12	47	259	7	252	5.4	0	42	21.0
DUNBAR, Jamari	12	49	188	21	167	3.4	2	25	13.9
MELVIN, Markus	5	12	61	0	61	5.1	0	16	12.2
DOUGLAS, Darius	2	15	66	14	52	3.5	2	19	26.0
EARL, Jonathan	4	11	37	1	36	3.3	0	8	9.0
REID, Christian	10	6	28	0	28	4.7	0	10	2.8
SCHWARTING, Garris	11	1	5	0	5	5.0	0	5	0.5
BROWN, Kameron	10	0	3	0	3	0.0	0	0	0.3
ROSS, Isaac	12	1	3	0	3	3.0	0	3	0.2
TAYLOR, Anthoni	12	1	2	0	2	2.0	0	2	0.2
BARNETT, Kyris	5	1	0	0	0	0.0	0	0	0.0
Total	12	429	2120	286	1834	4.3	12	70	152.8
Opponents	12	486	3075	390	2685	5.5	32	84	223.8

PASSING

Name	GP	Effic	C-A-I	Pct	Yds	TD	Lng	Avg/G
CHAMBERS, Jack	12	114.61	191-333-13	57.4	2029	14	59	169.1
MALMGREN, Ross	4	106.51	29-50-1	58.0	234	2	35	58.5
DOUGLAS, Darius	2	148.96	13-25-0	52.0	210	2	52	105.0
REID, Christian	10	-27.73	1-3-1	33.3	2	0	2	0.2
BROWN, Kameron	10	368.80	1-1-0	100.0	32	0	32	3.2
Total	12	115.01	235-413-15	56.9	2507	18	59	208.9
Opponents	12	120.31	189-332-14	56.9	2249	15	60	187.4

RECEIVING

Name	GP	Rec	Yds	Avg	TD	Long	Avg/G
BROWN, Kameron	10	42	545	13.0	10	36	54.5
SCHWARTING, Garris	11	39	575	14.7	4	45	52.3
ROSS, Isaac	12	29	242	8.3	0	42	20.2
WILLIAMS, Jaquan	11	21	234	11.1	3	34	21.3
CABALLERO, Quinn	11	21	190	9.0	0	29	17.3
HARRIS, Ronnie	11	14	86	6.1	0	18	7.8
JONES, Demetrius	10	13	214	16.5	1	59	21.4
WALL, Geoffrey	5	13	109	8.4	0	22	21.8
WILSON, Terrence	10	11	68	6.2	0	20	6.8
STEPHENS, Isaiah	7	7	41	5.9	0	12	5.9
DUNBAR, Jamari	12	6	40	6.7	0	15	3.3
REID, Christian	10	6	33	5.5	0	9	3.3
BAPTISTE, Tyree	7	2	48	24.0	0	42	6.9
NWAUBI, Buchi	7	2	10	5.0	0	8	1.4
CHATMON, Kaleb	3	2	9	4.5	0	6	3.0
BELL, Kendrick	12	2	3	1.5	0	4	0.2
EARL, Jonathan	4	1	19	19.0	0	19	4.8
SCOTT, Qua-Vonn	10	1	16	16.0	0	16	1.6
HATTEN, Travay	10	1	13	13.0	0	13	1.3
HARRIS, Ben	1	1	10	10.0	0	10	10.0
JORDAN, Cayden	4	1	2	2.0	0	2	0.5
Total	12	235	2507	10.7	18	59	208.9
Opponents	12	189	2249	11.9	15	60	187.4

PUNT RETURNS

Name	No	Yds	Avg	TD	Long
SCHWARTING, Garris	6	75	12.5	0	54
ROSS, Isaac	6	43	7.2	0	16
WALL, Geoffrey	5	-13	-2.6	0	0
GODBOLT, JaRon	1	0	0.0	0	0
Total	18	105	5.8	0	54
Opponents	20	149	7.4	0	32

KICK RETURNS

Name	No	Yds	Avg	TD	Long
BAPTISTE, Tyree	5	112	22.4	0	27
ROSS, Isaac	4	51	12.8	0	23
WALL, Geoffrey	4	76	19.0	0	26
WILSON, Terrence	3	56	18.7	0	31
REID, Christian	3	46	15.3	0	19
CHATMON, Kaleb	2	32	16.0	0	19
STEPHENS, Isaiah	1	18	18.0	0	18
SYVARTH, Kyle	1	9	9.0	0	9
SAYEGH, Garrett	1	8	8.0	0	8
Total	24	408	17.0	0	31
Opponents	41	605	14.8	0	64

2021 CHARLESTON SOUTHERN SPRING FOOTBALL

INTERCEPTIONS

Name	Int	Yds	Avg	TD	Long
SMALLS, Darin	3	38	12.7	0	17
SOSEBEE, J.D.	2	9	4.5	0	9
MCINTIRE, Justin	2	0	0.0	0	0
STANLEY, Jarrod	1	17	17.0	0	17
KING, Edward	1	13	13.0	0	13
CRUZ, Evan	1	27	27.0	0	27
FISHER, Dennis	1	0	0.0	0	0
WILLIAMS, Anton	1	5	5.0	0	5
CLINE, Cody	1	1	1.0	0	1
MONTGOMERY, Tavian	1	1	1.0	0	1
Total	14	111	7.9	0	27
Opponents	15	166	11.1	1	62

FUMBLE RETURNS

Name	No.	Yds	Avg	TD	Long
Total	0	0	0.0	0	0
Opponents	1	25	25.0	0	25

PUNTING

Name	Punts	Yds	Avg	Lg	TB	FC	I20	50+	Blkd
REIGHARD, Kyle	68	2922	43.0	72	8	22	19	18	0
TEAM	1	32	32.0	32	0	0	0	0	1
Total	69	2954	42.8	72	8	22	19	18	1
Opponents	61	2500	41.0	68	5	12	17	10	0

KICKOFFS

Name	KO	Yds	Avg	TB	OB	Ret	Net Yd	Ln
USRY, Alex	33	1401	42.5	2	2			
TOOLE, Nathaniel	18	932	51.8	2	0			
BRADDOCK, Miller	8	403	50.4	0	1			
REIGHARD, Kyle	1	53	53.0	0	0			
Total	60	2789	46.5	4	3	605	34.7	30
Opponents	69	3914	56.7	27	3	408	41.0	23

FIELD GOALS

Field Goal Sequence by Player

Name	FGM-FGA	Pct	1-19	20-29	30-39	40-49	50+	Lg	Blk
BRADDOCK, Miller	1-1	100.0	0-0	0-0	0-0	1-1	0-0	41	0
USRY, Alex	19-25	76.0	0-0	4-4	8-9	4-8	3-4	52	0

2019 RED ZONE STATS

CHARLESTON SO. INSIDE OPPONENT RED-ZONE

Date	Opponent	Score	Times	Times	Total	TDs	Rush	Pass	FGs	FGA	Downs	Failed to score inside RZ			
			In RZ	Scored	Pts		TDs	Made	Int			Fumb	Half	Game	
Aug. 31	at Furman	L, 13-46	2	1	7	1	1	0	0	0	0	0	1	0	0
Sept. 7	at South Carolina	L, 10-72	2	1	7	1	0	1	0	0	1	0	0	0	0
Sept. 14	N.C. AGT	L, 21-27	3	2	14	2	1	1	0	0	0	1	0	0	0
Sept. 21	at The Citadel	L, 13-22	4	2	10	1	0	1	1	1	1	0	0	0	0
Oct. 5	Savannah State	W, 24-19	4	4	24	3	1	2	1	0	0	0	0	0	0
*Oct. 12	at Kennesaw State	L, 23-45	3	2	10	1	0	1	1	0	1	0	0	0	0
Oct. 19	at North Alabama	W, 25-20	6	5	22	2	1	1	3	0	0	0	0	1	0
*Oct. 26	Monmouth	L, 13-35	3	2	6	0	0	0	2	0	0	0	1	0	0
*Nov. 2	at Gardner-Webb	W, 30-27	3	3	20	3	1	2	0	0	0	0	0	0	0
*Nov. 9	Hampton	W, 27-20	4	4	20	2	2	0	2	0	0	0	0	0	0
*Nov. 16	at Presbyterian	W, 27-7	4	3	21	3	1	2	0	0	0	0	1	0	0
*Nov. 23	Campbell	W, 41-31	7	6	34	4	1	3	2	0	0	0	0	1	0
Totals			45	35	195	23	9	14	12	1	3	1	3	2	0
35 of 45 (77.8%)															

OPPONENTS INSIDE CHARLESTON SO. RED-ZONE

Date	Opponent	Score	In RZ	Scored	Times	Times	Total	Rush	Pass	FGs	Downs	Failed to score inside RZ			
					Pts	TDs	TDs	Made	FGA	Int		Fumb	Half	Game	
Aug. 31	at Furman	L, 13-46	4	4	29	4	3	1	0	0	0	0	0	0	0
Sept. 7	at South Carolina	L, 10-72	6	6	41	6	5	1	0	0	0	0	0	0	0
Sept. 14	N.C. AGT	L, 21-27	2	2	6	0	0	0	2	0	0	0	0	0	0
Sept. 21	at The Citadel	L, 13-22	2	2	13	2	2	0	0	0	0	0	0	0	0
Oct. 5	Savannah State	W, 24-19	2	2	9	1	1	0	1	0	0	0	0	0	0
*Oct. 12	at Kennesaw State	L, 23-45	4	4	28	4	4	0	0	0	0	0	0	0	0
Oct. 19	at North Alabama	W, 25-20	4	3	12	1	1	0	2	1	0	0	0	0	0
*Oct. 26	Monmouth	L, 13-35	3	3	21	3	1	2	0	0	0	0	0	0	0
*Nov. 2	at Gardner-Webb	W, 30-27	4	4	27	4	0	4	0	0	0	0	0	0	0
*Nov. 9	Hampton	W, 27-20	4	2	14	2	0	2	0	0	1	0	0	1	0
*Nov. 16	at Presbyterian	W, 27-7	2	1	7	1	1	0	0	0	1	0	0	0	0
*Nov. 23	Campbell	W, 41-31	4	4	24	3	2	1	1	0	0	0	0	0	0
Totals			41	37	231	31	20	11	6	1	2	0	0	1	0
37 of 41 (90.2%)															

GAME 1 | AT KENNESAW STATE

FIELD GOAL SEQUENCE GAME BY GAME

FG SEQUENCE	Charleston So.	OPPONENTS
Furman	-	(39)
South Carolina	(41)	(47)
NCAT	-	(31),(43),(46),(27)
The Citadel	(35),(48),34	-
Savannah State	44,49,(35)	(49),(39)
Kennesaw State	(49),(50),(31)	(46)
North Alabama	(24),(35),(26),(52)	(30),31,(34)
Monmouth	(33),(27)	-
Gardner-Webb	(40),41,51	-
Hampton	(25),41,(37)	-
Presbyterian	(51),(42)	-
Campbell	(33),(34)	(32)

Numbers in (parentheses) indicate field goal was made



2021 CHARLESTON SOUTHERN SPRING FOOTBALL

GAME 1 | AT KENNESAW STATE

SCORING

NAME	TD	FGs	PATs			Pass	DXP	Saf	Points
			Kick	Rush	Rcv				
USRY, Alex	0	19-25	25-26	0-0	0	0-0	0	0	82
BROWN, Kameron	10	0-0	0-0	0-0	0	0-0	0	0	60
CHAMBERS, Jack	5	0-0	0-0	0-0	0	0-1	0	0	30
SCHWARTING, Garris	4	0-0	0-0	0-0	0	0-0	0	0	24
WILLIAMS, Jaquan	3	0-0	0-0	0-0	0	0-0	0	0	18
WILSON, Terrence	3	0-0	0-0	0-0	0	0-0	0	0	18
DUNBAR, Jamari	2	0-0	0-0	0-0	0	0-0	0	0	12
DOUGLAS, Darius	2	0-0	0-0	0-0	0	0-0	0	0	12
JONES, Demetrius	1	0-0	0-0	0-0	0	0-0	0	0	6
BRADDOCK, Miller	0	1-1	1-1	0-0	0	0-0	0	0	4
TOOLE, Nathaniel	0	0-0	1-2	0-0	0	0-0	0	0	1
Total	30	20-26	27-29	0-0	0	0-1	0	0	267
Opponents	48	12-13	39-40	0-2	3	3-6	0	1	371

ALL-PURPOSE

NAME	G	Rush	Rec	PR	KOR	IR	Tot	Avg/G
SCHWARTING, Garris	11	5	575	75	0	0	655	59.5
CHAMBERS, Jack	12	553	0	0	0	0	553	46.1
BROWN, Kameron	10	3	545	0	0	0	548	54.8
HARRIS, Ronnie	11	396	86	0	0	0	482	43.8
WILSON, Terrence	10	294	68	0	56	0	418	41.8
ROSS, Isaac	12	3	242	43	51	0	339	28.2
BELL, Kendrick	12	252	3	0	0	0	255	21.2
WILLIAMS, Jaquan	11	0	234	0	0	0	234	21.3
JONES, Demetrius	10	0	214	0	0	0	214	21.4
DUNBAR, Jamari	12	167	40	0	0	0	207	17.2
CABALLERO, Quinn	11	0	190	0	0	0	190	17.3
WALL, Geoffrey	5	0	109	-13	76	0	172	34.4
BAPTISTE, Tyree	7	0	48	0	112	0	160	22.9
REID, Christian	10	28	33	0	46	0	107	10.7
MELVIN, Markus	5	61	0	0	0	0	61	12.2
STEPHENS, Isaiah	7	0	41	0	18	0	59	8.4
EARL, Jonathan	4	36	19	0	0	0	55	13.8
DOUGLAS, Darius	2	52	0	0	0	0	52	26.0
CHATMON, Kaleb	3	0	9	0	32	0	41	13.7
SMALLS, Darin	10	0	0	0	0	38	38	3.8
CRUZ, Evan	12	0	0	0	0	27	27	2.2
STANLEY, Jarrod	9	0	0	0	0	17	17	1.9
SCOTT, Qua-Vonn	10	0	16	0	0	0	16	1.6
HATTEN, Travay	10	0	13	0	0	0	13	1.3
KING, Edward	11	0	0	0	0	13	13	1.2
NWAUBI, Buchi	7	0	10	0	0	0	10	1.4
HARRIS, Ben	1	0	10	0	0	0	10	10.0
SOSEBEE, J.D.	12	0	0	0	0	9	9	0.8
SVVARTH, Kyle	12	0	0	0	9	0	9	0.8
SAYEGH, Garrett	12	0	0	0	8	0	8	0.7
WILLIAMS, Anton	10	0	0	0	0	5	5	0.5
JORDAN, Cayden	4	0	2	0	0	0	2	0.5
TAYLOR, Anthoni	12	2	0	0	0	0	2	0.2
CLINE, Cody	12	0	0	0	0	1	1	0.1
MONTGOMERY, Tavian	10	0	0	0	0	1	1	0.1
TEAM	6	-5	0	0	0	0	-5	-0.8
USRY, Alex	10	-6	0	0	0	0	-6	-0.6
MALMGREN, Ross	4	-7	0	0	0	0	-7	-1.8
Total	12	1834	2507	105	408	111	4965	413.8
Opponents	12	2685	2249	149	605	166	5854	487.8

TOTAL OFFENSE

NAME	G	Plays	Rush	Pass	Total	Avg/G
CHAMBERS, Jack	12	432	553	2029	2582	215.2
HARRIS, Ronnie	11	102	396	0	396	36.0
WILSON, Terrence	10	73	294	0	294	29.4
DOUGLAS, Darius	2	40	52	210	262	131.0
BELL, Kendrick	12	47	252	0	252	21.0
MALMGREN, Ross	4	52	-7	234	227	56.8
DUNBAR, Jamari	12	49	167	0	167	13.9
MELVIN, Markus	5	12	61	0	61	12.2
EARL, Jonathan	4	11	36	0	36	9.0
BROWN, Kameron	10	1	3	32	35	3.5
REID, Christian	10	9	28	2	30	3.0
SCHWARTING, Garris	11	1	5	0	5	0.5
ROSS, Isaac	12	1	3	0	3	0.2
TAYLOR, Anthoni	12	1	2	0	2	0.2
TEAM	6	9	-5	0	-5	-0.8
USRY, Alex	10	1	-6	0	-6	-0.6
Total	12	842	1834	2507	4341	361.8
Opponents	12	818	2685	2249	4934	411.2

FUMBLES-LOST

NAME	No.-Lost
CHAMBERS, J. QB	5-3
ROSS, I. WR	2-1
HARRIS, R. RB	2-1
GODBOLT, J. DB	1-1
DUNBAR, J. RB	1-1
EARL, J. RB	1-0

2021 CHARLESTON SOUTHERN SPRING FOOTBALL

GAME 1 | AT KENNESAW STATE

DEFENSIVE STATISTICAL LEADERS

No.	Player	GP-GS	ST	AT	TT	TFL	Sacks	Int	PBU	QBH	Fr-Yds	FF	Blk	Saf
5	SOSEBEE, J.D.	12	57	46	103	7.5-15	1.0-1	2-9	1	1	.	1	.	.
33	SALLEY, Nick	12	49	24	73	17.5-74	6.0-47	.	1	3	.	3	.	.
30	CLINE, Cody	12	48	25	73	2.0-7	.	1-1	5	.	.	.	.	.
31	WILLIAMS, Anton	10	32	22	54	17.0-49	8.0-28	1-5	1	2	2-0	1	.	.
10	KING, Edward	11	28	24	52	3.0-12	1.0-4	1-13	1	4	.	1	.	.
38	SYVARTH, Kyle	12	29	22	51	5.0-9	.	.	.	1	1-0	1	.	.
40	SAYEGH, Garrett	12	34	13	47	6.0-15	1.0-5	.	.	.	.	1	.	.
43	MCINTIRE, Justin	12	25	21	46	4.5-26	2.0-22	2-0	.	1	3-0	.	.	.
10	SMALLS, Darin	10	29	17	46	0.5-1	.	3-38	4	.	.	.	.	.
91	FUNNYE, Eishaun	12	15	18	33	11.0-27	3.5-12	.	.	5	.	1	.	.
20	CRUZ, Evan	12	26	3	29	2.5-11	.	1-27	14	.	.	.	.	.
90	MIMS, Shaundre	12	17	10	27	12.0-63	10.0-60	.	.	2	.	.	.	.
45	POHAHAU, Jon	11	13	7	20	4.5-15	1.5-9	.	.	3	.	1	.	.
17	MONTGOMERY, Tavian	10	14	5	19	.	.	1-1	3	.	.	.	.	.
6	STANLEY, Jarrod	9	15	3	18	.	.	1-17	5	.	.	.	.	.
42	BEAMON, Jahid	12	7	6	13	1.0-4	.	.	.	1	1-0	.	.	.
32	FISHER, Dennis	7	10	2	12	.	.	1-0	.	.	.	1	.	.
16	KENNEDY, Hombre	12	7	5	12	.	.	.	.	.	.	.	.	.
9	CHIARMONTE, John	12	5	3	8	1.0-17	1.0-17	.	.	1	.	.	.	.
23	BELL, Kendrick	12	3	3	6	.	.	.	.	.	.	.	.	.
27	HAYDEN, Zach	12	2	3	5	.	.	.	.	.	1-0	.	.	.
14	JOHNSON, Craig	5	4	1	5	.	.	.	.	1	.	.	.	.
51	LIBRETTO, Jacob	7	1	4	5	.	.	.	.	.	.	.	.	.
41	RICE III, Jerome	12	1	3	4	.	.	.	.	.	.	.	.	.
48	JACKSON, Dwayne	9	3	1	4	.	.	.	.	.	.	.	.	.
25	COOK, Lawson	2	2	2	4	.	.	.	.	.	.	.	.	.
8	CHAMBERS, Jack	12	.	3	3	.	.	.	.	.	.	.	.	.
47	USRY, Alex	10	1	2	3	.	.	.	.	.	.	.	.	.
80	GODBOLT, JaRon	11	3	.	3	.	.	.	.	.	1-0	.	.	.
28	LIVINGSTON, Geordan	6	3	.	3	.	.	.	.	.	.	.	.	.
49	RAY, Ethan	12	1	1	2	.	.	.	.	.	2-0	.	.	.
18	JORDAN, Cayden	4	1	1	2	.	.	.	.	.	.	.	.	.
26	WILSON, Terrence	10	1	1	2	.	.	.	.	.	.	.	.	.
86	SCHWARTING, Garris	11	2	.	2	.	.	.	.	.	.	.	.	.
39	BARNETT, Kyris	5	.	2	2	.	.	.	.	.	.	.	.	.
29	UNDERWOOD, Thaddeus	5	1	.	1	.	.	.	.	.	.	.	.	.
59	HOLSCLAW, Justin	2	1	.	1	.	.	.	.	.	.	.	.	.
15	SCOTT, Qua-Vonn	10	1	.	1	.	.	.	.	.	.	.	.	.
7	EARL, Jonathan	4	1	.	1	.	.	.	.	.	.	.	.	.
1	REID, Christian	10	1	.	1	.	.	.	.	.	.	.	.	.
78	EVANS, Zack	12	1	.	1	.	.	.	.	.	.	.	.	.
71	MCDANIEL, Daviyon	11	1	.	1	.	.	.	.	.	.	.	.	.
22	DUNBAR, Jamari	12	1	.	1	.	.	.	.	.	.	.	.	.
81	JONES, Demetrius	10	1	.	1	.	.	.	.	.	.	.	.	.
65	HARALAMBIS, Stephen	12	1	.	1	.	.	.	.	.	.	.	.	.
2	HARRIS, Ronnie	11	1	.	1	.	.	.	.	.	.	.	.	.
11	BROWN, Kameron	10	1	.	1	.	.	.	.	.	.	.	.	.
52	SNIPES, JaCourtney	2	.	1	1	.	.	.	.	.	.	.	.	.
Total		12	500	304	804	95-345	35-203	14-111	35	25	11-0	11	.	.
Opponents		12	476	354	830	83.0-294	23-145	15-166	45	29	7-25	8	1	1

CHARLESTON SOUTHERN GIVEAWAY/TAKEAWAY

Game	Giveaway			Takeaway			Dif
	Fum	Int	Tot	Fum	Int	Tot	
at Furman	1	-	1	-	-	-	-1
at South Carolina	-	3	3	1	1	1	-1
North Carolina A&T	-	2	2	1	-	-	-1
at The Citadel	1	1	1	1	-	1	0
Savannah State	1	3	4	-	1	1	-3
at Kennesaw State	-	1	1	1	-	1	0

Game	Giveaway			Takeaway			Dif
	Fum	Int	Tot	Fum	Int	Tot	
at North Alabama	-	1	1	-	3	3	+3
Monmouth	1	-	1	-	1	1	0
at Gardner-Webb	2	-	-	3	2	2	+3
Hampton	1	1	2	2	3	5	+3
at Presbyterian	1	2	3	2	2	4	+1
Campbell	-	1	1	1	1	1	+1

BUCCANEERS ON OPENING OFFENSIVE DRIVES

Game	1st Half	2nd Half
at Furman	Punt	Touchdown
at South Carolina	Punt	Interception
North Carolina A&T	Punt	Punt
at The Citadel	Punt	Punt
Savannah State	Fumble	Interception
at Kennesaw State	Interception	Punt
at North Alabama	Punt	Field Goal
Monmouth	Punt	Punt
at Gardner-Webb	Punt	Fumble
Hampton	Punt	Punt
at Presbyterian	Punt	Punt
Campbell	Touchdown	Touchdown

BUCCANEERS ON OPENING DEFENSIVE SERIES

Game	1st Half	2nd Half
at Furman	Punt	Touchdown
at South Carolina	Touchdown	Touchdown
North Carolina A&T	Punt	Fumble
at The Citadel	Punt	Punt
Savannah State	Touchdown	Punt
at Kennesaw State	Punt	Punt
at North Alabama	Field Goal	Punt
Monmouth	Touchdown	Turnover on Downs
at Gardner-Webb	Punt	Interception
Hampton	Touchdown	Punt
at Presbyterian	Punt	Turnover on Downs
Campbell	Punt	Touchdown



## DEFENSIVE GAME-BY-GAME

## TOTAL TACKLES

TOTAL TACKLES	UA-A	TOT	FUR	SC	N.C. A&T	CIT	SSU	KSU	UNA	MU	GWU	HAM	PC	CAM
SOSEBEE, J.	57-46	103	1-2	4-2	4-3	5-8	6-1	6-2	1-5	9-5	5-5	5-8	5-3	6-2
SALLEY, N.	49-24	73	7-2	4-1	3-2	2-3	2-3	12-3	3-1	3-3	3-2	3-2	1-0	6-2
CLINE, C.	48-25	73	6-1	4-2	7-2	4-5	2-2	3-0	3-1	7-3	7-4	2-0	0-3	3-2
WILLIAMS, A.	32-22	54	DNP	DNP	5-3	6-6	3-2	2-1	0-1	1-1	3-0	6-3	2-4	4-1
KING, E.	28-24	52	1-2	4-2	5-1	7-5	-	-	-	DNP	3-1	3-3	3-6	2-4
SVVARTH, K.	29-22	51	2-4	2-2	1-2	1-2	4-0	1-1	2-1	2-1	6-1	4-3	2-3	2-2
SAYEGH, G.	34-13	47	1-1	1-0	2-0	3-1	7-1	3-0	5-3	1-3	3-2	4-0	3-1	1-1
MCINTIRE, J.	25-21	46	2-6	5-1	-	2-1	2-1	2-3	2-6	4-2	3-0	2-0	0-1	1-0
SMALLS, D.	29-17	46	DNP	DNP	4-2	1-4	4-3	4-2	2-3	2-0	7-0	2-1	2-0	1-2
FUNNYE, E.	15-18	33	2-2	-	0-1	0-3	1-2	4-1	0-2	2-1	2-2	3-0	0-2	1-2
CRUZ, E.	26-3	29	-	3-2	5-0	1-0	-	-	3-0	4-0	3-0	4-0	2-0	1-1
MIMS, S.	17-10	27	0-2	2-2	2-0	0-3	1-0	0-1	-	3-0	-	3-0	2-0	4-2
POHAHAU, J.	13-7	20	-	1-1	0-1	1-0	2-0	1-1	0-2	2-2	-	DNP	2-0	4-0
MONTGOMERY, T.	14-5	19	-	1-1	0-1	DNP	1-0	2-0	DNP	-	DNP	4-1	5-2	DNP
STANLEY, J.	15-3	18	2-2	3-0	2-0	-	-	-	3-0	1-1	4-0	DNP	DNP	DNP
BEAMON, J.	7-6	13	-	0-1	1-0	3-1	1-1	0-1	-	0-1	0-1	-	2-0	-
KENNEDY, H.	7-5	12	4-3	2-2	1-0	-	-	-	-	-	-	-	-	-
FISHER, D.	10-2	12	DNP	DNP	DNP	-	-	DNP	1-0	DNP	1-0	3-1	1-0	4-1
CHIARAMONTE, J.	5-3	8	1-0	-	0-1	0-1	0-1	-	-	3-0	-	-	-	1-0
BELL, K.	3-3	6	-	1-1	0-1	-	-	-	-	-	2-0	-	-	0-1
JOHNSON, C.	4-1	5	2-0	2-1	-	-	-	DNP	DNP	DNP	DNP	DNP	DNP	DNP
LIBRETTO, J.	1-4	5	DNP	DNP	-	0-1	-	1-1	-	DNP	DNP	DNP	0-1	0-1
HAYDEN, Z.	2-3	5	0-2	2-0	-	-	-	-	-	-	-	-	0-1	-
COOK, L.	2-2	4	DNP	1-2	1-0	DNP	DNP	DNP	DNP	DNP	DNP	DNP	DNP	DNP
RICE III, J.	1-3	4	-	0-2	-	-	-	-	-	1-1	-	-	-	-
JACKSON, D.	3-1	4	0-1	1-0	DNP	-	-	1-0	1-0	DNP	-	-	-	DNP
CHAMBERS, J.	0-3	3	0-1	-	-	-	-	-	0-1	-	0-1	-	-	-
GODBOLT, J.	3-0	3	-	-	DNP	1-0	1-0	1-0	-	-	-	-	-	-
USRY, A.	1-2	3	DNP	DNP	-	-	-	-	-	-	0-1	-	0-1	1-0
LIVINGSTON, G.	3-0	3	DNP	DNP	DNP	DNP	DNP	DNP	-	-	-	2-0	-	1-0
BARNETT, K.	0-2	2	DNP	DNP	DNP	DNP	DNP	DNP	0-2	-	-	DNP	-	-
JORDAN, C.	1-1	2	DNP	1-1	-	-	DNP	DNP	DNP	DNP	DNP	DNP	-	DNP
SCHWARTING, G.	2-0	2	-	DNP	-	-	1-0	-	-	-	1-0	-	-	-
WILSON, T.	1-1	2	-	-	-	-	-	0-1	-	-	-	DNP	DNP	1-0
RAY, E.	1-1	2	1-0	-	-	-	0-1	-	-	-	-	-	-	-
HARALAMBIS, S.	1-0	1	-	-	-	-	1-0	-	-	-	-	-	-	-
MCDANIEL, D.	1-0	1	-	-	DNP	-	-	1-0	-	-	-	-	-	-
EVANS, Z.	1-0	1	-	-	-	1-0	-	-	-	-	-	-	-	-
REID, C.	1-0	1	-	-	-	-	-	-	-	DNP	1-0	-	-	DNP
JONES, D.	1-0	1	-	1-0	DNP	-	-	DNP	-	-	-	-	-	-
DUNBAR, J.	1-0	1	-	-	-	1-0	-	-	-	-	-	-	-	-
UNDERWOOD, T.	1-0	1	DNP	DNP	DNP	-	-	1-0	-	-	DNP	DNP	DNP	DNP
HOLSCLAW, J.	1-0	1	DNP	DNP	1-0	DNP	DNP	DNP	DNP	DNP	-	DNP	DNP	DNP
EARL, J.	1-0	1	-	-	1-0	-	DNP	DNP	DNP	DNP	DNP	DNP	DNP	DNP
SNIPES, J.	0-1	1	0-1	DNP	DNP	DNP	DNP	DNP	DNP	DNP	DNP	-	DNP	DNP
SCOTT, Q.	1-0	1	-	1-0	-	-	-	-	-	DNP	-	DNP	-	-
HARRIS, R.	1-0	1	-	-	-	-	-	-	-	-	-	1-0	-	DNP

## SACKS

SACKS	UA-A	TOT	FUR	SC	N.C. A&T	CIT	SSU	KSU	UNA	MU	GWU	HAM	PC	CAM
MIMS, S.	10-0	10.0	-	-	1.0-7	-	-	-	-	3.0-16	-	3.0-22	2.0-8	1.0-7
WILLIAMS, A.	8-0	8.0	DNP	DNP	1.0-2	-	1.0-2	-	-	-	2.0-11	1.0-6	2.0-4	1.0-3
SALLEY, N.	6-0	6.0	1.0-6	-	-	1.0-2	-	-	-	-	2.0-24	1.0-5	-	1.0-10
FUNNYE, E.	3-1	3.5	-	-	0.5-1	-	-	-	-	-	2.0-11	1.0-0	-	-
MCINTIRE, J.	2-0	2.0	-	-	-	-	-	-	1.0-9	-	-	1.0-13	-	-
POHAHAU, J.	1-1	1.5	-	-	0.5-2	-	-	-	-	-	-	DNP	1.0-7	-
KING, E.	1-0	1.0	-	-	-	-	-	-	-	DNP	-	-	1.0-4	-
SOSEBEE, J.	1-0	1.0	-	-	1.0-1	-	-	-	-	-	-	-	-	-
CHIARAMONTE, J.	1-0	1.0	-	-	-	-	-	-	-	1.0-17	-	-	-	-
SAYEGH, G.	1-0	1.0	-	-	-	-	-	-	-	-	-	-	1.0-5	-

## TACKLES FOR LOSS

TACKLES FOR LOSS	UA-A	TOT	FUR	SC	N.C. A&T	CIT	SSU	KSU	UNA	MU	GWU	HAM	PC	CAM
SALLEY, N.	14-7	17.5	3.0-10	-	0.5-6	1.5-3	2.0-6	2.5-2	-	1.5-3	3.0-27	1.0-5	-	2.5-12
WILLIAMS, A.	15-4	17.0	DNP	DNP	2.5-10	2.0-5	2.0-4	-	0.5-1	-	2.0-11	4.5-10	2.5-5	1.0-3
MIMS, S.	12-0	12.0	-	-	2.0-9	-	-	-	-	3.0-16	-	3.0-22	2.0-8	2.0-8
FUNNYE, E.	9-4	11.0	-	-	0.5-1	1.0-2	1.0-3	3.0-7	-	-	2.5-11	2.0-2	-	1.0-1
SOSEBEE, J.	6-3	7.5	-	-	1.0-1	0.5-1	2.5-6	1.0-3	1.0-1	-	0.5-1	1.0-2	-	-
SAYEGH, G.	5-2	6.0	-	-	-	-	3.0-4	-	0.5-1	0.5-2	-	-	2.0-8	-
SVVARTH, K.	4-2	5.0	-	-	0.5-1	-	1.0-2	-	-	-	1.0-1	1.5-2	-	1.0-3
MCINTIRE, J.	4-1	4.5	-	-	-	1.0-2	-	-	2.0-10	-	-	1.0-13	0.5-1	-
POHAHAU, J.	4-1	4.5	-	-	0.5-2	-	1.0-1	-	-	1.0-1	-	DNP	1.0-7	1.0-4
KING, E.	3-0	3.0	-	-	1.0-3	-	-	-	-	DNP	-	1.0-5	1.0-4	-
CRUZ, E.	2-1	2.5	-	-	-	-	-	-	-	1.0-6	-	-	1.0-4	0.5-1
CLINE, C.	1-2	2.0	-	-	1.5-5	-	0.5-2	-	-	-	-	-	-	-
BEAMON, J.	1-0	1.0	-	-	-	-	-	-	-	-	-	-	1.0-4	-
CHIARAMONTE, J.	1-0	1.0	-	-	-	-	-	-	-	1.0-17	-	-	-	-
SMALLS, D.	0-1	0.5	DNP	DNP	-	-	-	0.5-1	-	-	-	-	-	-

SPECIAL TEAMS GAME-BY-GAME

PUNT RETURNS

PUNT RETURNS	No-Yds	FUR	SC	N.C. A&T	CIT	SSU	KSU	UNA	MU	GWU	HAM	PC	CAM
SCHWARTING,G.	6-75	-	DNP	-	-	-	1-54	1-2	1-5	-	-	1-8	2-6
ROSS,I.	6-43	-	-	-	2-17	2-28	1-8	-	-	-	1-6	-	-
GODBOLT,J.	1-0	-	-	DNP	-	-	-	-	-	-	1-0	-	-
WALL,G.	5-13	2-10	-	3-3	DNP	DNP	-	-	DNP	DNP	DNP	DNP	DNP

KICK RETURNS

KICK RETURNS	No-Yds	FUR	SC	N.C. A&T	CIT	SSU	KSU	UNA	MU	GWU	HAM	PC	CAM
BAPTISTE,T.	5-112	DNP	DNP	3-73	-	1-25	1-14	DNP	DNP	-	-	DNP	-
WALL,G.4-76	2-51	2-25	-	DNP	DNP	-	-	DNP	DNP	DNP	DNP	DNP	-
WILSON,T.	3-56	-	-	-	-	-	-	1-31	1-11	-	DNP	DNP	1-14
ROSS,I.	4-51	-	-	-	-	-	2-43	1-0	-	-	1-8	-	-
REID,C.	3-46	-	-	1-15	1-12	1-19	-	-	DNP	-	-	-	DNP
CHATMON,K.	2-32	-	-	DNP	DNP	DNP	2-32	DNP	DNP	DNP	DNP	DNP	DNP
STEPHENS,I.	1-18	DNP	-	-	DNP	DNP	DNP	DNP	-	-	-	1-18	-
SVVARTH,K.	1-9	-	-	-	-	1-9	-	-	-	-	-	-	-
SAYEGH,G.	1-8	-	-	-	-	-	-	-	-	1-8	-	-	-

MISCELLANEOUS STATS

3RD-DOWN CONVERSIONS

Date	Opponent	Score	Overall		1st Qtr		2nd Qtr		3rd Qtr		4th Qtr		OT	
Aug. 31	at Furman	L, 13-46	5-14	35.7%	0-2	0.0%	2-5	40.0%	2-2	100.0%	1-5	20.0%		
Sept. 7	at South Carolina	L, 10-72	6-17	35.3%	0-4	0.0%	0-4	0.0%	3-5	6 0.0%	3-4	75.0%		
Sept. 14	N.C. A&T	L, 21-27	3-14	21.4%	1-3	33.3%	1-4	25.0%	1-5	2 0.0%	0-2	0.0%		
Sept. 21	at The Citadel	L, 13-22	6-16	37.5%	1-3	33.3%	3-6	50.0%	1-5	20.0%	1-2	50.0%		
Oct. 5	Savannah State	W, 24-19	4-10	40.0%	1-3	33.3%	3-5	60.0%	0-0	0.0%	0-2	0.0%		
Oct. 12	at Kennesaw State	L, 23-45	10-20	50.0%	1-3	33.3%	3-6	50.0%	3-5	60.0%	3-6	50.0%		
Oct. 19	at North Alabama	W, 25-20	8-17	47.1%	2-5	40.0%	1-4	25.0%	3-5	60.0%	2-3	66.7%		
Oct. 26	Monmouth	L, 13-35	4-14	28.6%	3-6	50.0%	1-4	25.0%	0-2	0.0%	0-2	0.0%		
Nov. 2	at Gardner-Webb	W, 30-27	7-17	41.2%	2-4	50.0%	3-5	60.0%	2-3	66.7%	0-5	0.0%		
Nov. 9	Hampton	W, 27-20	6-17	35.3%	2-5	40.0%	0-3	0.0%	2-3	66.7%	1-5	20.0%	1-1	100.0%
Nov. 16	at Presbyterian	W, 27-7	4-13	30.8%	4-6	66.7%	0-3	0.0%	0-2	0.0%	0-2	0.0%		
Nov. 23	Campbell	W, 41-31	9-17	52.9%	4-5	80.0%	3-6	50.0%	0-2	0.0%	2-4	50.0%		
Charleston Southern			72-186	38.7%	21-49	42.9%	20-55	36.4%	17-39	43.6%	13-42	31.0%	1-1	100.0%
Opponents			53-165	32.1%	11-34	32.4%	15-47	31.9%	12-39	30.8%	15-44	34.1%	0-1	0.0%

4TH-DOWN CONVERSIONS

Date	Opponent	Score	Overall		1st Qtr		2nd Qtr		3rd Qtr		4th Qtr		OT	
Aug. 31	at Furman	L, 13-46	0-1	0.0%	0-0	0.0%	0-0	0.0%	0-0	0.0%	0-1	0.0%		
Sept. 7	at South Carolina	L, 10-72	0-2	0.0%	0-0	0.0%	0-1	0.0%	0-1	0.0%	0-0	0.0%		
Sept. 14	N.C. A&T	L, 21-27	0-0	0.0%	0-0	0.0%	0-0	0.0%	0-0	0.0%	0-0	0.0%		
Sept. 21	at The Citadel	L, 13-22	0-2	0.0%	0-0	0.0%	0-0	0.0%	0-1	0.0%	0-1	0.0%		
Oct. 5	Savannah State	W, 24-19	0-0	0.0%	0-0	0.0%	0-0	0.0%	0-0	0.0%	0-0	0.0%		
Oct. 12	at Kennesaw State	L, 23-45	0-1	0.0%	0-0	0.0%	0-0	0.0%	0-0	0.0%	0-1	0.0%		
Oct. 19	at North Alabama	W, 25-20	1-2	50.0%	1-1	100.0%	0-1	0.0%	0-0	0.0%	0-0	0.0%		
Oct. 26	Monmouth	L, 13-35	0-2	0.0%	0-0	0.0%	0-0	0.0%	0-1	0.0%	0-1	0.0%		
Nov. 2	at Gardner-Webb	W, 30-27	0-0	0.0%	0-0	0.0%	0-0	0.0%	0-0	0.0%	0-0	0.0%		
Nov. 9	Hampton	W, 27-20	0-0	0.0%	0-0	0.0%	0-0	0.0%	0-0	0.0%	0-0	0.0%	0-0	0.0%
Nov. 16	at Presbyterian	W, 27-7	1-1	100.0%	1-1	100.0%	0-0	0.0%	0-0	0.0%	0-0	0.0%		
Nov. 23	Campbell	W, 41-31	0-0	0.0%	0-0	0.0%	0-0	0.0%	0-0	0.0%	0-0	0.0%		
Charleston Southern			2-11	18.2%	2-2	100.0%	0-2	0.0%	0-3	0.0%	0-4	0.0%	0-0	0.0%
Opponents			17-27	63.0%	4-4	100.0%	3-4	75.0%	5-9	55.6%	5-9	55.6%	0-1	0.0%

TIME OF POSSESSION

Date	Opponent	Score	Overall	1st Qtr	2nd Qtr	3rd Qtr	4th Qtr	OT Qtr
Aug. 31	at Furman	L, 13-46	27:59	5:22	5:59	6:38	10:00	
Sept. 7	at South Carolina	L, 10-72	33:56	6:45	6:24	9:12	11:35	
Sept. 14	N.C. A&T	L, 21-27	28:07	6:15	7:11	9:15	5:26	
Sept. 21	at The Citadel	L, 13-22	23:53	3:25	7:06	8:08	5:14	
Oct. 5	Savannah State	W, 24-19	31:33	9:13	9:12	7:48	5:20	
Oct. 12	at Kennesaw State	L, 23-45	28:05	4:03	11:20	6:22	6:20	
Oct. 19	at North Alabama	W, 25-20	37:01	8:57	8:45	11:27	7:52	
Oct. 26	Monmouth	L, 13-35	27:51	10:02	7:19	6:13	4:17	
Nov. 2	at Gardner-Webb	W, 30-27	28:16	8:29	7:36	4:42	7:29	
Nov. 9	Hampton	W, 27-20	25:18	5:37	5:17	6:20	8:04	0:00
Nov. 16	at Presbyterian	W, 27-7	26:54	10:45	6:08	2:58	7:03	
Nov. 23	Campbell	W, 41-31	30:49	9:24	7:36	4:15	9:34	
Charleston Southern		Total	349:42	88:17	89:53	83:18	88:14	0:00
		Avg.	29:08	7:21	7:29	6:56	7:21	0:00
Opponents		Total	370:18	91:43	90:07	96:42	91:46	0:00
		Avg.	30:51	7:38	7:30	8:03	7:38	0:00



STARTING EXPERIENCE													
OFFENSE	'17	'18	'19	'20	Tot	Strk	DEFENSE	'17	'18	'19	'20	Tot	Strk
Kendrick Bell			2		2	2	Cody Cline			12		12	12
Quinn Caballero			6		6	5	Dennis Fisher			2		2	-
Jack Chambers		1	11		12	8	Trayson Fowler			1		1	-
Jamari Dunbar		1	1		2	-	Hombre Kennedy			2		2	-
Demetrius Jones			2		2	-	Justin McIntire			9		9	-
Ross Malmgren			1		1	-	Shaundre Mims		1	4		5	-
Daviyon McDaniel			11		11	11	Jerome Rice III			1		1	-
JT Melton			9		9	-	Nick Salley			11		11	9
Ben Moxley			3		3	3	Garrett Sayegh			1		1	-
Preston Nichols			12		12	6	Jarrold Stanley			7		7	-
Bailey Ottaway			1		1	-	Kyle Syvarth		3	5		8	3
Isaac Ross			8		8	-	Tavian Montgomery			3		3	-
Garris Schwarting		2	11		13	4	Anton Williams			10		10	10
Isaiah Stephens			1		1	-							
Geoffrey Wall	3	3	2		8	-							
Terrence Wilson	2	10	1		13	-							

2019 TEAM TOTALS

TEAM TOTALS GAME-BY-GAME

	Score	1st Downs	Rushing (No-Yds-TD)	Passing (C-A-Y-Yds-TD)	Total Offense (Ply-Yds)	Punts No-Avg	Fumbles No-Lost	Penalties No-Yds	KO Ret. No-Yds	Punt Ret. No-Yds	Int. Ret. No-Yds	3rd-Dn Convs.	Time of Poss.
CHARLESTON SO.	13	18	39-185-2	18-26-0-192-0	65-377	7-46.9	2-1	9-67	2-25.5	2-(-10)	-	5-of-14	27:59
at Furman	46	27	40-369-5	17-23-0-140-1	63-509	4-45.0	0-0	4-42	3-20.0	2-18	-	6-of-12	32:01
CHARLESTON SO.	10	14	24-72-0	26-46-3-195-1	70-267	6-43.3	0-0	2-14	2-12.5	0-0	1-1	6-of-17	33:56
at South Carolina	72	29	38-493-0	25-31-1-282-2	69-775	0-0	1-1	3-35	2-5.5	2-12.0	3-6	4-of-7	26:04
CHARLESTON SO.	21	18	25-48-1	26-41-2-233-2	66-281	10-42.5	0-0	4-36	4-22.0	3-(-3)	0-0	3-of-14	28:07
vs. N.C. A&T	27	20	43-292-2	14-29-0-175-0	72-467	8-40.5	2-1	11-124	4-22.8	2-17.0	2-0	2-of-15	31:53
CHARLESTON SO.	13	15	34-176-0	14-34-1-204-1	68-380	6-35.3	0-0	9-41	1-12.0	2-8.5	0-0	6-of-16	23:53
at The Citadel	22	15	58-197-2	3-5-0-81-1	63-278	9-43.9	0-0	7-57	3-15.7	1-0.0	1-6	3-of-14	36:07
CHARLESTON SO.	24	27	41-184-1	24-35-3-231-2	76-415	2-57.5	1-1	5-40	3-17.7	2-14.0	1-12	4-of-10	31:33
vs. Savannah State	19	10	44-200-2	4-12-1-40-0	56-240	6-41.0	2-0	2-21	2-13.5	1-1.0	3-33	3-of-14	28:27
CHARLESTON SO.	23	17	30-84-0	20-45-1-296-2	75-380	6-39.8	1-0	7-60	5-17.8	2-23.0	0-0	10-of-20	28:05
at Kennesaw State*	45	17	51-342-6	5-10-0-106-0	61-448	5-42.0	2-1	11-122	6-24.3	2-9.5	1-26	4-of-12	31:55
CHARLESTON SO.	25	25	58-271-1	15-27-1-158-1	85-429	3-46.3	0-0	3-20	2-15.5	1-2.0	3-34	8-of-17	37:01
at North Alabama	20	13	22-59-1	15-32-3-206-0	54-265	4-41.5	1-0	4-40	6-20.0	2-6.5	1-62	3-of-13	22:59
CHARLESTON SO.	13	17	26-140-1	24-39-0-231-0	65-371	5-46.2	0-0	7-50	1-11.0	1-5.0	1-9	4-of-14	27:51
vs. Monmouth*	35	24	49-345-2	15-27-1-194-3	76-539	2-38.5	0-0	6-43	0-0.0	3-5.0	0-0	6-of-14	32:09
CHARLESTON SO.	30	14	34-148-2	25-37-0-191-2	71-339	7-40.3	2-2	10-95	1-8.0	0-0.0	2-6	7-of-17	28:05
at Gardner-Webb*	27	27	26-55-0	33-53-2-316-4	79-371	5-44.2	4-3	3-30	6-9.5	2-0.0	0-0	4-of-14	31:45
CHARLESTON SO.	27	14	33-44-2	12-30-1-231-1	63-275	7-39.3	2-1	5-41	1-8.0	2-3.0	3-36	6-of-17	25:18
vs. Hampton*	20	19	38-70-0	26-47-3-298-3	85-368	6-40.5	1-1	8-100	3-9.3	1-12.0	1-0	8-of-19	34:42
CHARLESTON SO.	27	18	40-213-1	14-24-2-128-2	64-341	5-42.8	1-1	8-60	1-18.0	1-8.0	2-13	4-of-13	26:54
at Presbyterian*	7	15	31-37-1	20-38-2-255-0	69-292	6-28.3	4-2	5-40	3-16.7	0-0.0	2-0	7-of-17	33:06
CHARLESTON SO.	41	24	45-269-1	17-29-1-217-4	74-486	5-46.8	0-0	6-50	1-14.0	2-3.0	1-0	9-of-17	30:49
vs. Campbell*	31	21	46-226-3	12-25-1-156-1	71-382	6-44.7	1-1	13-117	3-18.7	2-6.5	1-33	3-of-14	29:11

STARTING LINEUPS														
Offense	WR	LT	LG	C	RG	RT	WR	WR	QB	RB	RB/WR/TE	PK	P	
at Furman	J. Williams	McDaniel	Evans	Melton	Haralambis	Nichols	K. Brown	Schwarting	Chambers	Dunbar	Harris	Toole	Reighard	
at South Carolina	Caballero	McDaniel	Evans	Melton	Haralambis	Nichols	Wall	Reid	Chambers	Harris	Stephens	Braddock	Reighard	
vs. North Carolina A&T	Ross	McDaniel	Evans	Melton	Haralambis	Nichols	K. Brown	Wall	Chambers	Harris	Wilson	Usry	Reighard	
at The Citadel	J. Williams	McDaniel	Evans	Melton	Haralambis	Nichols	K. Brown	Schwarting	Chambers	Harris	Ross	Usry	Reighard	
Savannah State	J. Williams	McDaniel	Evans	Melton	Haralambis	Nichols	K. Brown	Schwarting	Chambers	Harris	Ross	Usry	Reighard	
at Kennesaw State*	Caballero	McDaniel	Evans	Melton	Haralambis	Nichols	K. Brown	Schwarting	Chambers	Wilson	Ross	Usry	Reighard	
at North Alabama	J. Williams	Ottaway	Evans	Melton	Haralambis	Nichols	K. Brown	Schwarting	Chambers	Scott	Ross	Usry	Reighard	
Monmouth*	Caballero	McDaniel	Evans	Melton	Haralambis	Nichols	Jones	Ross	Chambers	Harris	Hatten	Usry	Reighard	
at Gardner-Webb*	Caballero	McDaniel	Evans	Melton	Haralambis	Nichols	K. Brown	Ross	Chambers	Harris	Ross	Usry	Reighard	
Hampton*	Caballero	McDaniel	Evans	Moxley	Haralambis	Nichols	Baptiste	D. Jones	Chambers	Harris	Schwarting	Usry	Reighard	
at Presbyterian*	Caballero	McDaniel	Evans	Moxley	Haralambis	Nichols	K. Brown	J. Williams	Chambers	Bell	Schwarting	Usry	Reighard	
Campbell*	Caballero	McDaniel	Evans	Moxley	Haralambis	Nichols	K. Brown	Schwarting	Chambers	Bell	Ross	Usry	Reighard	
Defense	DE	DT	NT	BUC	LB	LB	LB	CB	CB	SS	FS	KO		
at Furman	Mims	Funnye	Beamon	Salley	Rice III	Syvarth	McIntire	Cruz	Stanley	Kennedy	Cline	Toole		
at South Carolina	Mims	Pohahau	Beamon	Salley	Sosebee	King	McIntire	Cruz	Stanley	Kennedy	Cline	Toole		
vs. North Carolina A&T	Mims	Pohahau	Beamon	A. Williams	Sosebee	King	McIntire	Cruz	Stanley	Smalls	Cline	Toole		
at The Citadel	Salley	Pohahau	Beamon	A. Williams	Sosebee	King	McIntire	Cruz	Stanley	Smalls	Cline	Toole		
Savannah State	Salley	Pohahau	Beamon	A. Williams	Sosebee	King	McIntire	Cruz	Montgomery	Smalls	Cline	Toole		
at Kennesaw State*	Salley	Pohahau	Funnye	A. Williams	Sosebee	Syvarth	McIntire	Cruz	Montgomery	Smalls	Cline	Toole		
at North Alabama	Salley	Pohahau	Beamon	A. Williams	Sosebee	Sayegh	McIntire	Cruz	Stanley	Smalls	Cline	Braddock		
Monmouth*	Salley	Pohahau	Beamon	A. Williams	Sosebee	Fowler	McIntire	Cruz	Stanley	Smalls	Cline	Usry		
at Gardner-Webb*	Salley	Pohahau	Beamon	A. Williams	Sosebee	King	McIntire	Cruz	Stanley	Smalls	Cline	Usry		
Hampton*	Salley	Funnye	Beamon	A. Williams	Sosebee	King	Syvarth	Cruz	Fisher	Smalls	Cline	Usry		
at Presbyterian*	Salley	Pohahau	Mims	A. Williams	Sosebee	King	Syvarth	Cruz	Montgomery	Smalls	Cline	Usry		
Campbell*	Salley	Pohahau	Mims	A. Williams	Sosebee	King	Syvarth	Cruz	Fisher	Smalls	Cline	Usry		

# 2021 CHARLESTON SOUTHERN SPRING FOOTBALL

# GAME 1 | AT KENNESAW STATE

PARTICIPATION														
#	Name	GP/GS	FUR	SC	NCAT	CIT	SSU	KSU	UNA	MU	GWU	HAM	PC	CAM
84	BAPTISTE,T.	7/1	...	...	XXX	XXX	XXX	XXX	...	...	XXX	START	...	XXX
39	BARNETT, K.	5/-	...	...	...	...	...	...	XXX	XXX	XXX	...	XXX	XXX
42	BEAMON,J.	12/9	START	START	START	START	START	START	START	START	START	XXX	XXX	XXX
23	BELL,K.	12/2	XXX	XXX	XXX	XXX	XXX	XXX	XXX	XXX	XXX	XXX	START	START
97	BRADDOCK,M.	3/-	...	XXX	...	...	...	XXX	XXX	...	...	...	...	...
11	BROWN,K.	10/9	START	XXX	START	START	START	START	START	...	START	...	START	START
80	CABALLERO,Q.	11/6	XXX	START	...	XXX	XXX	START	XXX	START	XXX	START	START	START
8	CHAMBERS,J.	12/11	START	START	START	XXX	START	START	START	START	START	START	START	START
19	CHATMON,K.	3/-	XXX	XXX	...	...	...	XXX	...	...	...	...	...	...
9	CHIARAMONTE,J.	12/-	XXX	XXX	XXX	XXX	XXX	XXX	XXX	XXX	XXX	XXX	XXX	XXX
30	CLINE,C.	12/12	START	START	START	START	START	START	START	START	START	START	START	START
25	COOK,L.	2/-	...	XXX	XXX	...	...	...	...	...	...	...	...	...
67	CRUMP,J.	1/-	...	...	...	...	...	...	...	...	...	...	...	XXX
20	CRUZ,E.	12/12	START	START	START	START	START	START	START	START	START	START	START	START
3	DOUGLAS,D.	2/-	...	...	...	...	...	...	...	...	...	XXX	XXX	...
22	DUNBAR,J.	12/1	START	XXX	XXX	XXX	XXX	XXX	XXX	XXX	XXX	XXX	XXX	XXX
7	EARL,J.	4/-	XXX	XXX	XXX	XXX	...	...	...	...	...	...	...	...
78	EVANS,Z.	12/11	START	START	START	START	START	START	START	START	START	START	START	XXX
32	FISHER,D.	7/2	...	...	...	XXX	XXX	...	XXX	...	XXX	START	XXX	START
36	FOWLER,T.	12/1	XXX	XXX	XXX	XXX	XXX	XXX	XXX	START	XXX	XXX	XXX	XXX
91	FUNNYE,E.	12/4	START	XXX	XXX	XXX	XXX	XXX	XXX	XXX	XXX	START	START	START
80	GODBOLT,J.	11/-	XXX	XXX	...	XXX	XXX	XXX	XXX	XXX	XXX	XXX	XXX	XXX
65	HARALAMBIS,S.	12/12	START	START	START	START	START	START	START	START	START	START	START	START
35	HARMON,G.	10/-	...	XXX	...	XXX	XXX	XXX	XXX	XXX	XXX	XXX	XXX	XXX
87	HARRIS,B.	1/-	...	...	...	...	...	...	...	XXX	...	...	...	...
2	HARRIS,R.	11/9	START	START	START	START	START	START	XXX	START	START	START	XXX	...
12	HATTEN,T.	10/1	XXX	XXX	XXX	XXX	XXX	XXX	XXX	START	...	...	XXX	XXX
20	HAYDEN, Z.	12/-	XXX	XXX	XXX	XXX	XXX	XXX	XXX	XXX	XXX	XXX	XXX	XXX
74	HENRY,L.	5/2	...	XXX	START	...	...	...	...	...	XXX	XXX	...	START
59	HOLSCLAW,J.	2/-	...	...	XXX	...	...	...	...	...	XXX	...	...	...
48	JACKSON,D.	9/-	XXX	XXX	...	XXX	XXX	XXX	XXX	...	XXX	XXX	XXX	...
14	JOHNSON,C.	5/-	XXX	XXX	XXX	XXX	XXX	...	...	...	...	...	...	...
81	JONES,D.	10/2	XXX	XXX	...	XXX	XXX	...	XXX	START	XXX	START	XXX	XXX
18	JORDAN, C.	4/-	...	XXX	XXX	XXX	...	...	...	...	...	...	XXX	...
16	KENNEDY,H.	12/4	START	START	START	XXX	XXX	START	XXX	XXX	XXX	XXX	XXX	XXX
10	KING,E.	11/9	XXX	START	START	START	START	START	XXX	...	START	START	START	START
51	LIBRETTO,J.	7/-	...	...	XXX	XXX	XXX	XXX	XXX	...	...	...	XXX	XXX
28	LIVINGSTON,G.	6/-	...	...	...	...	...	...	XXX	XXX	XXX	XXX	XXX	XXX
50	MALMGREN,R.	4/1	...	XXX	XXX	START	...	XXX	...	...	...	...	...	...
71	MCDANIEL,D.	11/10	START	START	...	START	START	START	XXX	START	START	START	START	START
43	MCINTIRE,J.	12/8	START	START	XXX	START	START	START	START	START	START	START	XXX	XXX
76	MELTON,J.	10/9	START	START	START	START	START	START	START	START	START	...	XXX	...
4R	MELVIN,M.	5/-	...	XXX	...	...	XXX	XXX	XXX	...	...	...	XXX	...
90	MIMS,S.	12/4	START	START	XXX	XXX	XXX	START	XXX	XXX	XXX	START	XXX	XXX
1C	MONTGOMERY, T.	10/2	XXX	XXX	START	...	XXX	XXX	...	XXX	...	XXX	START	...
50	MOXLEY,B.	3/3	...	...	...	...	...	...	...	...	...	START	START	START
55	NICHOLS,P.	12/12	START	START	START	START	START	START	START	START	START	START	START	START
4	NIXON,D.	5/-	...	...	...	...	...	...	XXX	...	XXX	XXX	XXX	XXX
82	NWAUBI,B.	7/-	...	...	...	...	...	XXX	XXX	XXX	XXX	XXX	XXX	XXX
56	OTTAWAY,B.	10/1	XXX	XXX	XXX	XXX	XXX	XXX	START	XXX	...	XXX	...	XXX
45	POHAU,J.	11/9	XXX	START	XXX	START	START	START	START	START	START	...	START	START
49	RAY,E.	12/-	XXX	XXX	XXX	XXX	XXX	XXX	XXX	XXX	XXX	XXX	XXX	XXX
1	REID,C.	10/4	XXX	START	XXX	XXX	START	XXX	START	...	START	XXX	XXX	...
95	REIGHARD,K.	12/-	XXX	XXX	XXX	XXX	XXX	XXX	XXX	XXX	XXX	XXX	XXX	XXX
41	RICE III,J.	12/2	START	XXX	START	XXX	XXX	XXX	XXX	XXX	XXX	XXX	XXX	XXX
89	ROBERTS,T.	1/-	...	...	...	...	...	XXX	...	...	...	...	...	...
96	ROCK,R.	2/-	...	...	...	XXX	...	...	...	...	XXX	...	...	...
88	ROSS,I.	12/7	XXX	XXX	START	START	START	XXX	START	START	START	XXX	XXX	START
33	SALLEY,N.	12/12	START	START	START	START	START	START	START	START	START	START	START	START
40	SAYEGH,G.	12/1	XXX	XXX	XXX	XXX	XXX	XXX	START	XXX	XXX	XXX	XXX	XXX
86	SCHWARTING,G.	11/9	START	...	START	START	START	XXX	START	XXX	START	START	START	START
15	SCOTT,Q.	10/2	XXX	XXX	XXX	XXX	XXX	START	START	...	XXX	...	XXX	XXX
10	SMALLS,D.	10/5	...	...	XXX	START	XXX	XXX	XXX	START	XXX	START	START	START
83	SMITH,P.	2/-	XXX	XXX	...	...	...	...	...	...	...	...	...	...
52	SNIPES,J.	2/-	XXX	...	...	...	...	...	...	...	...	XXX	...	...
5	SOSEBEE,J.	12/11	XXX	START	START	START	START	START	START	START	START	START	START	START
44	SPITULSKI,N.	3/-	XXX	...	XXX	...	...	...	XXX	...	...	...	...	...
6	STANLEY,J.	9/9	START	START	START	START	START	START	START	START	START	...	...	...
85	STEPHENS,I.	7/1	...	START	XXX	...	...	...	...	XXX	XXX	XXX	XXX	XXX
38	SVVARTH,K.	12/5	START	XXX	START	XXX	XXX	XXX	XXX	XXX	XXX	START	START	START
48	TAYLOR,A.	2/-	...	...	...	...	...	...	...	...	XXX	...	XXX	...
98	TOOLE,N.	6/-	XXX	XXX	XXX	XXX	XXX	XXX	...	...	...	...	...	...
79	TYLSKI,J.	1/-	...	...	...	...	...	...	...	...	...	XXX	...	...
29	UNDERWOOD,T.	5/-	...	...	...	XXX	XXX	XXX	XXX	XXX	...	...	...	...
47	USRY,A.	10/-	...	...	XXX	XXX	XXX	XXX	XXX	XXX	XXX	XXX	XXX	XXX
4	WALL,G.	5/3	XXX	START	START	...	...	START	XXX	...	...	...	...	...
31	WILLIAMS,A.	10/8	...	...	XXX	START	START	XXX	START	START	START	START	START	START
13	WILLIAMS,J.	11/5	START	XXX	XXX	START	START	XXX	START	XXX	...	XXX	START	XXX
26	WILSON,T.	10/-	XXX	XXX	XXX	XXX	XXX	XXX	XXX	XXX	XXX	...	...	XXX

## ■ 2019 INDIVIDUAL SUPERLATIVES

### ■ MOST BY A BUCCANEER

Rushes	28	DUNBAR, Jamari at North Alabama (Oct 19, 2019)
Yards Rushing	123	DUNBAR, Jamari at North Alabama (Oct 19, 2019)
		BELL, Kendrick at Presbyterian (Nov 16, 2019)
		BELL, Kendrick vs Campbell (Nov 23, 2019)
TD Rushes	2	DOUGLAS, Darius vs Hampton (Nov 09, 2019)
Long Rush	70	CHAMBERS, Jack at Gardner-Webb (Nov 02, 2019)
Pass attempts	45	CHAMBERS, Jack at Kennesaw State (Oct 12, 2019)
Pass completions	25	CHAMBERS, Jack at Gardner-Webb (Nov 02, 2019)
Yards Passing	296	CHAMBERS, Jack at Kennesaw State (Oct 12, 2019)
TD Passes	4	CHAMBERS, Jack vs Campbell (Nov 23, 2019)
Long Pass	59	CHAMBERS, Jack vs Hampton (Nov 09, 2019)
Receptions	9	BROWN, Kameron vs NCAT (Sep 14, 2019)
Yards Receiving	131	SCHWARTING, Garris at Kennesaw State (Oct 12, 2019)
TD Receptions	3	BROWN, Kameron vs Campbell (Nov 23, 2019)
Long Reception	59	JONES, Demetrius vs Hampton (Nov 09, 2019)
Field Goals	4	USRY, Alex at North Alabama (Oct 19, 2019)
Long Field Goal	52	USRY, Alex at North Alabama (Oct 19, 2019)
Punts	10	REIGHARD, Kyle vs NCAT (Sep 14, 2019)
Punting Avg	57.5	REIGHARD, Kyle vs Savannah State (Oct 05, 2019)
Long Punt	72	REIGHARD, Kyle vs Savannah State (Oct 05, 2019)
Punts inside 20	4	REIGHARD, Kyle vs NCAT (Sep 14, 2019)
Long Punt Return	54	SCHWARTING, Garris at Kennesaw State (Oct 12, 2019)
Long Kickoff Return	31	WILSON, Terrence at North Alabama (Oct 19, 2019)
Tackles	15	SALLEY, Nick at Kennesaw State (Oct 12, 2019)
Sacks	3.0	MIMS, Shaundre vs Monmouth (Oct 26, 2019)
		MIMS, Shaundre vs Hampton (Nov 09, 2019)
Tackles For Loss	4.5	WILLIAMS, Anton vs Hampton (Nov 09, 2019)
Interceptions	1	Thirteen Times

### ■ MOST BY AN OPPONENT

Rushes	25	MARTIN, J., vs NCAT (Sep 14, 2019)
Yards Rushing	299	MARTIN, J., vs NCAT (Sep 14, 2019)
TD Rushes	3	Harris, Kevin, at South Carolina (Sep 07, 2019)
		DAVID, Daniel, at Kennesaw State (Oct 12, 2019)
Long Rush	84	MARTIN, J., vs NCAT (Sep 14, 2019)
Pass attempts	52	WHITLOW, K., at Gardner-Webb (Nov 02, 2019)
Pass completions	33	WHITLOW, K., at Gardner-Webb (Nov 02, 2019)
Yards Passing	316	WHITLOW, K., at Gardner-Webb (Nov 02, 2019)
TD Passes	4	WHITLOW, K., at Gardner-Webb (Nov 02, 2019)
Long Pass	60	Hilinski, Ryan, at South Carolina (Sep 07, 2019)
Receptions	14	GATHINGS, I., at Gardner-Webb (Nov 02, 2019)
Yards Receiving	172	GATHINGS, I., at Gardner-Webb (Nov 02, 2019)
TD Receptions	3	Bonds, Jadaakis, vs Hampton (Nov 09, 2019)
Long Reception	60	Edwards, Bryan, at South Carolina (Sep 07, 2019)
Field Goals	4	RUIZ, Noel, vs NCAT (Sep 14, 2019)
Long Field Goal	49	LUGO, Giovanni, vs Savannah State (Oct 05, 2019)
Punts	9	Matt Campbell, at The Citadel (Sep 21, 2019)
Punting Avg	45.0	Grayson Atkins, at Furman (Aug 31, 2019)
Long Punt	68	LUGO, Giovanni, vs Savannah State (Oct 05, 2019)
Punts inside 20	3	Matt Campbell, at The Citadel (Sep 21, 2019)
		LUGO, Giovanni, vs Savannah State (Oct 05, 2019)
Long Punt Return	32	BANKS, Korey, vs NCAT (Sep 14, 2019)
Long Kickoff Return	64	Andre Little, at North Alabama (Oct 19, 2019)
Tackles	16	CAMPBELL, Colby, at Presbyterian (Nov 16, 2019)
Sacks	2.0	Groom, Kentrell, vs Hampton (Nov 09, 2019)
Tackles For Loss	3.5	WILLIAMS, J., vs NCAT (Sep 14, 2019)
Interceptions	1	1, Fifteen Times

## ■ 2019 TEAM SUPERLATIVES

### ■ BUCCANEER GAME HIGHS

Rushes	58	at North Alabama (Oct 19, 2019)
Yards Rushing	271	at North Alabama (Oct 19, 2019)
Yards Per Rush	6.0	vs Campbell (Nov 23, 2019)
TD Rushes	2	at Furman (Aug 31, 2019)
		at Gardner-Webb (Nov 02, 2019)
		vs Hampton (Nov 09, 2019)
Pass attempts	46	at South Carolina (Sep 07, 2019)
Pass completions	26	at South Carolina (Sep 07, 2019)
		vs NCAT (Sep 14, 2019)
Yards Passing	296	at Kennesaw State (Oct 12, 2019)
Yards Per Pass	7.7	vs Hampton (Nov 09, 2019)
TD Passes	4	vs Campbell (Nov 23, 2019)
Total Plays	85	at North Alabama (Oct 19, 2019)
Total Offense	486	vs Campbell (Nov 23, 2019)
Yards Per Play	6.6	vs Campbell (Nov 23, 2019)
Points	41	vs Campbell (Nov 23, 2019)
Sacks By	7	vs Hampton (Nov 09, 2019)
		at Presbyterian (Nov 16, 2019)
First Downs	27	vs Savannah State (Oct 05, 2019)
Penalties	10	at Gardner-Webb (Nov 02, 2019)
Penalty Yards	95	at Gardner-Webb (Nov 02, 2019)
Turnovers	4	vs Savannah State (Oct 05, 2019)
Interceptions By	3	at North Alabama (Oct 19, 2019)
		vs Hampton (Nov 09, 2019)
		vs NCAT (Sep 14, 2019)
Punts	10	vs NCAT (Sep 14, 2019)
Punting Avg	57.5	vs Savannah State (Oct 05, 2019)
Long Punt	72	vs Savannah State (Oct 05, 2019)
Punts inside 20	4	vs NCAT (Sep 14, 2019)
Long Punt Return	54	at Kennesaw State (Oct 12, 2019)

### ■ OPPONENT GAME HIGHS

Rushes	58	at The Citadel (Sep 21, 2019)
Yards Rushing	493	at South Carolina (Sep 07, 2019)
Yards Per Rush	13.0	at South Carolina (Sep 07, 2019)
TD Rushes	8	at South Carolina (Sep 07, 2019)
Pass attempts	53	at Gardner-Webb (Nov 02, 2019)
Pass completions	33	at Gardner-Webb (Nov 02, 2019)
Yards Passing	316	at Gardner-Webb (Nov 02, 2019)
Yards Per Pass	16.2	at The Citadel (Sep 21, 2019)
TD Passes	4	at Gardner-Webb (Nov 02, 2019)
Total Plays	85	vs Hampton (Nov 09, 2019)
Total Offense	775	at South Carolina (Sep 07, 2019)
Yards Per Play	11.2	at South Carolina (Sep 07, 2019)
Points	72	at South Carolina (Sep 07, 2019)
Sacks By	5	at Furman (Aug 31, 2019)
First Downs	29	at South Carolina (Sep 07, 2019)
Penalties	13	vs Campbell (Nov 23, 2019)
Penalty Yards	124	vs NCAT (Sep 14, 2019)
Turnovers	5	at Gardner-Webb (Nov 02, 2019)
Interceptions By	3	at South Carolina (Sep 07, 2019)
		vs Savannah State (Oct 05, 2019)
Punts	9	at The Citadel (Sep 21, 2019)
Punting Avg	45.0	at Furman (Aug 31, 2019)
Long Punt	68	vs Savannah State (Oct 05, 2019)
Punts inside 20	3	at The Citadel (Sep 21, 2019)
		vs Savannah State (Oct 05, 2019)
Long Punt Return	32	vs NCAT (Sep 14, 2019)

## ALL-TIME SERIES RECORDS AGAINST 2019 OPPONENTS/CONFERENCES

## 2021 SPRING FIRST MEETINGS

Robert Morris..... March 20

## KENNESAW STATE

## 1-2 (.333), 1-1 HOME, 0-1 AWAY

Nov. 7, 2015 (A).....28-14\*

Nov. 19, 2016 (H).....28-7 W

Nov. 11, 2017 (A).....0-38 L

Oct. 27, 2018 (H).....10-38 L

Oct. 12, 2019 (A).....23-45 L

Mar. 13, 2021 (A).....1 p.m.

## MONMOUTH

## 1-3 (.250), 0-2 HOME, 1-1 AWAY

Nov. 1, 2014 (A).....27-0\*

Oct. 10, 2015 (H).....37-7\*

Sept. 24, 2016 (A).....35-7 W

Oct. 28, 2017 (H).....20-23 L

Nov. 3, 2018 (A).....3-38 L

Oct. 26, 2019 (H).....13-35 L

Mar. 27, 2021 (A).....1 p.m.

## GARDNER-WEBB

## 7-10 (.412), 4-4 HOME, 3-6 AWAY

Sept. 12, 1992 (A).....0-56 L

Nov. 9, 2002 (H).....15-57 L

Nov. 8, 2003 (A).....0-46 L

Nov. 13, 2004 (H).....0-18 L

Nov. 5, 2005 (A).....38-7 W

Nov. 4, 2006 (H).....28-14 W

Oct. 27, 2007 (A).....25-29 L

Oct. 4, 2008 (H).....13-10 W

Oct. 17, 2009 (A).....20-27 L

Oct. 16, 2010 (H).....25-35 L

Oct. 29, 2011 (A).....7-14, L

Nov. 10, 2012 (H).....28-10 W

Nov. 16, 2013 (A).....10-27 L

Nov. 8, 2014 (H).....44-14\*

Oct. 24, 2015 (A).....34-0\*

Nov. 5, 2016 (H).....10-17 L

Nov. 4, 2017 (A).....10-9 W

Nov. 10, 2018 (H).....16-0 W

Nov. 2, 2019 (A).....30-27 W

Apr. 3, 2021 (H).....Noon

\* - indicates wins vacated by the NCAA

## HOW CSU FARES AGAINST

## ...the FBS

Year	Opponent	Score
2002	at South Florida	L, 56-6
2003	at South Florida	L, 55-7
2007	at Hawaii	L, 66-10
2008	at Miami	L, 52-7
2008	at Miami (Ohio)	L, 38-27
2009	at Florida	L, 62-3
2010	at Hawaii	L, 66-7
2010	at Kentucky	L, 49-21
2011	at Florida State	L, 62-10
2011	at Central Florida	L, 62-0
2012	at Illinois	L, 44-0
2013	at Colorado	L, 43-10
2014	at Vanderbilt	L, 21-20
2014	at Georgia	L, 55-9
2015	at Troy	L, 44-16
2015	at Alabama	L, 56-6
2016	at Florida State	L, 52-8
2017	at Mississippi State	L, 49-0
2017	at Indiana	L, 27-0
2018	at Florida	L, 53-6
2019	at South Carolina	L, 72-10

## ...the BIG SOUTH

OPPONENT	RECORD	LAST MET (RESULT)
Campbell	3-0	Nov. 23, 2019 (W, 41-31)
Gardner-Webb	7-10	Nov. 2, 2019 (W, 30-27)
Hampton	2-0	Nov. 9, 2019 (W, 27-20)
Kennesaw State	1-3	Oct. 12, 2019 (L, 45-23)
Monmouth	1-3	Oct. 26, 2019 (L, 35-13)
North Alabama	1-0	Oct. 19, 2019 (W, 25-20)
Robert Morris	0-0	N/A
<b>TOTAL</b>	<b>16-16</b>	

\* - indicates wins vacated by the NCAA



# 2021 CHARLESTON SOUTHERN SPRING FOOTBALL

# GAME 1 | AT KENNESAW STATE

## CHARLESTON SOUTHERN INDIVIDUAL SINGLE GAME RECORDS

Carries					Longest Completion					Longest Punt				
1.	34	Christian Reyes	at Appalachian State	(9/28/13)	1.	95	Jake Sills	at Austin Peay	(10/14/00)	1.	72	Heath Seimon	Newberry	10/9/93
2.	31	Vinson Blain	at Liberty	(10/3/98)	2.	92	Jake Sills	Austin Peay	(10/13/01)	2.	72	Kyle Reighard	Savannah State	10/5/19
3.	29	Christian Reyes	at Charlotte	(9/27/14)	3.	87	Shane Bucenell	Miss. Val. State	2017	3.	71	Truett Burns	at Colorado	(10/19/13)
4.	28	Richard Mounce	at Gardner-Webb	(10/29/11)	4.	86	Clint Chappell	at Presbyterian	(9/14/02)	4.	66	Clay Williams	Liberty	1997
28		Jamari Dunbar	at North Alabama	(10/19/19)	5.	85	J.J. Brinkerhoff	Newberry	1993	5.	64	Jason Trussell	at East Tennessee St	(11/18/00)
6.	27	Vinson Blain	North Greenville	(9/19/98)	6.	84	Shane Bucenell	Kentucky State	(9/3/16)	6.	63	Nick Ellis	at Gardner-Webb	(11/5/05)
27		Malcolm Dixon	at Jacksonville	(9/17/11)	7.	81	Collin Drafts	Gardner-Webb	(11/4/06)	63		Nik Zdral	at Presbyterian	(9/14/02)
8.	26	Andre Copeland	West Va. Wesleyan	(10/15/05)	8.	80	Brooks Combs	South Carolina State	(9/5/98)	63		Clay Williams	Hofstra	1995
26		Christian Reyes	Charlotte	(10/26/13)	80		Collin Drafts	VMI	(10/21/06)	9.	62	Clay Williams	Tusculum	1997
10.	24	Andre Copeland	at Gardner-Webb	(11/5/05)	10.	78	Brooks Combs	North Greenville	(9/19/98)	10.	61	Twice		
24		Collin Drafts	Tusculum	(9/27/03)	Receptions					Longest Punt Returns				
24		Christian Reyes	Coastal Carolina	(11/9/13)	1.	13	Dee Brown	at Wofford	(9/8/07)	1.	77	Ken Mance	Tusculum	(11/9/96)
Rushing Yards					13		Eddie Gadson	at Presbyterian	(9/11/04)	2.	74	Darius Hammond	The Citadel	(9/20/14)
1.	226	Andre Copeland	West Va. Wesleyan	(10/15/05)	13		Maurice Price	at Liberty	(11/11/06)	3.	70	Kelan Fraise	Kentucky State	(9/3/16)
2.	200	Brad Johnson	Davidson	(10/24/92)	13		Maurice Price	Liberty	(11/12/05)	4.	65	Terrel Mitchell	Morehead State	1995
3.	191	Lance Miller	Morehead State	(11/8/97)	5.	12	Maurice Price	VMI	(10/21/06)	5.	63	C.J. Hirschman	Liberty	(11/11/06)
4.	190	Vinson Blain	North Greenville	(9/19/98)	12		Maurice Price	at The Citadel	(9/9/06)	6.	56	C.J. Hirschman	Savannah State	(10/7/06)
5.	188	Christian Reyes	at Liberty	(11/15/14)	12		Gerald Stevenson	at Stony Brook	(10/30/10)	56		Mike Washington	West Va. State	(11/17/01)
6.	181	Christian Reyes	Charlotte	(10/26/13)	8.	11	Corvaughn Archie	Coastal Carolina	(11/12/11)	8.	54	Garris Schwarting	at Kennesaw St.	(10/12/19)
7.	172	Mike Holloway	at The Citadel	(9/26/15)	11		Maurice Price	Gardner-Webb	(11/4/06)	9.	53	Darius Hammond	Kennesaw State	(11/7/15)
8.	168	Christian Reyes	North Greenville	(10/5/13)	11		Maurice Price	at Gardner-Webb	(11/5/05)	10.	50	Antwan Ivey	VMI	(10/31/09)
9.	167	Christian Reyes	at Appalachian State	(9/28/13)	Receiving Yards					Longest Kick Returns				
10.	163	Twice			1.	241	Brad Moultrie	Austin Peay	(10/13/01)	1.	100	Gerald Stevenson	Liberty	(10/9/10)
Rushing Touchdowns					2.	232	Nathan Perera	Stony Brook	(11/5/11)	2.	98	Mike Washington	South Florida	(11/2/02)
1.	4	Teddy Allen	Presbyterian	(10/20/12)	3.	204	Corvaughn Archie	Coastal Carolina	(11/12/11)	98		Mike Washington	Liberty	(11/10/01)
4		Andre Copeland	West Va. Wesleyan	(10/15/05)	4.	198	Gerald Stevenson	Mars Hill	(9/18/10)	4.	96	Tony Bines	Morgan State	1994
3.	3	Mike Holloway	Monmouth	(10/10/15)	5.	194	Brad Moultrie	Liberty	(10/10/11)	5.	93	Antwan Smalls	Presbyterian	(9/9/00)
3		Mike Holloway	at The Citadel	(9/26/15)	6.	189	Maurice Price	Howard	(10/1/05)	93		Mike Washington	Jacksonville	(10/6/01)
3		Michael Jefferson	Jacksonville State	(9/15/07)	7.	179	Aaron Dunklin	North Greenville	(10/25/03)	7.	92	Gerald Stevenson	Gardner-Webb	(10/16/10)
3		Christian Reyes	at Charlotte	(9/27/14)	8.	177	Dee Brown	at VMI	(11/3/07)	8.	89	Deon Lee	Stony Brook	(11/14/09)
3		Leroy Alexander	Frostburg State	1991	9.	174	Andre Goldsmith	ETSU	1998	89		Kijana Thomas	Liberty	(11/1/03)
3		Eric Gomillion	UAB	1993	10.	171	Maurice Price	Liberty	(11/12/05)	10.	86	Mike Washington	West Liberty State	(9/28/02)
3		D'Angelo Dereef	Presbyterian	1994	Receiving Touchdowns					Most Kick Return Yardage				
3		London Johnson	Elon	(9/22/18)	1.	4	Maurice Price	Savannah State	(10/22/05)	1.	295	Darius Hammond	Jacksonville State	(12/11/15)
Longest Rush From Scrimmage					2.	3	Gerald Stevenson	at Stony Brook	(10/18/08)	2.	255	Gerald Stevenson	Wofford	(9/6/08)
1.	98	D'Angelo Dereef	Apprentice School	1992	3		Kameron Brown	Campbell	(11/23/19)	3.	243	Gerald Stevenson	Gardner-Webb	(10/16/10)
2.	90	Antonio Singleton	at Austin Peay	(10/14/00)	4.	2	35 Tied			4.	205	Kevin Glears	Norfolk State	(9/24/11)
3.	84	Christian Reyes	Gardner-Webb	(11/8/14)	Longest Reception					5.	192	Mike Washington	Wofford	(9/22/01)
4.	78	Robert Mitchell	Presbyterian	(10/22/16)	1.	95	Steve McCoy	at Austin Peay	(10/14/00)	6.	187	Mike Washington	South Florida	(11/2/02)
78		London Johnson	Elon	(9/22/18)	2.	92	Sheldon Evans	Austin Peay	(10/13/01)	7.	179	Alexus Ferguson	Hawai'i	(9/22/07)
6.	77	Brad Johnson	Methodist	1992	3.	87	Kameron Brown	Miss. Val. State	2017	8.	169	Kijana Thomas	West Virginia State	(9/20/03)
7.	76	Mike Holloway	at Liberty	(11/12/16)	4.	86	Brad Moultrie	at Presbyterian	(9/14/02)	9.	162	Tony Bines	Morgan State	1994
8.	75	Mike Holloway	at Monmouth	(9/24/16)	5.	85	Rhett Moore	Newberry	1993	10.	156	Darius Hammond	at Charlotte	(9/27/14)
9.	73	Mike Holloway	at The Citadel	(9/26/15)	6.	84	Jared Scotland	Kentucky State	(9/3/16)	Most Total Tackles				
10.	71	Eric Gomillion	UAB	1993	7.	81	Bryant Burch	Gardner-Webb	(11/4/06)	1.	22	Coy Browning	Apprentice School	1992
Passing Yards					8.	80	Andre Goldsmith	South Carolina State	(9/5/98)	2.	21	Jon Belk	Troy State	(10/15/94)
1.	419	Collin Drafts	Allen	(11/6/04)	80		Maurice Price	VMI	(10/21/06)	3.	20	Quentin Lee	Wofford	1995
2.	406	Collin Drafts	Gardner-Webb	(11/4/06)	10.	78	Mark Vail	North Greenville	(9/19/98)	20		Jada Ross	North Greenville	(9/30/06)
406		Jake Sills	Austin Peay	(10/13/01)	All-Purpose Yards					20		Jada Ross	VMI	(10/21/06)
4.	398	Eli Byrd	at North Greenville	(9/29/07)	1.	388	Gerald Stevenson	Gardner-Webb	(10/16/10)	6.	19	Quentin Lee	at Presbyterian	(9/14/96)
5.	397	Richard Mounce	Coastal Carolina	(11/12/11)	2.	386	Darius Hammond	Jacksonville State	2015	19		Quentin Lee	Ferrum	1995
6.	396	Darren Swiggett	at The Citadel	(11/21/02)	3.	302	Gerald Stevenson	at Wofford	(9/6/08)	8.	18	Jada Ross	Coastal Carolina	(11/20/04)
7.	382	Sidney Bryant	Presbyterian	(11/10/07)	4.	278	D'Angelo Dereef	Morgan State	1993	18		Sam Brown	at Wofford	(11/17/96)
8.	374	A.J.Toscano	Mars Hill	(9/18/10)	5.	246	Gerald Stevenson	Mars Hill	(9/18/10)	18		Sam Brown	at UAB	(11/21/96)
9.	344	Jake Sills	Liberty	(11/10/01)	6.	245	Andre Copeland	West Va. Wesleyan	(10/15/05)	Most Sacks				
10.	342	Richard Mounce	Stony Brook	(11/5/11)	7.	241	Brad Moultrie	Austin Peay	(10/13/01)	1.	4.0	Dennis Hamilton	Guilford	(9/28/91)
Passing Touchdowns					8.	240	Gerald Stevenson	at Stony Brook	(10/18/08)	2.	3.0	Will Hunt	North Greenville	(10/5/13)
1.	5	Collin Drafts	North Greenville	(10/23/04)	9.	232	Nathan Perera	Stony Brook	(11/5/11)	3.0		Ryan West	North Greenville	(9/2/01)
5		Collin Drafts	at The Citadel	(9/9/06)	232		Christian Reyes	at Liberty	(11/15/14)	3.0		Adrell Walker	Austin Peay	(10/16/99)
3.	4	16 Tied			10.	225	Alexius Ferguson	at Hawai'i	(9/22/07)	3.0		Reggie Carr	Morehead State	1995
Completion Percentage (min. 12 attempts)					Points Scored					3.0		Shaundre Mims	Monmouth	(10/26/19)
1.	92.9	Shane Bucenell	Presbyterian	(10/22/16)	1.	24	Teddy Allen	Presbyterian	(10/20/12)	3.0		Shaundre Mims	Hampton	(11/9/19)
2.	85.0	Austin Brown	at Charlotte	(9/27/14)	24		Andre Copeland	West Va. Wesleyan	(10/15/05)	8.	2.5	Okeba Rollinson	The Citadel	(9/9/06)
3.	82.8	Collin Drafts	Allen University	(11/6/04)	24		Maurice Price	Savannah State	(10/22/05)	2.5		Matt Woods	Presbyterian	(11/7/09)
4.	82.4	Shane Bucenell	Point	2017	24		Christian Reyes	at Charlotte	(9/27/14)	2.5		Anthony Ellis	Point	2017
5.	82.1	Collin Drafts	at Gardner-Webb	(11/5/05)	5.	20	Gerald Stevenson	Gardner-Webb	(10/16/10)	2.5		Solomon Brown	Savannah State	2017
6.	80.8	A.J. Toscano	Savannah State	(10/3/09)	6.	18	Five Tied			2.5		Anthony Ellis	at Gardner-Webb	2017
7.	80.0	Jake Sills	Guilford	(9/2/00)	Longest Field Goal Made					Most Tackles For Loss				
80.0		Jake Sills	at Wofford	(9/22/01)	1.	52	Alex Usry	at North Alabama	(10/19/19)	1.	5.5	Anthony Ellis	at Gardner-Webb	2017
80.0		Andrew Trudnowski	at Kentucky	(11/6/10)	2.	51	John Paglia	Stony Brook	(11/14/09)	5.5		Solomon Brown	at The Citadel	(11/29/18)
10.	79.2	A.J. Toscano	at VMI	(10/31/09)	51		Alex Usry	at Presbyterian	(11/16/19)	3.	5.0	Dennis Hamilton	Guilford	1991
					4.	50	Tyler Tekac	Gardner-Webb	(11/10/18)	5.0		Will Hunt	Jacksonville	(9/17/11)
					50		Alex Usry	at Kennesaw State	(10/12/19)	5.0		Gary Hamby	South Florida	(10/31/98)
					6.	49	Tyler Tekac	Point	2017	5.0		Reggie Carr	Presbyterian	(9/14/96)
					49		Tyler Tekac	at Campbell	(11/17/18)	7.	4.5	Okeba Rollinson	The Citadel	(9/9/06)
					49		Alex Usry	at Kennesaw State	(10/12/19)	4.5		Solomon Brown	at Savannah State	(10/6/18)
					9.	48	John Paglia	at Wofford	(9/6/08)	4.5		Anton Williams	Hampton	(11/9/19)
					48		Nick Ellis	at Hawai'i	(9/22/07)	10.	4.0	Eight with 4.0 TFL		
					48		Tyler Tekac	Miss. Val. State	2017					

# 2021 CHARLESTON SOUTHERN SPRING FOOTBALL

# GAME 1 | AT KENNESAW STATE

## ■ CHARLESTON SOUTHERN INDIVIDUAL SINGLE SEASON RECORDS

Rushing Yards			
1.	1254	Christian Reyes	2013
2.	946	Christian Reyes	2014
3.	881	Mike Holloway	2016
4.	856	Darius Hammond	2015
5.	774	Vinson Blain	1998
6.	731	Mike Holloway	2015
7.	721	Andre Copeland	2005
8.	647	D'Angelo Dereef	1994
9.	626	Eric Gomillion	1993
10.	606	Laron Gordon	1991
Rushing Attempts			
1.	245	Christian Reyes	2013
2.	180	Vinson Blain	1998
3.	179	Christian Reyes	2014
4.	177	D'Angelo Dereef	1994
5.	163	Collin Drafts	2003
6.	158	Andre Copeland	2005
7.	149	Laron Gordon	1991
8.	145	Darius Hammond	2015
9.	140	Brad Johnson	1992
10.	133	Brooks Combs	1998
Rushing Touchdowns			
1.	12	Mike Holloway	2015
2.	9	Christian Reyes	2013
	9	Teddy Allen	2012
	9	Mike Holloway	2015
	9	Mike Holloway	2016
	9	Collin Drafts	2005
7.	8	DeMarcus Moon	2010
	8	Christian Reyes	2014
	8	Noah Shuler	2017
10.	7	Four Times	
Passing Yards			
1.	2665	Collin Drafts	2006
2.	2594	Collin Drafts	2005
3.	2532	Collin Drafts	2004
4.	2297	Jake Sills	2001
5.	2092	A.J. Toscano	2009
6.	2043	Tribble Reese	2008
7.	2029	Jack Chambers	2019
8.	1977	Collin Drafts	2003
9.	1848	Austin Brown	2014
10.	1546	Eli Byrd	2007
Passing Touchdowns			
1.	23	Tribble Reese	2008
2.	21	Collin Drafts	2006
	21	Collin Drafts	2004
4.	20	Collin Drafts	2005
5.	15	Shane Bucenell	2016
6.	14	Jack Chambers	2019
7.	12	A.J. Toscano	2009
	12	Jake Sills	2001
9.	11	Eli Byrd	2007
	11	Collin Drafts	2003
	11	Austin Brown	2014
	11	Austin Brown	2015
Completion Percentage (min. 100 attempts)			
1.	69.9	Collin Drafts	2006
2.	62.4	Collin Drafts	2004
3.	61.0	Tribble Reese	2008
4.	61.0	Collin Drafts	2005
5.	60.7	A.J. Toscano	2010
6.	59.3	Shane Bucenell	2016
7.	58.2	Sidney Bryant	2007
8.	58.1	A.J. Toscano	2009
9.	57.6	Darren Swiggett	2002
10.	57.4	Jack Chambers	2019
Receiving Yards			
1.	1063	Harry Seabrook	2003
2.	1043	Maurice Price	2005
3.	985	Maurice Price	2006
4.	898	Dee Brown	2007
5.	865	Brad Moultrie	2001
6.	792	Eddie Gadson	2004
7.	777	Gerald Stevenson	2010
8.	762	Ande Goldsmith	1998
9.	729	Harry Seabrook	2004
10.	724	Gerald Stevenson	2009
Receptions			
1.	103	Maurice Price	2006
2.	80	Aaron Dunklin	2003
3.	72	Maurice Price	2005
4.	69	Dee Brown	2007
	69	Eddie Gadson	2004
6.	59	Brad Moultrie	2001
7.	55	Gerald Stevenson	2009
8.	54	Gerald Stevenson	2010
	54	Harry Seabrook	2004
10.	51	Luke Turner	2001
Receiving Touchdowns			
1.	10	Maurice Price	2006
	10	Brad Johnson	1994
	10	Kameron Brown	2019
4.	9	Eddie Gadson	2004
	9	Gerald Stevenson	2008
	9	Dee Brown	2007
7.	7	Maurice Price	2005
	7	Ande Goldsmith	1998
10.	6	Aaron Dunklin	2003
	6	Kevin Gleans	2013
	6	Kameron Brown	2016
	6	Aaron Dunklin	2002
Total Offense			
1.	3,178	Collin Drafts	2006
2.	2,772	Collin Drafts	2005
3.	2,652	Collin Drafts	2004
4.	2,582	Jack Chambers	2019
5.	2,463	Jake Sills	2001
6.	2,417	A.J. Toscano	2009
7.	2,149	Tribble Reese	2008
8.	2,102	Austin Brown	2014
9.	1,969	Collin Drafts	2003
10.	1,909	Brooks Combs	1998
Touchdowns Responsible For			
1.	29	Collin Drafts	2005
2.	28	Collin Drafts	2006
3.	25	Tribble Reese	2008
4.	22	Collin Drafts	2004
5.	19	Shane Bucenell	2016
	19	Jack Chambers	2019
7.	16	Austin Brown	2014
	16	Malcolm Dixon	2012
	16	A.J. Toscano	2009
10.	14	Jake Sills	2001
All Purpose Yards			
1.	1,832	Darius Hammond	2015
2.	1,830	Gerald Stevenson	2008
3.	1,700	Gerald Stevenson	2010
4.	1,452	Gerald Stevenson	2009
5.	1,347	Darius Hammond	2016
6.	1,289	Christian Reyes	2013
7.	1,247	Aaron Dunklin	2003
8.	1,246	D'Angelo Dereef	1993
9.	1,241	Kijana Thomas	2003
10.	1,235	D'Angelo Dereef	1992
Points Scored			
1.	82	Alex Usry	2019
2.	78	Mike Holloway	2015
3.	76	John Paglia	2009
4.	69	David Kennedy	2014
5.	68	Mike Holloway	2016
	68	Gerald Stevenson	2008
	68	Brad Johnson	1994
8.	62	Nick Ellis	2007
9.	60	Maurice Price	2006
10.	59	Tyler Tekac	2018
Touchdowns			
1.	13	Mike Holloway	2015
2.	11	Mike Holloway	2016
	11	Gerald Stevenson	2008
	11	Brad Johnson	1994
4.	10	Maurice Price	2006
5.	9	Eddie Gadson	2004
	9	Teddy Allen	2012
	9	DeMarcus Moon	2010
	9	Christian Reyes	2014
	9	Collin Drafts	2005
	9	Dee Brown	2007
	9	Christian Reves	2013
Extra Points Made			
1.	43	Tyler Tekac	2016
2.	36	David Kennedy	2014
3.	35	Nick Ellis	2005
4.	33	Nick Ellis	2006
5.	29	Nick Ellis	2007
	29	Nick Ellis	2004
	29	Jason Trussell	2000
8.	28	John Paglia	2009
	28	Clint Kelly	1998
	28	Tyler Tekac	2017
Extra Point Percentage (min. 15 made)			
1.	1.000	Andy Brown (19-19)	2010
2.	.967	Jason Trussell (29-30)	2000
	.967	Nick Ellis (29-30)	2007
4.	.965	Clint Kelly (28-29)	1998
	.965	Tyler Tekac (28-29)	2017
6.	.962	Alex Usry (25-26)	2019
7.	.956	Tyler Tekac (43-45)	2016
8.	.947	Darren Swiggett (18-19)	2003
9.	.946	Nick Ellis (35-37)	2005
10.	.943	Nick Ellis (33-35)	2006
Field Goals Made			
1.	19	Alex Usry	2019
2.	16	John Paglia	2009
3.	12	Tyler Tekac	2018
4.	11	Josh Waters	2001
	11	Nick Ellis	2007
	11	David Kennedy	2014
7.	10	John Paglia	2008
8.	9	Mark Deboy	2013
	9	Andy Brown	2011
	9	Dennis Decker	1993
	9	Clint Kelly	1998
Field Goal Percentage (min. 5 made)			
1.	76.0	Alex Usry (19-25)	2019
2.	75.0	Mark Deboy (9-12)	2013
3.	72.7	John Paglia (16-22)	2009
4.	71.4	John Paglia (10-14)	2008
5.	70.0	Tyler Tekac (7-10)	2017
6.	69.2	Andy Brown (9-13)	2011
	69.2	Clint Kelly (9-13)	1998
	69.2	Dennis Decker (9-13)	1993
9.	68.8	Josh Waters (11-16)	2001
10.	66.7	Nick Ellis (6-9)	2006
	66.7	Tyler Tekac (12-18)	2018

2021 CHARLESTON SOUTHERN SPRING FOOTBALL

GAME 1 | AT KENNESAW STATE

■ CHARLESTON SOUTHERN INDIVIDUAL SINGLE SEASON RECORDS

Highest Punt Yard Average (min. 25 punts)			
1.	43.9 (61-2679)	Clay Williams	1998
2.	43.1 (80-3448)	Clay Williams	1997
3.	42.9 (68-2922)	Kyle Reighard	2019
4.	41.4 (64-2651)	Kyle Reighard	2017
5.	40.9 (66-2698)	Kyle Reighard	2018
6.	39.7 (60-2380)	Clay Williams	1996
7.	38.8 (73-2832)	Clay Williams	1995
8.	38.5 (45-1734)	Adam Resnick	2002
9.	38.5 (67-2577)	Andy Brown	2011
10.	38.0 (71-2698)	Jason Trussell	2000
Punt Return Yard Average (min. 10 returns)			
1.	15.5 (14-217)	Darius Hammond	2015
2.	13.8 (16-221)	Darius Hammond	2014
3.	13.6 (19-258)	C.J. Hirschman	2006
4.	11.8 (16-188)	Taz Lindsey	2018
5.	10.7 (21-225)	Darius Hammond	2016
6.	10.6 (17-181)	Aaron Latino	1998
7.	10.5 (14-147)	Charles James	2012
8.	10.4 (20-208)	Mike Washington	2002
9.	10.2 (14-143)	Tavares Shorter	2005
10.	10.0 (16-160)	Taz Lindsey	2017
Punt Returns			
1.	31	Aaron Latino	1999
	31	D'Angelo Dereef	1992
3.	28	Mark Vail	2000
4.	23	Eddie Gadson	2004
5.	21	Darius Hammond	2016
6.	20	Mike Washington	2002
7.	19	C.J. Hirschman	2006
	19	Charles James	2011
9.	17	D'Angelo Dereef	1991
	17	Aaron Latino	1998
Punt Return Touchdowns			
1.	1	Fourteen Tied	
Kick Return Yard Average (min. 10 returns)			
1.	33.7 (15-506)	Darius Hammond	2016
2.	28.6 (10-286)	Eric Gomillion	1993
3.	28.5 (14-399)	Larry Stroud	1998
4.	28.4 (10-284)	Deon Lee	2009
5.	27.9 (22-613)	Gerald Stevenson	2010
6.	26.9 (24-645)	Mike Washington	2001
7.	26.6 (27-718)	Tony Bines	1994
8.	25.9 (15-388)	Aaron Latino	1998
9.	25.2 (33-831)	Mike Washington	2002
10.	24.9 (37-921)	Gerald Stevenson	2008
Kick Returns			
1.	50	Kijana Thomas	2003
2.	37	Gerald Stevenson	2008
3.	33	Mike Washington	2002
4.	28	Darius Hammond	2015
5.	27	Tony Bines	1994
	27	D'Angelo Dereef	1992
7.	25	Darius Hammond	2014
8.	24	Five Tied	
Kick Return Touchdowns			
1.	3	Gerald Stevenson	2010
2.	2	Mike Washington	2001
3.	1	Mike Washington	2002
	1	Deon Lee	2009
	1	Antwan Smalls	2000
	1	Tavares Shorter	2005
	1	James Allen	2018
Interception Return Yards			
1.	208	James Allen	2018
2.	117	Philip Ashley	2008
3.	103	Antwain Harvey	2009
4.	99	Jon Carmon	2007
5.	87	Lorenzo Mathis	2015
6.	86	Tony Robinson	2000
7.	79	Charles James	2009
8.	64	Charles James	2011
9.	59	Josh Mitchell	2006
	59	Davion Anderson	2014

Interceptions			
1.	6	Philip Ashley	2008
	6	Charles James	2010
	6	James Allen	2018
4.	5	Mike Washington	2002
5.	4	Nick Nester	2002
	4	Troy McGowens	2016
	4	Jon Carmon	2006
	4	Malcolm Jackson	2014
	4	Troy McGowens	2014
	4	Ruben Potts	1996
	4	Lamont Witherspoon	1994
Interception Return Touchdowns			
1.	3	James Allen	2018
2.	1	Tony Robinson	2000
	1	Darius Jackson	2006
	1	Josh Mitchell	2006
	1	Lorenzo Mathis	2015
	1	Dylan Black	2014
	1	Antoni Simmons	1998
	1	Davion Anderson	2014
	1	Jay Beech	2001
	1	Charles James	2009
	1	Matt Bach	2009
	1	Antwain Harvey	2009
	1	Solomon Brown	2015
	1	Okeba Rollins	2005
	1	Elijah Lee	2013
	1	Jonathan Slaton	2018
Pass Breakups (since 1994)			
1.	14	Evan Cruz	2019
2.	12	Malcolm Jackson	2015
	12	Shadarius Hopkins	2017
4.	11	Omar Payne	1998
	11	Charles James	2011
6.	10	Mike Washington	2002
	10	Troy McGowens	2014
	10	Shadarius Hopkins	2016
	10	James Allen	2018
10.	9	Ruben Potts	1996
	9	Tim Smith	2002
	9	Malcolm Jackson	2012
Fumble Return Yards			
1.	95	Chris King	1996
	95	Chris King	1997
3.	85	Gabe Middlebrook	2014
4.	77	Jada Ross	2007
5.	72	Antonio Simmons	1998
6.	61	Anthony Ellis	2015
	61	T.J. Mawhinney	1999
8.	53	Okeba Rollinson	2007
	53	Aaron Brown	2015
10.	43	Matt Bach	2009
Fumble Return Touchdowns			
1.	1	T.J. Mawhinney	1999
	1	Antonio Simmons	1998
	1	Jada Ross	2007
	1	Gabe Middlebrook	2014
	1	Chris King	1996
	1	Ryan West	2001
	1	Chris King	1997
	1	Tony Robinson	2000
	1	Aaron Brown	2015
	1	Okeba Rollinson	2007
	1	Dylan Black	2013
	1	Anthony Ellis	2015
	1	Philip Ashley	2007
	1	Alexius Ferguson	2007
	1	Garris Schwarting	2018

Forced Fumbles			
1.	5	Chris King	1997
	5	Chris King	1996
3.	4	Luvert Smith	1996
	4	Luvert Smith	1997
5.	3	Tim Smith	2003
	3	Okeba Rollinson	2006
	3	Joel Walton	2009
	3	Calvin Bryant	2013
	3	Shadarius Hopkins	2018
	3	Nick Salley	2019
10.	2	22 Tied	
Fumbles Recovered			
1.	3	Latroy Robinson	2000
	3	J.D. Sosebee	2018
	3	Justin McIntire	2019
2.	2	31 Tied	
Total Tackles			
1.	131	Jada Ross	2007
2.	128	Jada Ross	2005
3.	127	Jada Ross	2006
4.	118	Coy Browning	1992
5.	105	Jonna Lee	2003
6.	104	Sam Brown	1996
7.	99	Quentin Lee	1995
8.	98	Andre Key	1995
9.	96	Quentin Lee	1996
10.	91	Bill Barteld	1994
Tackles For Loss			
1.	21.0	Anthony Ellis	2015
2.	17.5	Nick Salley	2019
3.	17.0	Gary Hamby	1998
	17.0	Solomon Brown	2018
	17.0	Anton Williams	2019
6.	16.0	Anthony Ellis	2016
	16.0	Anthony Ellis	2017
8.	15.0	Dennis Justiniani	2006
	15.0	Josh Bender	1998
10.	14.5	Solomon Brown	2016
Sacks			
1.	10.0	Shaundre Mims	2019
2.	9.0	Gary Hamby	1998
	9.0	Anthony Ellis	2017
4.	8.0	Anthony Ellis	2015
	8.0	Dennis Hamilton	1994
	8.0	Anton Williams	2019
7.	7.0	Anthony Ellis	2016
	7.0	Bill Barteld	1992
	7.0	Adrell Walker	2001
	7.0	Solomon Brown	2015
Blocked Kicks			
1.	3	Jada Ross	2007
2.	2	Kenny Johnson	2010
	2	Antwain Harvey	2009
4.	1	41 Tied	

# 2021 CHARLESTON SOUTHERN SPRING FOOTBALL

# GAME 1 | AT KENNESAW STATE

## ■ CHARLESTON SOUTHERN INDIVIDUAL CAREER RECORDS

### Rushing Yards

1.	2623	Mike Holloway	2013-16
2.	2200	Christian Reyes	2013-14
3.	1741	D'Angelo Dereef	1991-94
4.	1539	Darius Hammond	2013-16
5.	1448	Ben Robinson	2013-16
6.	1441	Vinson Blain	1997-00
7.	1419	Travis Mays	2000-04
8.	1363	DeMarcus Moon	2007-10
9.	1329	Laron Gordon	1991-93
10.	1277	Malcolm Dixon	2010-13

### Rushing Attempts

1.	505	Collin Drafts	2003-06
2.	424	Christian Reyes	2013-14
3.	385	D'Angelo Dereef	1991-94
4.	372	Travis Mays	2000-04
5.	341	Mike Holloway	2013-16
6.	339	Laron Gordon	1991-93
7.	338	Vinson Blain	1997-00
8.	317	Malcolm Dixon	2010-13
9.	305	DeMarcus Moon	2007-10
10.	280	Darius Hammond	2013-16

### Rushing Touchdowns

1.	26	Mike Holloway	2013-16
2.	17	Christian Reyes	2013-14
	17	Collin Drafts	2003-06
4.	15	Robert Adams	2003-06
5.	14	D'Angelo Dereef	1991-94
	14	Darius Hammond	2013-16
7.	13	Ben Robinson	2013-16
8.	12	Vinson Blain	1997-00
10.	11	DeMarcus Moon	2007-10
	11	Travis Mays	2000-04
	11	Teddy Allen	2010-13

### Passing Yards

1.	9768	Collin Drafts	2003-06
2.	3249	Austin Brown	2014-15
3.	3232	A.J. Toscano	2008-10
4.	3099	Jake Sills	2000-01
5.	2907	Brooks Combs	1995-99
6.	2764	Malcolm Dixon	2010-13
7.	<b>2273</b>	<b>Jack Chambers</b>	<b>2018-pres.</b>
8.	2068	Andy Tarr	1996-97
9.	2043	Tribble Reese	2008
10.	1837	Shane Bucenell	2016-17

### Passing Touchdowns

1.	73	Collin Drafts	2003-06
2.	23	Tribble Reese	2008
3.	22	A.J. Toscano	2008-10
	22	Malcolm Dixon	2010-13
	22	Austin Brown	2014-15
6.	21	Shane Bucenell	2016-17
7.	<b>16</b>	<b>Jack Chambers</b>	<b>2018-pres.</b>
8.	15	Jake Sills	2000-01
9.	13	Brooks Combs	1995-99
10.	12	Eli Byrd	2005-07

### Completion Percentage

1.	62.0	Collin Drafts	2003-06
2.	61.0	Tribble Reese	2008
3.	59.0	A.J. Toscano	2008-10
4.	58.3	Sidney Bryant	2004-07
5.	57.6	Darren Swiggett	2002,04
6.	56.7	Daniel Croghan III	2013-15
7.	56.3	Eli Byrd	2005-07
8.	55.4	Jake Sills	2000-01
9.	54.9	Travis Cunningham	2000-01
10.	53.7	Shane Bucenell	2016-17

### Receiving Yards

1.	2429	Maurice Price	2004-06
2.	2140	Gerald Stevenson	2007-10
3.	1786	Aaron Dunklin	2002-03
4.	1736	Markus Murry	2005-08
5.	1684	Nathan Perera	2010-15
6.	1660	Kameron Brown	2016-2019
7.	1426	Ande Goldsmith	1996-99
8.	1385	Brad Moultrie	2000-02
9.	1220	Kwame Krakue	2007-10
10.	1017	Colton Korn	2013-16

### Receptions

1.	202	Maurice Price	2004-06
2.	166	Gerald Stevenson	2007-10
3.	125	Aaron Dunklin	2002-03
4.	122	Nathan Perera	2010-15
5.	118	Markus Murry	2005-08
6.	104	Brad Moultrie	2000-02
7.	102	Ande Goldsmith	1996-99
8.	98	Kameron Brown	2016-2019
9.	97	Harry Seabrook	2000-04
10.	96	Heath Siemon	1993-97

### Receiving Touchdowns

1.	19	Maurice Price	2004-06
2.	18	Kameron Brown	2016-2019
3.	15	Gerald Stevenson	2007-10
4.	12	Aaron Dunklin	2002-03
	12	Markus Murry	2005-08
	12	Ande Goldsmith	1996-99
	12	Nathan Perera	2010-15
8.	11	Kenny Dinkins	2014-18
9.	10	Brad Johnson	1992-94
	10	Eddie Gadson	2003-04

### Total Offense

1.	10,571	Collin Drafts	2003-06
2.	4,026	Malcolm Dixon	2010-13
3.	3,650	Austin Brown	2014-15
4.	3,629	A.J. Toscano	2008-10
5.	3,537	Jake Sills	2000-01
6.	3,347	Brooks Combs	1995-99
7.	2,623	Mike Holloway	2013-16
8.	2,326	Shane Bucenell	2016-17
9.	2,288	Andy Tarr	1996-97
10.	2,245	London Johnson	2015-18

### Touchdowns Responsible For

1.	90	Collin Drafts	2003-06
2.	32	Malcolm Dixon	2010-13
3.	28	Mike Holloway	2013-16
4.	26	A.J. Toscano	2008-10
	26	Gerald Stevenson	2007-10
6.	25	Tribble Reese	2008
7.	24	Austin Brown	2014-15
8.	22	Jake Sills	2000-01
9.	20	Andy Tarr	1996-97
10.	19	Shane Bucenell	2016
	19	Maurice Price	2004-06
	19	London Johnson	2015-18

### All Purpose Yards

1.	5,684	Gerald Stevenson	2007-10
2.	4,407	Darius Hammond	2013-16
3.	3,794	D'Angelo Dereef	1991-94
4.	3,288	Mike Holloway	2013-16
5.	2,436	Maurice Price	2004-06
6.	2,343	Christian Reyes	2013-14
7.	2,210	Ande Goldsmith	1996-99
8.	2,023	Aaron Dunklin	2002-03
9.	1,973	Travis Mays	2000-04
10.	1,858	Markus Murry	2005-08

### Points Scored

1.	214	Nick Ellis	2003-07
2.	211	Tyler Tekac	2015-2018
3.	188	Mike Holloway	2013-16
4.	150	Gerald Stevenson	2007-10
5.	143	John Paglia	2007-10
	143	Clint Kelly	1996-99
7.	116	Maurice Price	2004-06
	116	Brad Johnson	1992-94
9.	108	Christian Reyes	2013-14
10.	102	Three Tied	

### Touchdowns

1.	31	Mike Holloway	2013-16
2.	24	Gerald Stevenson	2007-10
3.	19	Maurice Price	2004-06
	19	Brad Johnson	1992-94
5.	18	Christian Reyes	2013-14
	18	Kameron Brown	2016-19
7.	17	Collin Drafts	2003-06
	17	D'Angelo Dereef	1991-94
	17	Darius Hammond	2013-16
10.	15	Robert Adams	2003-06

### Extra Points Made

1.	127	Nick Ellis	2003-07
2.	121	Tyler Tekac	2015-18
3.	56	John Paglia	2007-10
4.	39	T.J. Higgins	2011-13
5.	36	David Kennedy	2014-16
6.	33	Andy Brown	2008-11
7.	29	Jason Trussell	1999-00
8.	26	Clint Kelly	1996-99
9.	25	Josh Waters	2000-01
10.	<b>25</b>	<b>Alex Usry</b>	<b>2018-pres.</b>

### Extra Point Percentage

1.	100.0	Joel Blaschke	1996-97
	100.0	Cameron Mitchell	2011-13
3.	96.7	Jason Trussell	1999-00
4.	95.1	T.J. Higgins	2011-13
5.	94.1	Nick Ellis	2003-07
6.	92.6	Josh Waters	2000-01
7.	91.7	Tyler Tekac	2015-18
8.	91.6	Andy Brown	2008-11
9.	90.0	David Kennedy	2014-16
10.	85.7	Adam Resnick	2000-02

### Field Goals Made

1.	30	Tyler Tekac	2015-2018
2.	29	John Paglia	2007-10
	29	Nick Ellis	2003-07
4.	24	Clint Kelly	1996-99
5.	<b>19</b>	<b>Alex Usry</b>	<b>2018-pres.</b>
6.	12	Mark Deboy	2011-13
	12	David Kennedy	2014-17
8.	11	Josh Waters	2000-01
	11	Dennis Decker	1991-94
10.	10	Andy Brown	2008-11

### Field Goal Percentage (min. 10 made)

1.	75.0	Mark Deboy (12-16)	2011-13
2.	71.4	Andy Brown (10-14)	2008-11
3.	68.8	Josh Waters (11-16)	2000-01
4.	66.7	Tyler Tekac (30-45)	2015-18
5.	65.9	John Paglia (29-44)	2007-10
6.	64.4	Nick Ellis (29-45)	2003-07
7.	63.2	David Kennedy (12-19)	2014-17
8.	54.5	Clint Kelly (24-44)	1996-99

### Punt Average (min. 35 punts)

1.	41.4 (274-11,339)	Clay Williams	1995-98
2.	41.4 (144-5966)	Kyle Reighard	2016-19
3.	38.5 (45-1734)	Adam Resnick	2002
4.	37.6 (64-2404)	Hart Pearson	2005-06
5.	37.1 (39-1447)	Cameron Mitchell	2013
6.	36.8 (35-1288)	Josh Waters	2001
7.	36.5 (225-8212)	Truett Burns	2013-16
8.	36.3 (43-1561)	Phil Hatcher	1992
9.	36.3 (123-4465)	Jason Trussell	1999-00
10.	36.2 (223-8079)	Andy Brown	2008-11



■ CHARLESTON SOUTHERN INDIVIDUAL CAREER RECORDS

Punt Return Yard Average (min. 15 returns)			
1.	13.0 (51-663)	Darius Hammond	2013-16
2.	10.9 (32-348)	Taz Lindsey	2017-2018
3.	10.8 (26-280)	C.J. Hirschman	2004-07
4.	9.7 (34-330)	Charles James	2009-12
5.	9.5 (21-200)	Gerald Stevenson	2007-10
6.	8.9 (34-304)	Mike Washington	2001-02
7.	7.3 (23-167)	Eddie Gadson	2003-04
8.	7.1 (59-416)	D'Angelo Dereef	1991-94
9.	6.8 (48-328)	Aaron Latino	1998-99
10.	5.8 (28-161)	Mark Vail	1998-00

Punt Returns			
1.	59	D'Angelo Dereef	1991-94
2.	51	Darius Hammond	2013-16
3.	48	Aaron Latino	1998-99
4.	34	Mike Washington	2001-02
	34	Charles James	2009-12
6.	32	Taz Lindsey	2017-18
7.	28	Mark Vail	1998-00
8.	26	C.J. Hirschman	2004-07
9.	23	Eddie Gadson	2004
10.	21	Gerald Stevenson	2007-10

Punt Return Touchdowns			
1.	2	Ken Mance	1996-98
2.	1	12 Tied	

Kick Return Yard Average (min. 15 returns)			
1.	26.6 (27-718)	Tony Bines	1994
2.	25.9 (57-1476)	Mike Washington	2001-02
3.	24.7 (84-2075)	Darius Hammond	2013-16
4.	24.5 (18-441)	Deon Lee	2009-10
5.	24.0 (102-2449)	Gerald Stevenson	2007-10
6.	23.2 (15-348)	Troy McGowens	2011-14
7.	22.9 (27-618)	Tavares Shorter	2003-05
8.	22.8 (51-1163)	Kijana Thomas	2003-04
9.	22.6 (38-859)	Aaron Latino	1998-99
10.	20.7 (32-662)	Kevin Glears	2011-13

Kick Returns			
1.	102	Gerald Stevenson	2007-10
2.	70	Darius Hammond	2013-16
3.	57	Mike Washington	2000-02
4.	50	Kijana Thomas	2002-03
5.	44	Terrel Mitchel	1996-97
6.	35	Aaron Latino	1998-99
7.	33	Taz Lindsey	2017-18
8.	32	Kevin Glears	2011-13,15
9.	27	Tavares Shorter	2004-05
10.	26	Larry Stroud	1998-99

Kick Return Touchdowns			
1.	3	Gerald Stevenson	2007-10
	3	Mike Washington	2000-02
3.	1	Deon Lee	2009-10
	1	Antwan Smalls	1999-00
	1	Tavares Shorter	2004-05
	1	James Allen	2017-18

Interception Return Yards			
1.	208	James Allen	2017-18
2.	170	Philip Ashley	2006-08
3.	147	Charles James	2009-12
4.	123	Jonathan Carmon	2004-07
5.	103	Antwain Harvey	2009
6.	99	Josh Mitchell	2004-08
7.	87	Lorenzo Mathis	2013-16
8.	86	Tony Robinson	1999-02
9.	72	Sekwan Jenkins	2017
10.	62	Corbin Jackson	2012-16

Interceptions			
1.	12	Charles James	2009-12
2.	11	Philip Ashley	2006-08
3.	10	Troy McGowens	2013-16
4.	7	Jonathan Carmon	2004-07
	7	C.J. Hirschman	2004-07
	7	Jon Belk	1991-94
	7	Tavares Shorter	2003-05
8.	6	David Misher	2004-07
	6	Malcolm Jackson	2012-15
	6	James Allen	2017-18
	6	Shadarius Hopkins	2015-18

Interception Return Touchdowns			
1.	3	James Allen	2017-18
2.	1	Antonio Simmons	1998
	1	David Jackson	2003-06,08-10
	1	Lorenzo Mathis	2013-16
	1	Okeba Rollinson	2005
	1	Antwain Harvey	2009
	1	Tony Robinson	1999-02
	1	Elijah Lee	2012-13
	1	Josh Mitchell	2004-08
	1	Matt Bach	2007-09
	1	Davion Anderson	2014-15
	1	Charles James	2009-12
	1	Jay Beech	2000-02
	1	Dylan Black	2011-14
	1	Solomon Brown	2014-18
	1	Sekwan Jenkins	2017
	1	Jonathan Slaton	2014, 16-18

Pass Breakups (since 1994)			
1.	38	Malcolm Jackson	2012-15
2.	37	Charles James	2009-12
3.	33	Shadarius Hopkins	2015-18
4.	32	Troy McGowens	2013-16
5.	31	Omar Payne	1995-99
6.	26	Ruben Potts	1996-97
7.	20	Chris Kuzdale	2008-11
8.	19	James Allen	2017-18
	19	Tim Smith	2001-03
	19	Philip Ashley	2006-08

Fumble Return Yards			
1.	190	Chris King	1996-98
2.	85	Gabe Middlebrook	2010-14
3.	77	Jada Ross	2004-07
4.	72	Antonio Simmons	1998
5.	61	T.J. Mawhinney	1999
	61	Anthony Ellis	2014-16
7.	60	J.D. Sosebee	2015-19
8.	53	Aaron Brown	2012-15
	53	Okeba Rollinson	2004,06-08
10.	43	Matt Bach	2007-09

Fumble Returns			
1.	4	Andre Key	1996-98
	4	Quentin Lee	1996-97
3.	2	Chris King	1996-98
	2	Tony Robinson	1999-02
	2	John Wood	1996-97
	2	C.J. White	1996-97
7.	1	20 Tied	

Fumble Return Touchdowns			
1.	2	Chris King	1996-98
2.	1	Gabe Middlebrook	2010-14
	1	Tony Robinson	1999-02
	1	Ryan West	2000-01
	1	Aaron Brown	2012-15
	1	Alexius Ferguson	2004-07
	1	Philip Ashley	2006-08
	1	Okeba Rollinson	2004,06-08
	1	T.J. Mawhinney	1999
	1	Anthony Ellis	2014-16
	1	Dylan Black	2011-14
	1	Antonio Simmons	1998
	1	Jada Ross	2004-07
	<b>1</b>	<b>Garris Schwarting</b>	<b>2016-pres.</b>

Forced Fumbles			
1.	10	Chris King	1996-98
2.	8	Luvert Smith	1996-97
3.	7	Anthony Ellis	2014-17
3.	5	Chris Kuzdale	2008-11
	5	Joel Walton	2009-10
	5	Josh Mitchell	2004-08
	5	Tim Smith	2000-03
	5	Solomon Brown	2015-18
7.	4	Seven Tied	

Fumbles Recovered			
1.	7	Okeba Rollinson	2004-08
2.	6	Latroy Robinson	1998-00
3.	5	Wallace Campbell	1991-94
	5	Josh Fagan	1999-00,03
	5	Isaac Lowrance	2010-14
6.	4	Eight Tied	

Total Tackles			
1.	454	Jada Ross	2004-07
2.	295	Jonna Lee	2003,05-07
3.	293	J.D. Sosebee	2015-19
4.	292	Coy Browning	1991-93
5.	286	Solomon Brown	2015-18
6.	279	Josh Mitchell	2004-08
7.	271	Dennis Hamilton	1991-94
8.	268	Jon Belk	1991-94
9.	257	Quentin Lee	1993-96
10.	250	Bill Barteld	1991-94

Tackles For Loss			
1.	52.0	Anthony Ellis	2014-17
2.	51.0	Solomon Brown	2015-18
3.	38.0	Dennis Hamilton	1991-94
4.	34.5	Jonna Lee	2003,05-07
5.	34.0	Gary Hamby	1995-98
6.	33.0	Jada Ross	2004-07
7.	27.0	Bill Barteld	1991-94
8.	25.0	Chris King	1995-98
9.	24.0	Josh Bender	1996-99
	24.0	Garrett Plyler	1997-00
	24.0	Chris Patrick	2006-10
	24.0	Johnny Robinson	2015-18

Sacks			
1.	25.0	Anthony Ellis	2014-17
2.	17.0	Solomon Brown	2015-18
3.	13.0	Adrell Walker	1999-01
	13.0	Will Hunt	2009-13
5.	11.0	Gary Hamby	1995-98
	11.0	Jake Killeen	2007-08
7.	10.0	Johnny Robinson	2015-18
	<b>10.0</b>	<b>Shaundre Mims</b>	<b>2017-pres.</b>
9.	9.0	Chris King	1996-98
	9.0	Ryan West	2000-01
	9.0	Joel Walton	2009-10

Blocked Kicks			
1.	4	Jada Ross	2004-07
2.	3	Kenny Johnson	2009-12
3.	2	Damian Dixon	2012-13
	2	Marvin Gilmore	1996-97
	2	Antwain Harvey	2009
	2	C.J. White	1996-97
7.	1	30 Tied	

2021 CHARLESTON SOUTHERN SPRING FOOTBALL

GAME 1 | AT KENNESAW STATE

■ CHARLESTON SOUTHERN TEAM GAME RECORDS

<b>Most Carries</b>			<b>Most Interceptions Thrown</b>			<b>Most Tackles</b>		
1.	66	Morgan State 1993	1.	5	at Wofford (9/8/07)	1.	122	at Presbyterian (9/14/96)
	66	at Coastal Carolina (10/1/16)	2.	4	11 Times	2.	116	at Liberty (10/30/04)
	66	VMI (10/13/12)	<b>Most Total Offense Yards Gained</b>			3.	114	West Virginia State (9/21/96)
4.	64	Lees-McRae 1993	1.	695	West Virginia Wesleyan (10/15/05)		114	Coastal Carolina (11/17/07)
5.	62	at Appalachian State (9/28/13)	2.	641	Allen University (11/6/04)	5.	111	at UAB (11/21/96)
6.	61	Charlotte (10/26/13)	3.	630	North Greenville (9/19/98)	6.	106	Newberry (10/12/96)
	61	at Charlotte (9/27/14)	4.	620	Point 2017	7.	105	Norfolk State (9/24/11)
8.	60	at Monmouth (11/1/14)	5.	617	at Charlotte (9/27/14)	8.	104	Gardner-Webb (10/4/08)
	60	Guilford (9/2/00)	6.	576	at Liberty (11/15/14)	9.	102	North Greenville (9/4/10)
	60	at Troy (9/12/15)	7.	548	Charlotte (10/26/13)		102	North Greenville (9/30/06)
				548	Bucknell (10/29/16)	<b>Most Quarterback Sacks</b>		
<b>Most Net Yards Rushing</b>			9.	537	at North Greenville (9/29/07)	1.	9.0	Mississippi Valley State 2017
1.	417	Guilford (9/2/00)	10.	535	at Austin Peay (10/14/00)	2.	7.0	Austin Peay 2000
2.	409	Edward Waters (10/27/12)	<b>Most All-Purpose Yards Gained</b>				7.0	Savannah State 2002
3.	405	Kentucky State (9/3/16)	1.	824	Kentucky State (9/3/16)		7.0	Hampton 2019
4.	397	West Virginia Wesleyan (10/15/05)	2.	799	West Virginia Wesleyan (10/15/05)		7.0	Presbyterian 2019
5.	383	Morgan State 1993	3.	792	at Charlotte (9/27/14)	6.	6.0	Jacksonville 2000
6.	375	Charlotte (10/26/13)	4.	783	North Greenville (9/19/98)		6.0	North Greenville 2001
7.	359	at Liberty (11/14/14)	5.	709	at North Greenville (9/29/07)		6.0	Kentucky State 2016
	359	Mississippi Valley State 2017	6.	706	Bucknell (10/29/16)		6.0	Point 2017
9.	354	North Greenville (10/5/13)	7.	702	Allen (11/6/04)		6.0	Gardner-Webb 2019
10.	353	Lees-McRae 1993	8.	688	Liberty (11/10/01)	<b>Most Tackles For Loss</b>		
<b>Most Rushing Touchdowns Scored</b>			9.	682	at Liberty (11/12/16)	1.	19.0	Guilford (9/2/00)
1.	8	Guilford (9/2/00)	10.	677	at Presbyterian (11/7/09)	2.	17.0	at Savannah State (10/12/02)
2.	7	West Virginia Wesleyan (10/15/05)	<b>Most Points Scored</b>			3.	16.0	at Jacksonville (10/6/01)
3.	6	Point (8/28/14)	1.	71	Bethel 1998	4.	15.0	Hampton (11/9/19)
	6	Kentucky State (9/3/16)	2.	66	Point 2017	5.	14.0	at Gardner-Webb (10/24/15)
5.	5	10 Times	3.	63	West Virginia Wesleyan (10/15/05)		14.0	Jacksonville (10/26/02)
<b>Most Passes Attempted</b>			4.	61	Point (8/28/14)	7.	13.0	at Presbyterian (9/12/98)
1.	55	Liberty (10/10/01)	5.	59	at Coastal Carolina (10/1/16)		13.0	South Carolina State (9/5/98)
2.	54	at North Greenville (9/29/07)	6.	58	Allen (11/6/04)		13.0	Savannah State (10/5/19)
3.	53	VMI (10/23/10)		58	Guilford (9/2/00)	10.	12.0	at South Carolina State (9/4/99)
4.	52	at Wofford (9/8/07)		58	Mississippi Valley State 2017		12.0	Bucknell (10/29/16)
5.	51	at The Citadel (11/21/02)	9.	57	Kentucky State (9/3/16)	<b>Most Fumbles Forced</b>		
6.	49	Presbyterian (11/10/07)	10.	55	North Greenville (10/23/04)	1.	4	VMI (11/1/08)
	49	at Howard (10/9/04)		55	North Greenville 1998		4	West Virginia State (9/16/00)
	49	at Florida (9/5/09)	<b>Most Touchdowns Scored</b>				4	Jacksonville (9/16/05)
9.	48	Coastal Carolina (11/12/11)	1.	9	Point (8/28/14)		4	at Norfolk State (9/21/13)
	48	North Greenville (10/25/03)		9	West Virginia Wesleyan (10/15/05)	5.	3	Nine Times
<b>Most Passes Completed</b>			3.	8	Allen (11/6/04)	<b>Most Fumbles Recovered</b>		
1.	34	at North Greenville (9/29/07)		8	at Coastal Carolina (10/1/16)	1.	4	at Savannah State (10/12/02)
2.	31	Gardner-Webb (11/4/06)		8	North Greenville (10/23/04)		4	Jacksonville (9/16/05)
	31	at Wofford (9/8/07)		8	Guilford (9/2/00)		4	at Norfolk State (9/21/13)
4.	30	Presbyterian (11/10/07)		8	Kentucky State (9/3/16)		4	Wofford (9/23/00)
	30	at Wofford (9/6/08)		8	North Greenville (9/19/98)	5.	3	at Coastal Carolina (11/22/08)
6.	29	at The Citadel (11/21/02)	9.	7	Eight Tied		3	VMI (11/1/08)
	29	VMI (10/2/04)	<b>Most Punt Return Yards</b>				3	Guilford (9/2/00)
8.	28	Five Times	1.	248	Kentucky State (9/3/16)		3	West Virginia State (9/16/00)
<b>Highest Pass Completion Percentage (Min 10 Passes)</b>				248	Monmouth (10/10/15)	9.	2	32 Tied
1.	83.3	at Kentucky (11/6/10)	3.	103	Monmouth (10/10/15)	<b>Most Pass Breakups</b>		
2.	81.8	at Jacksonville (11/20/99)		88	at North Greenville (9/24/05)	1.	12	Gardner-Webb (11/10/12)
3.	80.0	Allen (11/6/04)	4.	80	The Citadel (9/20/14)	2.	10	West Virginia State (9/21/96)
	80.0	Presbyterian (11/13/10)	5.	77	Tusculum (11/9/96)		10	VMI (10/23/10)
	80.0	Guilford (9/2/00)		77	at Savannah State (10/7/06)		10	Coastal Carolina (10/31/15)
6.	77.8	West Virginia State (11/17/01)	7.	74	Gardner-Webb (11/10/12)	5.	9	Jacksonville (9/16/05)
7.	76.7	at Gardner-Webb (11/5/05)	8.	72	VMI (10/21/06)		9	North Greenville (9/19/98)
8.	76.5	Savannah State (10/3/09)	9.	67	at Kennesaw State (11/7/15)		8	Tusculum (11/6/99)
	76.5	Georgetown (10/28/06)	10.	66	at Liberty (11/11/06)	7.	8	at South Florida (11/2/02)
10.	76.2	Presbyterian (11/8/08)		66	West Virginia State (11/17/01)		8	Stony Brook (11/14/09)
<b>Most Passing Yards</b>			<b>Most Kick Return Yards</b>				8	at Austin Peay (10/17/98)
1.	431	North Greenville (10/25/03)	1.	262	Gardner-Webb (10/16/10)	<b>Most Blocked Kicks</b>		
2.	419	Allen (11/6/04)	2.	255	at Wofford (9/6/08)	1.	2	North Greenville (10/5/13)
3.	406	Gardner-Webb (11/4/06)	3.	230	Liberty (11/10/01)		2	at Austin Peay (10/17/98)
	406	Austin Peay (10/13/01)	4.	213	at South Florida (11/2/02)		2	Liberty (10/20/07)
5.	398	at North Greenville (9/29/07)	5.	209	at Presbyterian (9/12/98)		2	VMI (10/2/06)
6.	397	Coastal Carolina (11/12/11)	6.	207	at Wofford (9/22/01)		2	Jacksonville State (9/15/07)
7.	396	at The Citadel (11/21/02)	7.	205	Norfolk State (9/24/11)	6.	1	34 Tied
8.	389	Mars Hill (9/18/10)	8.	199	at Hawai'i (9/22/07)			
9.	382	Presbyterian (11/10/07)	9.	180	North Greenville (10/25/03)			
10.	372	North Greenville (10/23/04)	10.	174	at Coastal Carolina (11/20/04)			
	372	North Greenville (9/19/98)	<b>Most Interceptions</b>					
<b>Most Touchdown Passes</b>			1.	4	Lenoir-Rhyne (10/2/99)			
1.	6	North Greenville (10/23/04)		4	at Presbyterian (11/7/09)			
2.	5	Edward Waters (11/15/08)		4	Gardner-Webb (11/8/14)			
	5	Presbyterian (11/13/10)		4	at Liberty (11/11/00)			
	5	at The Citadel (9/9/06)		4	Kennesaw State (11/19/16)			
5.	4	20 Tied		4	Edwawrd Waters (10/14/06)			
				4	at Campbell (11/17/18)			
			8.	3	16 Tied with 3			

2021 CHARLESTON SOUTHERN SPRING FOOTBALL

GAME 1 | AT KENNESAW STATE

CHARLESTON SOUTHERN TEAM SEASON RECORDS

Rushing Yards			Total Offense Yards			Kick Return Yard Average		
1.	3,028	2013	1.	4801	2014	1.	25.4	2016
2.	2,932	2016	2.	4777	2013	2.	23.4	1998
3.	2,799	2015	3.	4667	2015	3.	22.7	2015
4.	2,726	2014	4.	4504	2016	4.	22.6	2008
5.	2,221	2012	5.	4341	2019	5.	22.3	2014
6.	2,123	2017	6.	4120	2001	6.	21.6	2001
7.	1,996	1993	7.	4077	2005	7.	20.8	1993
8.	1,978	2000	8.	4065	2009	8.	20.4	2013
9.	1,853	2018	9.	3992	2006	9.	20.4	2003
10.	1,834	2019	10.	3910	2007	10.	20.2	1994
Rushing Touchdowns			All Purpose Yards			Interceptions		
1.	30	2016	1.	5944	2014	1.	18	2006
3.	30	2015	2.	5846	2015	2.	16	2002
2.	27	2014	3.	5733	2013	3.	15	2014
4.	22	2013	4.	5655	2016		15	2019
5.	20	2000	5.	5404	2009	5.	13	2008
	20	2005	6.	5394	2007		13	2000
	20	2017	7.	5350	2001		13	1999
	20	1999	8.	5110	2005		13	2010
9.	19	2012	9.	5047	2006		13	2018
10.	16	2001	10.	4965	2019	10.	12	2009
	16	1992	Total Points Scored				12	2004
	16	2018	1.	368	2015	Tackles For Loss		
Rushing Yards/Game			2.	363	2016	1.	96.0	2002
1.	266.5	2016	3.	341	2014	2.	95.0	2019
2.	232.9	2013	4.	313	2005	3.	84.0	2001
3.	227.2	2014		313	2013	4.	83.0	2000
4.	215.3	2015	6.	300	2006	5.	81.5	1999
5.	201.9	2012	7.	277	2008	6.	81.0	2018
6.	193.0	2017	8.	268	Three Seasons	7.	78.0	2016
7.	181.5	1993	PAT Kicks Made				78.0	2013
8.	179.8	2000	1.	45	2016	9.	76.0	1998
9.	168.5	2018	2.	40	2015	10.	73.0	2008
10.	166.4	1999	3.	36	2014	Quarterback Sacks		
Passing Yards				36	2005	1.	35.0	2019
1.	2,863	2006	5.	34	2006	2.	34.0	2017
2.	2,706	2007	6.	32	2013	3.	31.0	2002
3.	2,666	2005		32	2004	4.	29.0	2001
4.	2,599	2004	8.	31	2017		29.0	2016
5.	2,581	2001	9.	30	2000	3.	28.0	2000
6.	2,507	2019	10.	29	2007	7.	26.0	2013
7.	2,453	2003		29	2010	8.	24.0	2006
7.	2,423	2010	Field Goals Made			9.	23.5	1998
9.	2,273	2002	1.	20	2019	10.	22.0	2008
10.	2,267	2009	2.	16	2009	Fumbles Forced		
Passing Touchdowns			3.	12	2018	1.	18	2000
1.	26	2008	4.	11	2013	2.	16	2008
2.	23	2006		11	2001	3.	14	1996
3.	22	2010		11	2007		14	1997
	22	2004		11	2014	5.	11	2013
5.	21	2007	8.	10	2008		11	2019
6.	20	2005	9.	9	2011	7.	10	2003
7.	18	2016		9	1998		10	2002
	18	2019	Average Yards/Punt			9.	9	2006
9.	16	2013	1.	43.60	1998		9	2007
	16	2015	2.	42.81	2019	Fumbles Recovered		
Pass Completion Percentage			3.	41.42	2017	1.	17	2000
1.	68.7	2006	4.	39.82	2018	2.	14	2008
2.	60.9	2005	5.	39.67	1996		14	2003
3.	60.6	2004		39.67	1997	4.	12	2002
4.	60.2	2008	7.	38.46	2011	5.	11	2019
5.	58.4	2010	8.	37.47	2000	6.	10	2007
6.	57.0	2009	9.	36.80	2016		10	2005
7.	56.9	2019	10	36.72	2007	8.	9	1996
8.	56.5	2007	Punt Return Yard Average				9	1997
9.	56.4	2001	1.	15.5	2015		9	2013
10.	54.2	2000	2.	14.4	2014	Passes Defended		
Passing Yards/Game			3.	13.9	2006	1.	60	2002
1.	260.3	2006	4.	13.8	2016	2.	52	2010
2.	259.9	2004	5.	13.5	1996	3.	51	2005
3.	246.0	2007	6.	13.2	1995		51	2016
4.	242.4	2005	7.	11.1	2002	5.	49	2013
5.	234.6	2001	8.	11.0	2018		49	2008
6.	220.3	2010	9.	10.7	2011		49	2014
7.	208.9	2019	10.	10.3	1998	8.	49	2019
8.	206.1	2009				9.	48	1999
9.	204.4	2003				10.	46	2006
10.	189.4	2002						

■ LAST TIME IT HAPPENED

■ CHARLESTON SOUTHERN

RUSHING

30 attempts	34, C. Reyes at Appalachian State 09/28/13*
200 yards	226, A. Copeland vs. West Virginia Wesley College 10/15/05
4 TDs	T. Allen vs. Presbyterian 10/20/12
3 TDs	3, London Johnson vs. Elon, 9/22/18
100-yard Game	123, Kendrick Bell vs. Campbell, 11/23/19
Two 100-Yd performances (same game)	127, B. Robinson, D. Hammond vs. N. Greenville, 9/12/15
BTB 100-yard Games	Kendrick Bell, 123 at Presbyterian, 11/16/19, 123 vs. Campbell, 11/23/19

PASSING

30-39 attempts	37, Jack Chambers at Gardner-Webb, 11/2/19
40-49 attempts	45, Jack Chambers at Kennesaw State, 10/12/19
50 attempts	53, A. Trudnowski vs. VMI 10/23/10
20-29 completions	25, Jack Chambers at Gardner-Webb, 11/2/19
30-39 completions	34, E. Byrd vs. North Greenville 9/29/07
300 yards	301, A. Brown, vs. Liberty 11/14/15
400 yards	419, C. Drafts vs. Allen 11/6/04
3 TDs	4, Jack Chambers vs. Campbell, 11/23/19
4 TDs	4, Jack Chambers vs. Campbell, 11/23/19
5 TDs	C. Drafts vs. The Citadel 9/9/06

RECEIVING

10+ receptions	10, N. Perera vs. Jacksonville 09/08/12
150 yards	232, N. Perera vs. Stony Brook 11/05/11
200 yards	232, N. Perera vs. Stony Brook 11/05/11
Two 100-yard receivers (same game)	N. Perera, 7-128 yards, 2 TD, K. Dinkins, 6-114 yards, 2 TDs vs. Liberty 11/14/15

TOTAL OFFENSE

600 yards	620, Point, 9/23/17
500 yards	503 vs. Virginia Lynchburg, 10/13/18
400 yards	486 vs. Campbell, 11/23/19

FIELD GOALS

50+ yards	51, Alex Usry at Presbyterian, 11/16/19
4 FG made	N. Ellis vs. Savannah St., 10/6/07

TOUCHDOWN RETURNS (YARDAGE)

Kickoff	80, James Allen at Hampton, 9/29/18
Punt	45, Taz Lindsey vs. Mississippi Valley State, 9/30/17
Interception	52, James Allen at Campbell, 11/17/18
Fumble	61, A. Ellis at Kennesaw State, 11/7/15
Blocked Field Goal	68, P. Ashley vs. Jacksonville State, 9/15/07
Blocked Punt	17, L. Mathis at Vanderbilt, 10/11/14

RUN/PASS DISTANCE

90-yard run	90, A. Singleton at Austin Peay, 10/14/00
80-yard run	84, C. Reyes vs. Gardner-Webb, 11/8/14
70-yard run	70, Jack Chambers at Gardner-Webb, 11/2/19
60-yard run	70, Jack Chambers at Gardner-Webb, 11/2/19
50-yard run	70, Jack Chambers at Gardner-Webb, 11/2/19
90-yard pass	92, J. Stills vs. Austin Peay, 10/13/01
80-yard pass	87, Shane Bucenell to Kameron Brown vs. Miss. Valley St., 9/30/17
70-yard pass	72, Jack Chambers to Garris Schwarting vs. Virginia Lynchburg, 10/13/18
60-yard pass	65, London Johnson to Kenny Dinkins at Monmouth, 11/3/2018

TEAM

Shutout opponent at home	Gardner-Webb, 16-0, 11/10/18
Shutout opponent on road	at Presbyterian, 7-0, 10/14/17
Played Overtime	Charlotte (W, 47-41) 9/27/14
Forced five turnovers	5 at Gardner-Webb, 11/2/19
Scored a safety	M. Taylor at Florida State, 9/10/16
Game-winning field goal	T. Tekac (42 yards) vs. Liberty, 11/18/17
Blocked a punt	Justin McIntire at Campbell, 11/17/18
Scored 40 points	41 vs. Campbell, 11/23/19
Scored 50 points	58 vs. Virginia Lynchburg, 10/13/18
Scored 60 points	66 vs. Point, 9/23/17
Blocked a FG	1, Brandon Rowland at Savannah State, 10/6/18

■ OPPONENTS

RUSHING

30+ attempts	33, L. Byrd at Presbyterian, 11/07/09
200 yards	221, Pete Guerriero vs. Monmouth, 10/26/19
4 TDs	M. Adkins II, at Colorado, 10/19/13
3 TDs	3, Daniel David at Kennesaw State, 10/12/19
Two 100-yard rush (same game)	147 K. Harris, 118 M. Denson at South Carolina, 9/7/19

PASSING

30-39 attempts	33, Kalen Whitlow at Gardner-Webb, 11/2/19
40-49 attempts	47, Deondre Francois vs. Hampton, 11/9/19
20-29 completions	26, Deondre Francois vs. Hampton, 11/9/19
300 yards	316, Kalen Whitlow at Gardner-Webb, 11/2/19
3 TDs	3, Deondre Francois vs. Hampton, 11/9/19
4 TDs	4, Kalen Whitlow at Gardner-Webb, 11/2/19
5 TDs	5, F. Franks at Florida, 9/2/18
6 TDs	B. Moniz at Hawaii, 9/25/10
4+ interceptions	N/A

RECEIVING

10+ receptions	10, Jadakis Bonds vs. Hampton, 11/9/19
200+ yards	214, K. Norrell at Stony Brook, 10/06/12
150-179 yards	172, Izaiah Gathings at Gardner-Webb, 11/2/19
140-149 yards	149, J. Turner vs. Jacksonville, 10/26/02
130-139 yards	131, G. Salas at Hawaii, 9/25/10
3 TDs	3, Jadakis Bonds vs. Hampton, 11/9/19

TOTAL OFFENSE

700 yards	775 at South Carolina, 9/7/19
600 yards	775 at South Carolina, 9/7/19
500 yards	539 vs. Monmouth, 10/26/19
400 yards	539 vs. Monmouth, 10/26/19

FIELD GOALS

50+ yards	50, M. Bevins vs. Liberty, 10/24/09
5 FG attempts	M. Sharpe at VMI, 10/11/03

TOUCHDOWN RETURNS (YARDAGE)

Kickoff	93, C. Walden at Jacksonville, 9/17/11
Punt	89, J. Wilson at Florida State, 9/10/16
Interception	44, Peters vs Liberty, 11/14/15
Fumble	70, J. Washington vs. VMI, 10/13/12

RUN/PASS DISTANCE

80-yard run	84, Jah-Maine Martin, 9/14/19
70-yard run	76, Jah-Maine Martin, 9/14/19
60-yard run	63, Pete Guerriero, 10/26/19
50-yard run	63, Pete Guerriero, 10/26/19
90-yard pass	91, B. Parson vs. Liberty, 11/10/01
80-yard pass	87, K. Hughes, 11/03/07
70-yard pass	77, Stevenson to Rembert vs. Virginia Lynchburg, 10/13/18
60-yard pass	60, Ryan Hilinski to Bryan Edwards, at South Carolina, 9/7/19

TEAM

Shutout Charleston Southern on road	at Kennesaw State, 39-0, 11/11/17
Scored 30-39 points	31 vs. Campbell, 11/23/19
Scored 40-49 points	45 at Kennesaw State, 10/12/19
Scored 50-59 points	72 at South Carolina, 9/7/19
Scored 60+ points	72 at South Carolina, 9/7/19
Scored safety	Team at Mississippi State, 9/2/17
Blocked a field goal	Team at Florida, 9/2/18

BOLD is from 2021 Season

\*Denotes CSU School Record