



# KENNESAW STATE OWLS

#9 Kennesaw State vs Charleston Southern • Saturday, March 13, 2021 • 1 PM

## GAMEDAY INFORMATION

TV: ESPN+

Play-by-Play: Nolan Alexander

Analyst: Roddy Jones

Producer: Will Adams



KSU DIGITAL NETWORK (TuneIn App)

Play-by-Play: Nathan McCreary

Analyst: Barclay Miller

Host: Brandon Joseph

Producer: Jordan Griffitt



## 2021 SPRING SCHEDULE

FEB 27 **SHORTER W, 35-3**

MAR 13 **CHARLESTON SO.**  
Fifth Third Bank Stadium  
1 PM | ESPN+

MAR 20 **DIXIE STATE**  
Fifth Third Bank Stadium  
1 PM | ESPN+

MAR 27 **at GARDNER-WEBB**  
Boiling Springs, N.C.  
1 PM | ESPN+

APR 3 **ROBERT MORRIS**  
Fifth Third Bank Stadium  
1 PM | ESPN+

APR 10 **at MONMOUTH**  
W. Long Branch, N.J.  
1 PM | ESPN+

APR 24 **FCS PLAYOFFS RD 1**  
Location: TBA  
16-Team Bracket: Higher Seeds Host

## NUMBERS TO KNOW

36

» KSU has been ranked in the top 25 for 36 straight weeks, dating back to week nine of the 2017 season.

53

» The Owls have at least one rushing TD in 53 consecutive games, a streak that spans four full seasons.

## TOP STORYLINES

• Kennesaw State opens Big South play on Saturday, welcoming Charleston Southern to town for the sixth all-time meeting between the two programs.

• The Owls are looking for their third Big South Conference championship in the last four seasons and their fourth consecutive FCS Playoffs appearance this spring.

• KSU is looking to join Coastal Carolina as the only programs in league history to make the playoffs in four consecutive seasons.

• The Owls have dominated the Big South during the last three years, winning 15 of their last 16 conference games and doing so by a 31.6 average margin of victory.

• Kennesaw State is 4-1 in Big South openers and has won three in a row. KSU is also 5-0 when coming off a bye week, scoring at least 36 points in all five games.

• KSU is 3-2 all-time against the Bucs, dropping the first two meetings, before winning three straight.

• Charleston Southern is one of two programs to defeat Kennesaw State twice, knocking off the Owls in 2015 and 2016.

• In the last three meetings, KSU is 3-0 against the Bucs, including outscoring CSU 121-33. Saturday's matchup marks the first opponent the Owls will play for a sixth time.

• The Owls are looking to start 2-0 for the first time since the inaugural season in 2015 when KSU started 3-0.

• Dating back to week two of the 2017 season, Kennesaw State has won 35 of its last 41 games for an 85.3 winning percentage.

• Kennesaw State is 28-5 all-time in Fifth Third Bank Stadium, including winning 19 of its last 20 regular season home games.

• KSU returns seven of 11 starters on defense that ranked No. 3 in the country last year, while eight starters return on offensive for the top rushing attack in the nation.

• KSU is one of five teams in the country to win a playoff game in each of the last three seasons, joined by North Dakota State, JMU, UNI and Weber State. The Owls are also one of nine programs to appear in each of the last three FCS Playoffs.

• Kennesaw State and North Dakota State are the only FCS program to post 11-plus wins in each of the last three seasons.

## Season-Opening Dominance

• With a 35-3 victory in the season-opener against Shorter, KSU allowed three points or less for the 11th time in program history.

• In the last two season openers, the Owls have combined to outscore their opponents 94-3.

• In a dominant effort against Shorter, the KSU defense set a program record with six sacks and did not allow a single yard in the second and third quarters, including four consecutive drives of negative yardage.

## GOAT Status

• With a win against Charleston Southern, head coach Brian Bohannon would be the fastest coach in Big South history to reach 50 career coaching victories, coaching in just his 65th game this Saturday. The next closest coach is former Coastal Carolina HC David Bennett who needed 78 games.



## Notable Coaches to 50 Wins

Coach	Record	Total Gms
Paul Johnson	50-8	58
Urban Meyer	50-11	61
Kirby Smart	50-14	64
<b>Brian Bohannon</b>	<b>49-15</b>	<b>64</b>
Dabo Swinney	50-22	77
Nick Saban	50-29-1	80




## WHAT'S INSIDE

Schedule/Results	1	Team Roster	7
Team Notes	1	Rushing Numbers	9
Offensive Depth Chart	2	The Last Time	10
Defensive Depth Chart	3	Game-by Game Stats	12
News & Notes	4	Series History	14
Quick Facts	4	Top-25 History	16
Record Breakdown	4	Year-by-Year Results	17
Preseason Central	5	Season Stats	18
Coach Bohannon	6	Depth Chart	24

## IN-DEPTH CHART: OFFENSE

LT

**55 Jake LASSITER**

- 6-1 • 240 • Sr.
- Played 55 snaps in opener against Shorter
- Big South Preseason All-Conference first team in 2020
- Helped pave the way for nation's top rushing attack in 2019
- Former tight end who transferred from FAU to Coffeyville CC


**63 Savon SIMMONS**

- 6-2 • 270 • Jr.
- Saw action in five games last season, played vs. Shorter
- Played in two games in 2018
- Fayette County Offensive Lineman Of the Year as a senior
- Same HS (Sandy Creek) as Justin Sumpter & Megatron

LG

**62 Chris DYE**

- 6-3 • 265 • Sr.
- Big South Preseason All-Conference first team in 2020
- Made 10 starts last season, including final four games
- Named best returning lineman in Big South by HERO Sports
- Played 2017 season at Holmes Community College in Miss.


**78 Zach THOMPSON**

- 6-4 • 315 • Sr.
- Played in 13 games last season
- 27 career games played, including 8 snaps vs. Shorter
- Honorable mention all-state as HS senior
- Four-year letterwinner at Emanuel County Institute

C

**73 William NANA FABU**

- 6-1 • 275 • Jr.
- Started 17 games in his career, including all 14 in 2019
- Played a season-high 91 snaps at Kent State (Sept. 7)
- Began career as a walk-on, later earned a scholarship
- Cybersecurity major

**66 Matt OLSON**

- 6-3 • 295 • Jr.
- Versatile offensive lineman that has played in all five spots
- Played in 13 games and made three starts in 2019
- Started at LG vs. Shorter with 45 snaps
- 2x offensive MVP recipient as a center at Forsyth Central HS

RG


**50 Terrell PAXTON**

- 6-0 • 310 • So.
- Played in 13 games with 12 starts, including final nine in 2019
- Second heaviest offensive lineman and fourth on team
- Career 43-11 record at Tucker HS
- Won three region titles and two state finals appearances

**77 Dominick KNOWLES**

- 6-4 • 295 • Jr.
- Played 19 games over 2 seasons at Georgia Military Academy
- Played 29 snaps in opener vs. Shorter
- Team averaged over 250 yards rushing and 37.6 points
- Starred at Providence Christian Academy

RT

**72 Sean BROWN**

- 6-2 • 265 • Jr.
- Played in eight games & made five starts at right tackle in '19
- Started at LT in opener vs. Shorter
- 3x 1A Private Region 7A All-Region member
- Also played varsity basketball at Tattnall Square Academy

**65 Zion KATINA**

- 6-2 • 285 • So.
- Played in 13 games with nine starts in 2019
- Billed as the most athletic offensive lineman
- Two-year starter at Independence High School
- Father & four uncles play in Christian rock band, The Katinas

WR

**86 Caleb O'NEAL**

- 6-2 • 200 • Sr.
- Played in 13 games and third on the team with 7 catches in '19
- Quarterback and punter for three years at Gordon Lee HS
- Walk-on who earned scholarship in 2019 fall camp
- Big Chick-Fil-A guy

**83 Will HAIGLER**

- 6-1 • 210 • So.
- Played in 10 games in 2019
- Commended for progress in physicality during spring camp
- 50 catches and six scores at Florida State University HS
- Earned third place in state at 182-pound class in wrestling

WR

**17 Chavis MARSHALL**

- 6-3 • 190 • So.
- Played in 12 games in 2019
- Won 3x state track titles at Worth County HS
- First team all-region performer as a senior
- Computer Science major


**19 KJ HANCOCK**

- 6-3 • 190 • So.
- Played 39 snaps in the season opener against Shorter
- Played in all 14 games during the 2019 season
- Caught 3 passes for 85 yards last year
- Majoring in Biology & Premedical Studies

SB


**9 Shaquil TERRY**

- 5-9 • 170 • Sr.
- Started all 14 games in 2019 & has played in 42 career games
- Caught a team-best 15 passes for 370 yards & five scores in '19
- Rushed for 383 yards and four touchdowns
- All-Big South second team in 2018

**2 Adeolu ADELEKE**

- 5-10 • 185 • Jr.
- Six rushes for 26 yards vs. Shorter
- Played in all 14 games and rushed for 125 yards on 14 carries
- Played in 10 games as a freshman with five carries for 79 yds.
- Earned 6A All-State honors at Heritage HS

SB


**12 Isaac FOSTER**

- 5-10 • 170 • Jr.
- Five rushes for 65 yards, a 13.0 average, vs. Shorter
- Named Preseason Big South Offensive Player of the Year
- 2019 All-Big South 2nd team ST despite playing just 7 games
- Program-record 14.9 yards per carry last season


**35 Irving SMITH**

- 5-8 • 200 • Sr.
- Played at East Paulding High School
- Rose in depth chart during spring camp
- Two rushes for 15 yards and 21 snaps vs. Shorter
- Native of Dallas, Ga.

RB

**1 Kyle GLOVER**

- 5-11 • 215 • Sr.
- Played in 14 games with three starts in 2019
- Rushed 59 times for 211 yards and two scores
- Career-highs with 17 rushes for 87 yards and a TD vs. Shorter
- Started career as a linebacker in 10 games in 2017

**29 Preston DANIELS**

- 5-11 • 250 • Fr.
- Played in four games and redshirted in 2019
- Four-year two-way starter at Washington County HS
- Averaged 6.4 yards a carry on seven attempts vs. Shorter
- Three-time all-state honoree

QB

**5 Tommy BRYANT**


- 6-1 • 195 • Sr.
- 14 rushes for 34 yards and 3 TD vs. Shorter
- Finished '19 2nd nationally in rushing touchdowns among QBs
- Led team with 16 rushing TDs, & carried 118 times for 683 yds
- First player KSU player to rush for 100 yds in 3 straight games

**16 Jonathan MURPHY**

- 6-0 • 195 • So.
- Set Big South playoff record for rushing TDs by a QB in 2019
- Set league playoff mark for rushing yards with 206 (11/30/19)
- Set program record for rushing yards by a QB at Wofford
- 6,000 passing yards & 52 TD in his career at Westchester HS

## IN-DEPTH CHART: DEFENSE

DE

**99 Peyton MOORE**

- 6-2 • 250 • Sr.
- Four tackles, two sacks, and a forced fumble vs. Shorter
- Totaled 24 stops, six TFL, and three sacks
- Has played in 38 games with 48 tackles and 14 TFL
- Transferred from Georgia State after 2016 season

**90 Marquez BAXTER**

- 6-3 • 190 • Fr.
- Had three tackles and a sack in start vs. Shorter
- Played a career-high 36 snaps against the Hawks
- HS career: 260 tackles, seven sacks, 26 TFL, four INTS
- Has four sisters

DT

**96 Travis BELL**

- 6-1 • 280 • Jr.
- Played in 13 games with eight starts in 2019
- Second on the team with five sacks
- Fourth on the team with nine TFL
- Played in 13 games as a freshman with 24 tackles

**54 Tyler MOORE**

- 6-1 • 250 • Jr.
- Made five starts and played in 12 games in 2019
- Had 19 tackles, 1.5 TFL, 2 fumble recoveries & 2 QB hurries
- Lived a dream on a scoop 'n' score at Presbyterian (Oct. 19)
- Has nine siblings

NT

**74 Desmond SCOTT**

- 6-1 • 285 • Sr.
- Started all 14 games last season
- Recorded 20 tackles, 2.5 TFL and one sack
- Won 2017 state title with Auburn's Bo Nix in HS
- Five tackles, TFL, and sack vs. Shorter

**57 Tyler SCOTT**

- 6-1 • 300 • Fr.
- Team-high two TFL, three tackles and a sack vs. Shorter
- Named first team all-region senior season
- Had 40 solo tackles, five TFL, and two sacks as a senior
- Named to the GACA All-Star team as a sophomore

DE


**95 Joel PARKER**

- 6-0 • 250 • So.
- Played in 13 games and made two starts
- Big South Defensive Player of the Week (9/16/19)
- Led the state of Alabama in sacks in 2017
- Gained 20 pounds in off-season


**51 Kelsey ALLEN**

- 6-1 • 240 • So.
- Played 39 snaps in the season opener
- Recorded three tackles against Shorter
- Played in 10 games as a freshman in 2019
- Had 11 tackles and 1.5 TFL in 2019

MLB

**49 Chance BATES**

- 6-0 • 240 • Jr.
- Played in all 14 games with seven starts last season
- Fourth on the team with 45 tackles, 29 of which were solo
- Four tackles and a QB hurry vs. Shorter
- Class 3A All-State selection by the Alabama Sportswriters


**43 Jack NESS**

- 6-0 • 210 • Jr.
- Played in nine games last season
- Has seen action in 20 career games with seven stops
- 7X Football and Wrestling State Champion at Buford HS
- Class 5A individual state wrestling champion

WLB

**41 Kareem TAYLOR**

- 6-0 • 210 • Sr.
- Named Big South All-Conference second team in 2019
- Finished second on the team with 56 tackles
- Team-high 8 tackles and 2 FR vs. Shorter
- Played in 18 games over two seasons at Shorter University


**44 Jalen BARNUM**

- 6-1 • 210 • Fr.
- All-region honors with 67 tackles and 3.0 sacks as a senior
- Yellow Jackets went 8-3 and to the GHSA playoffs 2nd round
- GACA all-star as a junior with 80 tackles and 3.0 sacks
- First career tackle in two-stop game vs. Shorter

SLB

**42 Bryson ARMSTRONG**

- 5-11 • 205 • Sr.
- Big South Conference Preseason Defensive Player of the Year
- 2019 Big South Conference Defensive Player of the Year
- Consensus All-America after team-high 95 tackles
- 2017 Jerry Rice National Freshman of the Year

**26 Demetrius PETTWAY**

- 6-1 • 205 • Jr.
- Played in 12 games and made 10 starts last season
- Recorded 36 tackles, 25 of which were solo, and two INTS
- Played in 13 games with 23 stops and two picks as a freshman
- Brother-in-law is J.D. McKissic of the Washington Football Team

SS

**30 Cole LODEN**

- 5-11 • 185 • Jr.
- Played in 14 games with three starts in 2019
- Recorded 25 tackles, 20 of which were solo
- Played in 13 games and made two starts as a freshman
- Younger brother, Cade, is also a defensive back


**36 Camari LOUIS**

- 5-10 • 190 • Fr.
- Nicknamed "Juice"
- Played in two games during redshirt season
- 33-10 during three seasons at Colquitt County
- 208 tackles, 125 solo tackles, five ints & two sacks in HS career

FS

**24 Jeremiah COMPTON**

- 6-1 • 190 • So.
- Played in 13 games last season
- Recorded 12 tackles on the year, nine of which were solo
- Region 1-7A Utility Player of the Year as a HS senior
- 2017 Top 50 Southern Pigskin South Georgia Top Players list


**25 Kadarius SATTERWHITE**

- 5-11 • 195 • Sr.
- Played in 11 games at Dodge City Community College
- Had 43 total tackles, 4.5 TFL, two pbu and a forced fumble
- Three tackles vs. Shorter
- 75 tackles and eight picks in Newnan HS career

CB

**31 Adesola ABISOYE**

- 5-10 • 190 • Sr.
- Played in 13 games with 10 tackles & two blocked kicks in '19
- Has played in 26 career games
- Has two interceptions in his career
- Second team Gwinnett County all-area team as a HS senior

**11 Je'Cory BURKS**

- 6-0 • 190 • So.
- Three solo tackles vs. Shorter
- Played in 13 games as a true freshman
- 2017 Georgia Football Magazine Academic all-state selection
- Computer Science major

CB

**21 Markeith MONTGOMERY**

- 5-10 • 195 • So.
- Had 2.0 TFL, 1.0 sack and four tackles in the season opener
- Recorded 25 tackles last season, 21 of which were solo
- Had a team-best three picks to rank 5th in the Big South
- Class 4A Region 6 Player of the Year & Walker County POY

**35 Ryan HARRIS**

- 5-10 • 180 • Fr.
- Walk-on who turned heads in offseason workouts and camp
- 3x state champion at Dutch Fork High School
- Made 56 tackles and two interceptions as a senior
- 2018 state qualifier in the 4x100 meter relay



## TEAM NEWS &amp; NOTES

## Minute Men

• In their first five-plus seasons, the Owls have 52 scoring drives of one minute or less, including a program-best 17 last season. KSU tallied one scoring drive less than one minute in the season-opener, scoring a touchdown in 35 seconds in the third quarter.

## One-Timer

• The Owls have 29 one-play scoring drives in program history, including 18 in the last 28 games. KSU recorded a program-best three one-play touchdown drives at Missouri State during the 2019 season.

## Owls Own The Big South

• In just five years of existence, Kennesaw State and head coach Brian Bohannon have four all-time playoff wins - tying the record by both a league member and head coach. Former member Coastal Carolina and its head coach, Joe Moglia, also collected four playoff victories.

## The Total Package

• Kennesaw State has led the Big South Conference in total defense each of the last three seasons and has finished in the top five in the nation in total defense each of the last two years.

• KSU was the only defensive unit in the country in 2019 to rank in the top five in total defense (2) and rushing defense (5), allowing just 88.9 yards per carry on the ground.

• In the first five years of the program, the Owls never ranked outside the top 20 in the country in total defense, including back-to-back seasons inside the top five.

## What a Rush

• Kennesaw State's spread option ground attack has become the most explosive rushing attack in all of FCS football, leading the nation in rushing yards per game two of the last three seasons, including a program-record 352.9 rushing yards per game in 2018.

## The Best in League History

• Bryson Armstrong enters the year as the Big South Preseason Defensive Player of the Year, the only player to capture the honor three times in his career. He heads into his senior season as the most decorated player in school history, including coming off consensus All-America honors last year.

## Back Like He Never Left

• After seeing his 2019 season cut short due to injury, Isaac Foster heads into 2021 as the Big South Preseason Offensive Player of the Year. Through seven games in 2019, he was one of the most dynamic running backs in the country, averaging 14.9 yards per carry and 162.3 all-purpose yards per game.

## Peach State Pride

• Since KSU's inception, the Owls hold the second-highest winning percentage among NCAA Division I football teams in the state of Georgia (2015-pres.). In that six-year span, Kennesaw State is the only Division I program in the state to capture two conference championships.

Rk	Team	Win%
1.	Georgia	.784
2.	Kennesaw State	.765
3.	Georgia Southern	.539
4.	Georgia State	.430
5.	Mercer	.426
6.	Georgia Tech	.422

## Somethin' Special

• Junior kicker Nathan Robertson finished second in all of FCS last season with 68 PAT's. He was also 10-of-14 on field goals to finish the season with a team-high 98 points. He currently has five points on the year, going a perfect 5-for-5 in PAT's in 2021.

• Nicholas Jones handled punting duties for the Owls last season and averaged 40.8 yards per punt, including a season-long 55-yarder. He pinned opponents inside the 20 yard line 10 times and had 17 fair catches.

## TOP 25 POLLS

STATS	Coaches
8 PS	-
9 W1	-
- W2	-
- W3	-
- W4	-
- W5	-
- W6	-
- W7	-
- W8	-
- W9	-
- W10	-
- W11	-
- W12	-
- W13	-
- W14	-
- FINAL	-

## QUICK FACTS

Institution Name	Kennesaw State University
Location	Kennesaw, Ga. 30144
Enrollment	41,000
Founded	1963
Nickname	Owls
Colors	Black & Gold
Affiliation	NCAA Division I FCS
Conference	Big South Conference
President	Dr. Pamela Whitten
Director of Athletics	Milton Overton
Athletic Website	KSUOwls.com
Home Field	Fifth Third Bank Stadium
» Capacity	8,300
» Surface	Bermuda Grass
» 2019 Record	11-3
Base Offense	Spread Option
Base Defense	4-2-5
First Season of Football	2015
All-Time Record	48-15 (.761)

## RECORD BREAKDOWN

Current Streak	Win 1
Current Home Streak	Win 1
Current Road Streak	Lost 1
Last Win	Feb. 27, 2021
	vs. Shorter, 35-3
Last Home Win	Feb. 27, 2021
	vs. Shorter, 35-3
Last Home Loss	Nov. 2, 2019
	vs. Monmouth, 45-21
Last Road Win	Nov. 30, 2019
	at No. 11 Wofford, 28-21
Last Road Loss	Dec. 7, 2019
	at No. 4 Weber State, 26-20

	2021	Under Bohannon
Overall	1-0	49-15
At home	1-0	28-5
On the road	0-0	20-10
At neutral site	0-0	1-0
Conference Games	0-0	20-7
Non-Conference Games	1-0	27-8
Overtime	0-0	1-2
Playoff games	0-0	4-3
Thursdays	0-0	2-2
Saturdays	1-0	47-13
Day (Before 6 p.m.)	1-0	34-8
Night (After 6 p.m.)	0-0	14-7
In February	1-0	1-0
In March	0-0	0-0
In April	0-0	0-0
In May	0-0	0-0
On Turf	0-0	16-9
On Grass	1-0	33-6
Vs. Ranked Opponents	0-0	6-7
Win Coin Toss	1-0	20-11
Lose Coin Toss	0-0	28-5
Score First	0-0	29-8
Opponent Scores First	1-0	20-7
Lead after 1st quarter	0-0	30-3
Tied after 1st quarter	0-0	10-8
Trail after 1st quarter	1-0	10-4
Lead after 2nd quarter	1-0	41-5
Tied after 2nd quarter	0-0	4-1
Trail after 2nd quarter	0-0	4-9
Lead after 3rd quarter	1-0	45-1
Tied after 3rd quarter	0-0	1-0
Trail after 3rd quarter	0-0	3-14
Have a 100-yd rusher	0-0	29-4
Allow a 100-yd rusher	0-0	6-6
Have a 300-yd passer	0-0	0-0
Allow a 300-yd passer	0-0	3-2
Have a 100-yd receiver	0-0	6-0
Allow a 100-yd receiver	0-0	4-6
Scoring < 20 points	0-0	6-6
Scoring 20-29 points	0-0	7-8
Scoring 30+ points	1-0	34-1
Allowing < 20 points	1-0	37-2
Allowing 20-29 points	0-0	6-7
Allowing 30+ points	0-0	2-6
Outgain opponent	1-0	45-9
Outgained by opp.	0-0	4-6
Win turnover margin	0-0	32-2
Lose turnover margin	0-0	3-8
Tie in turnovers	1-0	15-5
Close games (1-10)	0-0	14-10
Games (11-20)	0-0	6-2
Blowouts (20+)	1-0	29-3
Won Time of Poss.	0-0	39-11
Lost Time of Poss.	1-0	9-4

## COMMUNICATIONS STAFF

David Beall	Assistant AD for Communications
Email	jbeall2@kennesaw.edu
Office	470-578-7872
Cell	404-513-9272
Nolan Alexander	Assistant Director of Comm.
Email	nalaxa29@kennesaw.edu
Office	470-578-7789
Cell	770-713-3071

# 2021 PRESEASON CENTRAL

## 2021 PUNDITS' PICKS

Media Outlet	Big South Finish	National Ranking
Lindy's	1st	5
HERO Sports	1st	7
Street & Smith's	1st	11
Athlon Sports	1st	6
STATS FCS	1st	10
AFCA Coaches	n/a	--
Big South Coaches	2nd	n/a

## THE COACHES' 2021 PREDICTIONS

Rk	Team	1	2	3	4	5	Points
1.	Monmouth (6)	6	2	2	-	-	44
2.	Kennesaw State (3)	3	7	3	-	-	43
3.	Charleston Southern (1)	1	1	6	2	-	31
T4.	Gardner-Webb	-	-	1	4	5	16
T4.	Robert Morris	-	-	1	4	5	16

## PRESEASON POLL HISTORY

Season	Predicted Finish	Actual Finish
2021 - Spring	2nd	--
2020 - Fall	1st	DNP
2019	1st	2nd
2018	1st	1st
2017	T-1st	1st
2016	3rd	3rd

## PRESEASON ALL-CONFERENCE

No.	Name	Yr.	Pos.	Team
42	Bryson Armstrong	Sr.	LB	Defensive POY/First Team
12	Isaac Foster	Jr.	RB	Offensive POY/First Team
62	Chris Dye	Sr.	OL	First Team
55	Jake Lassiter	Sr.	OL	First Team
73	William Nana Fabu	Jr.	OL	First Team
9	Shaquil Terry	Sr.	RB	Honorable Mention
26	Demetrius Pettway	Jr.	DB	Honorable Mention
89	Nicholas Jones	Sr.	P	Honorable Mention
12	Issac Foster	Jr.	KR	Honorable Mention
12	Issac Foster	Jr.	PR	Honorable Mention

## PRESEASON ALL-AMERICANS

No.	Name	Outlet	Team
42	Bryson Armstrong	Hero Sports	First Team
42	Bryson Armstrong	STATS/FCS	First Team
42	Bryson Armstrong	Lindy's	First Team
42	Bryson Armstrong	Athlon Sports	First Team
42	Bryson Armstrong	Street & Smith's	First Team
42	Bryson Armstrong	Street & Smith's	Best NFL Prospect
62	Chris Dye	Lindy's	Second Team

## Bryson Armstrong »

Defensive Player of The Year



## « Isaac Foster

Offensive Player of The Year



# BRIAN BOHANNON

**HEAD COACH  
6TH SEASON**



## PERSONAL INFO

Born: December 17, 1970  
 Hometown: Griffin, Ga.  
 Alma Mater: Georgia '93  
 High School: Griffin HS  
 Wife: Melanie  
 Children: Blake, Braden and Brooke Anna

## BY THE NUMBERS

**Years as a Head Coach**

1 2 3 4 5 6

**Playoff Wins**

1 2 3 4

**Playoff Appearances**

1 2 3

**10-Win Seasons**

1 2 3

**Losing Seasons**

0

A program built on Effort, Attitude and Toughness, head coach Brian Bohannon has constructed Kennesaw State from the ground up and turned the Owls into a powerhouse program at the FCS level in just five seasons.

Hired on March 24, 2013 and tasked with building a football program from scratch, Bohannon and embraced the challenge and quickly turned Kennesaw State into the best five-year start-up program in college football history in 2019 with a 48-15 overall record, two Big South Conference championships, three straight appearances in the FCS Playoffs and four playoff victories.

Bohannon is a three-time finalist for the Eddie Robinson award as the nation's top FCS head coach, including a runner-up finish in 2018 and a third-place finish in 2017. He was named the AFCA National Coach of the Year in 2017 and is a two-time Big South Conference Coach of the Year.

He is second in Big South Conference history with 49 victories and he became the fastest coach to win 45 games when he reached the benchmark with a 38-35 win over Campbell on Nov. 9, 2019. In the first five years of the program, 72 national polls have been released with the Owls appearing in exactly 50-percent of the rankings. Of those 72 polls, Kennesaw State has been inside the top-10 41-percent of the time.

The 2019 season was the beginning of a new era in Kennesaw State football, as the original signing class moved on and gave way to a new crop of talented players hungry to continue the championship tradition. Not only did the team deliver, but they recorded the program's third-straight 11-win season and made a return trip to the FCS Playoffs where they knocked off No. 11 Wofford on the road in the opening round.

After putting the world on notice in 2017 with a 12-2 season, the Owls somehow outdid themselves during the 2018 campaign. Ranked No. 2 in the nation for much of the year, KSU earned the No. 4 overall seed in the playoffs and took an 11-game winning streak to a second consecutive quarterfinal appearance where the Owls held the third-longest home streak in the nation that dated back over two calendar years.

Bohannon, 50, put Kennesaw State on the map in 2017 when he led the Owls to a 12-2 season and an outright Big South Championship after finishing conference play undefeated at 5-0. Holding the country's top rushing offense, the Owls would make their first postseason berth in stellar fashion, getting revenge from their season-opening loss to Samford by winning 28-17 to advance.

The Owls then upset No. 3 Jacksonville State in the second round by scoring 14 unanswered second-half points to win 17-7. KSU's historic run would falter in the quarterfinals in a tough 34-27 loss to No. 5 Sam Houston State, but not before solidifying a young Kennesaw State team as one of the nation's top programs.

Bohannon is married to the former Melanie Cobb. The two have three children, sons Blake and Braden, and daughter Brooke Anna.

## CAREER NUMBERS

Year	School	Record
1996	Gardner-Webb (WR)	2-9
1997	Georgia Southern (WR)	10-3
1998	Georgia Southern (WR)	14-1
1999	Georgia Southern (WR)	13-2
2000	Georgia Southern (DB)	13-2
2001	Georgia Southern (DB)	12-2
2002	Navy (WR)	2-10
2003	Navy (WR)	8-5
2004	Navy (WR)	10-2
2005	Navy (WR)	8-4
2006	Navy (WR)	9-4
2007	Navy (WR)	8-4
2008	Georgia Tech (QB/B-backs)	9-4
2009	Georgia Tech (QB/B-backs)	10-3
2010	Georgia Tech (QB/B-backs)	6-7
2011	Georgia Tech (QB/B-backs)	8-5
2012	Georgia Tech (QB/B-backs)	7-7
2013	Kennesaw State (Head Coach)	--
2014	Kennesaw State (Head Coach)	--
2015	Kennesaw State (Head Coach)	6-5
2016	Kennesaw State (Head Coach)	8-3
2017	Kennesaw State (Head Coach)	12-2
2018	Kennesaw State (Head Coach)	11-2
2019	Kennesaw State (Head Coach)	11-3
2021	Kennesaw State (Head Coach)	1-0

**Totals (HC & Assistant) 198-89 (.689)**  
**Totals (Head Coach) 49-15 (.765)**

## POSTSEASON HISTORY

Year	School	Finish
1997	Georgia Southern	I-AA Playoffs
1998	Georgia Southern	I-AA National Finalist
1999	Georgia Southern	National Champion
2000	Georgia Southern	National Champion
2001	Georgia Southern	I-AA Playoffs
2003	Navy	EV1.net Houston Bowl
2004	Navy	Emerald Bowl
2005	Navy	Poinsettia Bowl
2006	Navy	Meineke Car Care Bowl
2007	Navy	Poinsettia Bowl
2008	Georgia Tech	Chick-fil-A Bowl
2009	Georgia Tech	FedEx Orange Bowl
2010	Georgia Tech	Independence Bowl
2011	Georgia Tech	Hyundai Sun Bowl
2012	Georgia Tech	Hyundai Sun Bowl
2017	Kennesaw State	FCS Quarterfinals
2018	Kennesaw State	FCS Quarterfinals
2019	Kennesaw State	FCS Second Round

## THE ACCOLADES

Honors & Awards	Year
Eddie Robinson Award - Runner-Up	2018
AFCA District Coach of the Year	2018
Big South Coach of the Year	2018
Eddie Robinson Award - Finalist (3rd place)	2017
AFCA FCS National Coach of the Year	2017
Big South Coach of the Year	2017
Eddie Robinson Award - Finalist (8th place)	2016



1989-93 - Student-Athlete  
(Wide Receiver)



1994-95 - Graduate Assistant



1996 - Assistant Coach (WR)



1997-99 - Asst. Coach (WR)  
2000-01 - Asst. Coach (DB)



2002-07 - Asst. Coach (WR)



2008-12 - Asst. Coach (QB)



2013-Present - Head Coach  
49-15 (.765)



## NUMERICAL ROSTER

No.	Name	Pos.	Ht.	Wt.	Cl.	Hometown /Previous School
1	Kyle Glover	RB	5-11	215	Sr.	Eastman, Ga. / Dodge County HS
2	Adeolu Adeleke	RB	5-10	185	Jr.	Conyers, Ga. / Heritage HS
3	Iaan Cousin	RB	6-0	165	Fr.	Carrollton, Ga. / Mount Zion HS
4	Antavius Grier	RB	5-9	160	Jr.	Jackson, Ga. / Jackson HS
5	Tommy Bryant	QB	6-1	195	Sr.	Tuscaloosa, Ala. / Northridge HS
6	Sharmari Reed	DB	6-0	190	Fr.	Fayetteville, Ga. / Trinity Christian
7	Brandon Simmons	RB	6-0	235	Sr.	Pleasant Grove, Ala. / Pleasant Grove HS
8	Xavier Shepherd	QB	6-0	205	Fr.	Nashville, Tenn. / Pearl-Cohn HS
9	Shaquil Terry	RB	5-9	170	Sr.	Bessemer, Ala. / McAdory HS
10	Arendez Fedd	QB	6-1	215	Fr.	Locust Grove, Ga. / Dutchtown HS
11	Je'Cory Burks	DB	6-0	195	So.	Perry, Ga. / Perry HS
12	Isaac Foster	RB	5-10	170	Jr.	Summerville, Ga. / Chattahoochee HS
13	Ladarius Clardy	QB	6-0	170	Fr.	Pensacola, Fla. / Pine Forest HS
14	Xavier Hill	WR	6-2	200	Fr.	Pleasant Grove, Ala. / Pleasant Grove HS
15	Nykeem Farrow	RB	5-9	170	Fr.	Cochran, Ga. / Bleckley County HS
16	Jonathan Murphy	QB	6-0	195	So.	Los Angeles, Calif. / Long Beach CC
17	Chavis Marshall	WR	6-3	190	So.	Sylvester, Ga. / Worth County HS
18	DeAngelo Hardy	QB	5-10	175	Fr.	Chattanooga, Tenn. / McCallie School
19	KJ Hancock	WR	6-1	225	Sr.	Suwanee, Ga. / Mimami (Ohio)
20	Cincere Mason	DB	6-0	215	Jr.	Atlanta, Ga. / Grady HS
21	Markeith Montgomery	DB	5-10	195	So.	Flintstone, Ga. / Ridgeland HS
22	Elijah Kirby	DB	6-1	205	Fr.	Sandy Springs, Ga. / Riverwood HS
23	Kemari McGowan	RB	5-10	175	Fr.	Murfreesboro, Tenn. / Middle Tenn Christian
24	Jeremiah Compton	DB	6-1	190	So.	Waverly, Ga. / Camden County HS
25	Kadarius Satterwhite	DB	5-11	195	Sr.	Newnan, Ga. / Dodge City CC
26	Demetrius Pettway	LB	6-1	210	Jr.	Phenix City, Ala. / Central HS
27	Cade Loden	DB	6-0	175	Fr.	St. Mary's, Ga. / Camden County HS
27	Jack Plummer	RB	5-7	185	Jr.	Buford, Ga. / Mill Creek HS
28	Austin Harvey	DB	5-9	165	Fr.	Hiram, Ga. / East Paulding HS
29	Preston Daniels	RB	5-11	250	Fr.	Sandersville, Ga. / Washington County HS
30	Cole Loden	DB	5-11	185	Jr.	St. Mary's, Ga. / Camden County HS
31	Adesola Abisoye	DB	5-10	190	Sr.	Loganville, Ga. / Grayson HS
32	D'Andre Ferguson	DB	5-10	170	Fr.	Kennesaw, Ga. / North Cobb HS
32	Marquis Ledet	RB	6-0	190	Fr.	Marietta, Ga. / Osborne HS
33	Caleb Brown	DB	6-2	150	Fr.	Douglasville, Ga. / Lithia Springs HS
33	Cade Radam	RB	6-0	205	Fr.	Canton, Ga. / Creekview HS
34	Java'n Singletary	DB	6-0	195	Jr.	Bonaire, Ga. / Georgia Southern
35	Ryan Harris	DB	5-10	180	Fr.	Irmo, S.C. / Dutch Fork HS
35	Irving Smith	RB	5-8	200	Sr.	Dallas, Ga. / East Paulding HS
36	Camari Louis	DB	5-10	190	Fr.	Moultrie, Ga. / Colquitt County HS
37	Cole Gilley	RB	5-10	210	So.	Fayetteville, Ga. / Starrs Mill HS
38	Donte Justice	DB	5-11	180	Fr.	Gordon, Ga. / Baldwin HS
39	William Jenkins	LB	6-0	200	Fr.	Decatur, Ga. / Cedar Grove HS
41	Kareem Taylor	LB	6-0	210	Sr.	Rincon, Ga. / Shorter University
42	Bryson Armstrong	LB	5-11	205	Sr.	Marietta, Ga. / Kell HS
43	Jack Ness	LB	6-0	210	Jr.	Buford, Ga. / Buford HS
44	Jalen Barnum	LB	6-1	210	Fr.	Jesup, Ga. / Wayne County HS
45	Xavier Reddick	LB	6-1	230	Sr.	Powder Springs, Ga. / Georgetown
47	Zane McCracken	LS	6-2	200	Fr.	Calhoun, Ga. / Calhoun HS
49	Chance Bates	LB	6-0	240	Jr.	Muscle Shoals, Ala. / Colbert County HS
50	Terrell Paxton	OL	6-0	310	So.	Stone Mountain, Ga. / Tucker HS
51	Kelcy Allen	DL	6-1	240	So.	Smith Station, Ala. / Glenwood School
52	Antwann Fann	OL	6-3	310	Fr.	Perry, Ga. / Perry HS
52	Shane McCormick	LB	5-11	215	Fr.	Athens, Ga. / Prince Avenue Christian HS
53	Jomier Augustine	LB	5-10	220	So.	Lawrenceville, Ga. / Howard University
54	Tyler Moore	DL	6-1	250	Jr.	Phenix City, Ala. / Central HS
55	Jake Lassiter	OL	6-1	240	Sr.	Coral Springs, Fla. / Coffeyville CC
56	Demetric Barnes	DL	6-4	295	Fr.	Stone Mountain, Ga. / Arabia Mountain HS
57	Tyler Scott	DL	6-1	300	Fr.	Jackson, Ga. / Jackson HS
58	Jahon Myers	DL	6-3	250	Fr.	Luella, Ga. / Luella HS
59	Cameron Donald	DL	6-1	250	Fr.	Pelzer, S.C. / Woodmont HS
60	Devin Floyd	OL	6-1	270	Fr.	Rome, Ga. / Rome HS
61	Darron Willis	OL	6-2	240	Fr.	Alpharetta, Ga. / St. Francis HS
62	Chris Dye	OL	6-3	265	Sr.	Greenville, Miss. / Holmes CC
63	Savon Simmons	OL	6-2	270	Jr.	Fayetteville, Ga. / Sandy Creek HS
64	Jacob Potter	LS	6-0	235	Jr.	Adairsville, Ga. / Adairsville HS
65	Zion Katina	OL	6-2	285	So.	Franklin, Tenn. / Independence HS

## A-Z ROSTER

No.	Name	Pos.
31	Adesola Abisoye	DB
2	Adeolu Adeleke	RB
92	Carlos Allen	DL
51	Kelcy Allen	DL
42	Bryson Armstrong	LB
53	Jomier Augustine	LB
56	Demetric Barnes	DL
44	Jalen Barnum	LB
93	Jayden Barron	DL
49	Chance Bates	LB
90	Marquez Baxter	DL
96	Travis Bell	DL
33	Caleb Brown	DB
72	Sean Brown	OL
5	Tommy Bryant	QB
11	Je'Cory Burks	DB
13	Ladarius Clardy	QB
24	Jeremiah Compton	DB
3	Iaan Cousin	RB
29	Preston Daniels	RB
70	James Dawson	OL
59	Cameron Donald	DL
62	Chris Dye	OL
52	Antwann Fann	OL
15	Nykeem Farrow	RB
10	Arendez Fedd	QB
32	D'Andre Ferguson	DB
60	Devin Floyd	OL
12	Isaac Foster	RB
85	Evan Fuller	K
79	Talon Gamble	OL
37	Cole Gilley	RB
1	Kyle Glover	RB
84	Oscar Gonzalez	WR
4	Antavius Grier	RB
83	Will Haigler	WR
19	KJ Hancock	WR
18	DeAngelo Hardy	QB
35	Ryan Harris	DB
28	Austin Harvey	DB
71	Ross Helton	OL
14	Xavier Hill	WR
68	Trenton Jackson	OL
39	William Jenkins	LB
89	Nicholas Jones	P
38	Donte Justice	DB
65	Zion Katina	OL
22	Elijah Kirby	DB
77	Dominick Knowles	OL
82	Carson Koporc	TE
55	Jake Lassiter	OL
81	Traveon Latimore	WR
32	Marquis Ledet	RB
27	Cade Loden	DB
30	Cole Loden	DB
36	Camari Louis	DB
17	Chavis Marshall	WR
20	Cincere Mason	DB
52	Shane McCormick	LB
47	Zane McCracken	LS
23	Kemari McGowan	RB
21	Markeith Montgomery	DB
99	Peyton Moore	DL
54	Tyler Moore	DL
16	Jonathan Murphy	QB
58	Jahon Myers	DL
73	William Nana Fabu	OL

## SPRING 2021 NUMERICAL ROSTER

No.	Name	Pos.	Ht.	Wt.	Cl.	Hometown /Previous School
66	Matt Olson	OL	6-3	295	Jr.	Cumming, Ga. / Forsyth Central HS
68	Trenton Jackson	OL	6-0	310	Fr.	Hattiesburg, Miss. / Oak Grove HS
70	James Dawson	OL	6-1	295	Fr.	Opelika, Ala. / Opelika HS
71	Ross Helton	OL	6-1	305	Fr.	Carrollton, Ga. / Central HS
72	Sean Brown	OL	6-2	265	Jr.	Macon, Ga. / Tattnall Square Academy
73	William Nana Fabu	OL	6-1	275	Jr.	Columbus, Ga. / Columbus HS
74	Desmond Scott	DL	6-0	285	Jr.	Pinson, Ala. / Pinson Valley HS
75	Hall O'Neal	OL	6-2	255	Fr.	Atlanta, Ga. / Holy Innocents' Episcopal HS
75	Lamech Wilder	DB	6-2	225	So.	Peachtree Corners, Ga. / LaGrange College
76	William Pieroni	OL	6-1	315	Fr.	Mableton, Ga. / Marietta HS
77	Dominick Knowles	OL	6-4	295	Jr.	John's Creek, Ga. / Georgia Military College
78	Zach Thompson	OL	6-4	315	Sr.	Swainsboro, Ga. / Emanuel County Institute
79	Talon Gamble	OL	6-2	280	So.	Columbus, Ga. / Northside HS
79	Miles Younger	DE	6-2	200	Fr.	Duluth, Ga. / John's Creek HS
80	Clayton Nelson	WR	6-0	185	Fr.	Buford, Ga. / Buford HS
81	Traveon Latimore	WR	6-1	200	Fr.	Colbert, Ga. / Madison County HS
82	Carson Koporc	TE	6-3	240	Fr.	Roswell, Ga. / Roswell HS
83	Will Haigler	WR	6-1	210	So.	Tallahassee, Fla. / Florida State University HS
84	Oscar Gonzalez	WR	6-4	235	So.	Dalton, Ga. / Southeast Whitfield County HS
85	Evan Fuller	K	6-0	215	Fr.	Bremen, Ga. / Bremen HS
86	Caleb O'Neal	WR	6-2	200	Sr.	Chickamauga, Ga. / Gordon Lee HS
87	Carter Pinholster	WR	6-1	190	Fr.	Fort Payne, Ala. / Fort Payne HS
88	Nathan Robertson	K	5-10	160	Jr.	Columbus, Ga. / Northside HS
89	Nicholas Jones	P	6-1	210	Sr.	Grayson, Ga. / St. Pius X
90	Marquez Baxter	DL	6-3	190	Fr.	Macon, Ga. / Southwest Macon HS
92	Carlos Allen	DL	6-0	285	Fr.	Atlanta, Ga. / Frederick Douglass HS
93	Jayden Barron	DL	6-2	285	So.	Thomaston, Ga. / Upson-Lee HS
94	Kerick Reese	DL	6-2	220	Fr.	Stockbridge, Ga. / Stockbridge HS
95	Joel Parker	DL	6-0	250	So.	Birmingham, Ala. / Pinson Valley HS
96	Travis Bell	DL	6-1	280	Jr.	Montgomery, Ala. / Jefferson Davis HS
99	Peyton Moore	DL	6-2	250	Sr.	Hoschton, Ga. / Georgia State

## A-Z ROSTER

No.	Name	Pos.
80	Clayton Nelson	WR
43	Jack Ness	LB
86	Caleb O'Neal	WR
75	Hall O'Neal	OL
66	Matt Olson	OL
95	Joel Parker	DL
50	Terrell Paxton	OL
26	Demetrius Pettway	LB
76	William Pieroni	OL
87	Carter Pinholster	WR
27	Jack Plummer	RB
64	Jacob Potter	LS
33	Cade Radam	RB
45	Xavier Reddick	LB
6	Sharmari Reed	DB
94	Kerick Reese	DL
88	Nathan Robertson	K
25	Kadarius Satterwhite	DB
74	Desmond Scott	DL
57	Tyler Scott	DL
8	Xavier Shepherd	QB
7	Brandon Simmons	RB
63	Savon Simmons	OL
34	Java'n Singletary	DB
35	Irving Smith	RB
41	Kareem Taylor	LB
9	Shaquil Terry	RB
78	Zach Thompson	OL
75	Lamech Wilder	DB
61	Darron Willis	OL
79	Miles Younger	DE

## COACHING STAFF

## THE COACHES

Brian Bohannon, Head Coach  
 Grant Chesnut, Offensive Coordinator/Offensive Line Coach  
 Danny Verpaele, Defensive Coordinator/Safeties Coach  
 Tim Glanton, Special Teams Coordinator/Running Backs Coach  
 Liam Klein, Recruiting Coordinator/Defensive Line Coach  
 Stewart Cook, Tight Ends and Tackles Coach  
 Ossie Buchannon, Wide Receivers Coach  
 Chandler Burks, Quarterbacks/B-backs Coach  
 Darius Safford, Cornerbacks Coach  
 Rico Zackery, Defensive Ends Coach  
 Greg Harris, Linebackers Coach  
 Jake McKenzie, Graduate Assistant  
 Nic Snowden, Graduate Assistant

## THE SUPPORT STAFF

Jim Kiritsy, Director of Strength and Conditioning  
 Jay Bailey, Assistant AD/Football & Equipment Operations  
 Philip Young, Head Football Athletic Trainer  
 Joe Tolbert, Football Equipment Manager  
 Lydia West, Administrative Associate  
 John Bickel, Video Coordinator  
 Brandon North, Academic Advisor

## PRONUNCIATION GUIDE

<b>Adesola Abisoye</b>	Add-eh-so-la Ab-eh-soy-A
<b>Adeolu Adeleke</b>	Ah-dou-lou Adel-eh-kay
<b>Jomier Augustine</b>	Jo-Meer
<b>Ladarius Clardy</b>	Clair-dee
<b>Iaan Cousin</b>	EE-an
<b>Antavious Grier</b>	Ant-A-vee-Us Greer
<b>Zion Katina</b>	Zigh-on Ka-teen-a
<b>Traveon Latimore</b>	Tray-vee-on
<b>Marquis Ledet</b>	Lugh-day
<b>Cole Loden</b>	Cole Low-den
<b>Cade Loden</b>	Cade Low-den
<b>Jahon Myers</b>	Jay-hon
<b>(William) Nana Fabu</b>	Nahn-ah Fah-boo
<b>Cade Radam</b>	Rad-umm
<b>Kadarius Satterwhite</b>	Kugh-darius
<b>Savon Simmons</b>	Sugh-von
<b>Shaquil Terry</b>	Shugh-keel
<b>Lamech Wilder</b>	Lugh-mek



## INDIVIDUAL ALL-TIME RUSHING NUMBERS

## 100-YARD RUSHING GAMES

<i>Player</i>	<i>Opponent</i>	<i>Date</i>	<i>Yards</i>
1. Micah Reed	Shorter	Sept. 19, 2015	100
2. Chaston Bennett	at Dayton	Sept. 26, 2015	155
3. Trey White	at Dayton	Sept. 26, 2015	128
4. Trey White	Gardner-Webb	Oct. 17, 2015	170
5. Chaston Bennett	Monmouth	Oct. 31, 2015	129
6. Trey White	Monmouth	Oct. 31, 2015	102
7. Trey White	at Presbyterian	Nov. 21, 2015	155
8. Chandler Burks	Point	Sept. 10, 2016	138
9. Darnell Holland	at Furman	Oct. 1, 2016	123
10. Chandler Burks	at Furman	Oct. 1, 2016	103
11. Chandler Burks	Missouri S&T	Oct. 8, 2016	118
12. Chaston Bennett	at Monmouth	Oct. 29, 2016	129
13. Chaston Bennett	Clark Atlanta	Nov. 5, 2016	179
14. Chandler Burks	Presbyterian	Nov. 12, 2016	119
15. Darnell Holland	Tennessee Tech	Sept. 9, 2017	129
16. Chandler Burks	North Greenville	Sept. 30, 2017	100
17. Shaquil Terry	at Liberty	Oct. 14, 2017	126
18. Jake McKenzie	at Liberty	Oct. 14, 2017	111
19. Jake McKenzie	Gardner-Webb	Oct. 21, 2017	119
20. Chandler Burks	at Montana State	Nov. 4, 2017	149
21. Jake McKenzie	at Montana State	Nov. 4, 2017	116
22. Darnell Holland	Charleston Southern	Nov. 11, 2017	109
23. Chandler Burks	Monmouth	Nov. 18, 2017	131
24. Shaquil Terry	Samford	Nov. 25, 2017	120
25. Shaquil Terry	at Sam Houston State	Dec. 9, 2017	120
26. Darnell Holland	vs. Alabama State	Sept. 15, 2018	136
27. Chandler Burks	vs. Presbyterian	Oct. 6, 2018	135
28. Chandler Burks	at Charleston Southern	Oct. 27, 2018	102
29. Shaq Terry	vs. Campbell	Nov. 3, 2018	112
30. Darnell Holland	at Monmouth	Nov. 10, 2018	195
31. Darnell Holland	vs. Jacksonville State	Nov. 17, 2018	101
32. Bronson Rechsteiner	at Missouri State	Sept. 21, 2019	221*
33. Isaac Foster	at Missouri State	Sept. 21, 2019	183
34. Isaac Foster	vs. Reinhardt	Sept. 28, 2019	127
35. Bronson Rechsteiner	vs. Charleston Southern	Oct. 12, 2019	138
36. Daniel David	vs. North Alabama	Oct. 26, 2019	111
37. Tommy Bryant	at Campbell	Nov. 9, 2019	105
38. Tommy Bryant	at Hampton	Nov. 16, 2019	100
39. Tommy Bryant	vs. Gardner-Webb	Nov. 23, 2019	154
40. Bronson Rechsteiner	vs. Gardner-Webb	Nov. 23, 2019	128
41. Jonathan Murphy	at Wofford	Nov. 30, 2019	206
42. Jonathan Murphy	at Weber State	Dec. 7, 2019	116

## TWO 100-YARD RUSHERS, SAME GAME

<i>Player (Yards)</i>	<i>Opponent</i>	<i>Date</i>
1. Chaston Bennett (155)	Trey White (128)	Sept. 26, 2015
2. Chaston Bennett (124)	Trey White (102)	vs. Monmouth Oct. 31, 2015
3. Darnell Holland (123)	Chandler Burks (103)	at Furman Oct. 1, 2016
4. Jake McKenzie (111)	Shaquil Terry (126)	Liberty Oct. 14, 2017
5. Chandler Burks (149)	Jake McKenzie (116)	Montana State Nov. 4, 2017
6. Bronson Rechsteiner (221)	Isaac Foster (183)	at Missouri State Sept. 21, 2019
7. Tommy Bryant (154)	Bronson Rechsteiner (128)	vs. Gardner-Webb Nov. 23, 2019

## 200-YARD RUSHING GAMES

<i>Player</i>	<i>Opponent</i>	<i>Date</i>	<i>Yards</i>
1. Bronson Rechsteiner	at Missouri State	Sept. 21, 2019	221*
2. Jonathan Murphy	at Wofford	Nov. 30, 2019	206

\*school record

## MOST 100-YARD RUSH GAMES

<i>Player</i>	<i>Games</i>
Chandler Burks	9
Darnell Holland	6
Trey White	4
Chaston Bennett	4
Bronson Rechsteiner	3
Tommy Bryant	3
Shaquil Terry	3
Jake McKenzie	3
Isaac Foster	2
Jonathan Murphy	2

## MOST 200-YARD RUSH GAMES

<i>Player</i>	<i>Games</i>
Bronson Rechsteiner	1
Jonathan Murphy	1

## LONGEST RUSHING ATTEMPTS

<i>Yds</i>	<i>Result</i>	<i>Player</i>	<i>Date</i>
85	TD	Bronson Rechsteiner	Sept. 21, 2019
84	TD	Darnell Holland	Sept. 9, 2017
84	--	Shaquil Terry	Nov. 25, 2017
80	TD	Chaston Bennett	Sept. 26, 2015
79	TD	T.J. Reed	Oct. 7, 2017
75	TD	Isaac Foster	Sept. 21, 2019
75	TD	Darnell Holland	Sept. 6, 2018
70	TD	Darnell Holland	Sept. 15, 2018
69	--	Chaston Bennett	Nov. 5, 2016
65	--	Daniel David	Sept. 15, 2018
65	TD	Bronson Rechsteiner	Nov. 23, 2019

## THE LAST TIME KENNESAW STATE...

**RUSHING**

Had 500+ yards rushing	at Tennessee Tech, 2018 (507)
Had 400+ yards rushing	at Missouri State, 2019 (479)
Had 300+ yards rushing	at Wofford, 2019 (309)
Had 70+ rushing attempts	vs. Jacksonville State, 2018 (71)
Had 60+ rushing attempts	vs. Shorter, s2021 (60)
Had 50+ rushing attempts	at Weber State, 2019 (67)
Had 7+ rushing TDs	at Monmouth, 2018 (7)
Had 6+ rushing TDs	at Hampton, 2019 (6)
Had 5+ rushing TDs	vs. Shorter, s2021 (5)
Had 4+ rushing TDs	at Wofford, 2019 (4)
Had 2+ players with 100 yards rushing	vs. Gardner-Webb, 2019 (2)

**PASSING**

Had 300+ yards passing	at Duquesne, 2016 (312)
Had 200+ yards passing	at Georgia State, 2018 (201)
Had 25+ pass attempts	at Charleston Southern, 2016 (28)
Had 20+ Pass attempts	at Kent State, 2019 (21)
Had 10+ pass completions	at Charleston Southern, 2018 (11)
Had 4+ passing TDs	vs. Presbyterian, 2016 (4)
Had 3+ passing TDs	at Presbyterian, 2019 (3)
Had 4+ passes intercepted	at Charleston Southern, 2016 (4)
Had 3+ passes intercepted	at Charleston Southern, 2016 (4)

**TOTAL OFFENSE**

Had 650+ yards total offense	vs. Point University, 2015 (699)
Had 600+ yards total offense	vs. Presbyterian, 2018 (637)
Had 550+ yards total offense	vs. Point University, 2019 (592)
Had 500+ yards total offense	at Missouri State, 2019 (526)
Had 85+ plays total offense	at Kent State, 2019 (87)
Had 80+ plays total offense	at Kent State, 2019 (87)
Had 75+ plays total offense	at Weber State, 2019 (75)

**SCORING**

Scored 70+ points	vs. Clark Atlanta, 2018 (70)
Scored 60+ points	vs. Jacksonville State, 2018 (60)
Scored 50+ points	at Hampton, 2019 (50)
Scored 40+ points in a half	vs. Point University, 2019 (42)
Scored 30+ points in a half	at Hampton, 2019 (31)
Scored 35+ points in a quarter	vs. Edward Waters, 2015 (35)
Scored 28+ points in a quarter	vs. Alabama State, 2018 (28)
Both teams combined for 100+ points	vs. Jacksonville State, 2018 (112)
Allowed 50+ points	vs. Jacksonville State, 2018 (52)
Allowed 40+ points	vs. Monmouth, 2019 (45)
Allowed 30+ points	at Campbell, 2019 (35)
Was held scoreless	--
Was held scoreless at Fifth Third Bank Stadium	--
Was held scoreless on the road	--
Was held scoreless at a neutral site	--
Won a game without a rushing TD	vs. Gardner-Webb, 2015
Won a game without a passing TD	vs. Shorter, s2021
Held opponent scoreless	vs. Point, 2019 (59-0)
Held opponent scoreless at Fifth Third Bank Stadium	vs. Point, 2019, (59-0)
Held opponent scoreless on the road	at Presbyterian, 2017 (28-0)
Held opponent without a touchdown	vs. Shorter, s2021 (35-3)
Held two opponents scoreless in one season	2018, vs. Presbyterian and Campbell
Held a Big South opponent scoreless	vs. Campbell, 2018 (49-0)
Scored on the first offensive play of the game	vs. Charleston Southern, 2015
Scored on the first offensive series of the game	vs. Gardner-Webb, 2019

**RECEIVING**

Had a player with 100 yards receiving	at Duquesne, 2016 (Sumpter - 187)
Had a player with 5+ catches in a game	at Campbell, 2019 (Shaquill Terry - 5)
Had a player with 2+ TD receptions in a game	at Campbell, 2019 (Shaquill Terry - 2)

**DEFENSE**

Held opponent to 10 or fewer first downs	vs. Reinhardt, 2019 (5)
Held opponent to 25 or fewer yards rushing	vs. Presbyterian, 2018 (18)
Held opponent to 50 or fewer yards rushing	at Weber State, 2019 (44)
Held opponent to 50 or fewer yards passing	vs. Campbell, 2018 (46)
Held opponent to 150 or fewer yards total offense	at Hampton, 2019 (126)
Held opponent to 200 or fewer yards total offense	vs. Shorter, 2021 (160)
Intercepted 4+ passes	vs. Clark Atlanta, 2018 (4)
Intercepted 3+ passes	at Hampton, 2019 (3)
Scored a safety	--
Scored a touchdown	vs. Gardner-Webb, 2019 (Blocked punt)
Recorded 5+ sacks	vs. Shorter, s2021 (6.0)
Recorded 4+ sacks	vs. Gardner-Webb, 2019 (5.0)

**SPECIAL TEAMS**

Returned a punt for a TD	--
Returned a blocked punt for a TD	vs. Gardner-Webb, 2019 (Jalen Jackson)
Returned a kickoff for a TD	vs. Campbell, 2018 (Holland - 84 yds)
Punted 10+ times	--
Did not punt	vs. Shorter, 2015
Blocked a field goal	at Missouri State, 2019
Had a punt blocked	at Samford, 2017
Had a field goal blocked	--
Blocked a PAT kick	at Missouri State, 2019
Missed a kicking PAT	at Hampton, 2019
Had a kicking PAT blocked	vs. North Alabama, 2019
Recovered an onside kick	at Duquesne, 2016

**MISCELLANEOUS**

Had 30+ first downs	vs. Presbyterian, 2018 (34)
Had 25+ first downs	vs. North Alabama, 2019 (26)
Had 10+ passing first downs	at Samford, 2017 (10)
Had 20+ rushing first downs	vs. Shorter, s2021 (21)
Had 10+ penalties	vs. Charleston Southern, 2019 (11)
Had 100+ yards in penalties	vs. Charleston Souther, 2019 (122)
Had 35 minutes+ of possession time	at Weber State, 2019 (37:48)
Was involved in an overtime game	vs. Jacksonville State, 2018 (50T)
Defeated a ranked opponent	at No. 11 Wofford, 2019 (28-21)
Defeated a ranked opponent on the road	at No. 11 Wofford, 2019 (28-21)
Came back from 10+ points down to win	at Missouri State, 2019 (13)

## THE LAST TIME A KENNESAW STATE PLAYER...

**RUSHING**

Rushed 30+ times	Jonathan Murphy at Weber State, 2019 (30)
Rushed 25+ times	Jonathan Murphy at Weber State, 2019 (30)
Rushed for 250+ yards	--
Rushed for 200+ yards	Jonathan Murphy at Wofford, 2019 (206)
Rushed for 175+ yards	Jonathan Murphy at Wofford, 2019 (206)
Rushed for 150+ yards	Jonathan Murphy at Wofford, 2019 (206)
Rushed for 125+ yards	Jonathan Murphy at Wofford, 2019 (206)
Rushed for 100+ yards	Jonathan Murphy at Weber State, 2019 (116)
Rushed for 100+ yards (QB)	Jonathan Murphy at Weber State, 2019 (116)
Rushed for 100+ yds in consecutive games	Jonathan Murphy at Weber State, 2019 (116)
Rushed for 100+ yards in 3 straight games	Tommy Bryant vs. Gardner-Webb, 2019 (154)
	Tommy Bryant at Hampton, 2019 (100)
	Tommy Bryant at Campbell, 2019 (105)
Rushed for 5+ touchdowns	--
Rushed for 4+ touchdowns	Tommy Bryant vs. Gardner-Webb, 2019 (4)
Rushed for 3+ touchdowns	Tommy Bryant vs. Shorter, s2021 (3)
Rushed for 3+ touchdowns (QB)	Tommy Bryant vs. Shorter, s2021 (3)
Rushed for 2+ touchdowns	Tommy Bryant vs. Shorter, s2021 (3)
Had 3 players rush for a touchdown	vs. Shorter, s2021 (3)
Had 4 players rush for a touchdown	at Hampton, 2019 (5)
Had 5 players rush for a touchdown	at Hampton, 2019 (5)
Had a run of 80+ yards	Bronson Rechsteiner at Missouri St., 2019 (87)
Had a run of 70+ yards	Bronson Rechsteiner at Missouri St., 2019 (87)
Had a run of 60+ yards	Jonathan Murphy at Wofford, 2019 (61)
Had a run of 50+ yards	Jonathan Murphy at Wofford, 2019 (61)
Had 2 TD runs of 50+ yards	Isaac Foster at Missouri State, 2019 (75, 67)

**PASSING**

Passed for 250+ yards	--
Passed for 200+ yards	Chandler Burks at Georgia State, 2018 (201)
Passed for 100+ yards	Tommy Bryant at Hampton, 2019 (133)
Attempted 20+ passes	Daniel David at Kent State, 2019 (21)
Completed 15+ passes	Daniel David at Kent State, 2019 (21)
Threw 4+ touchdown passes	--
Threw 3+ touchdown passes	Tommy Bryant at Presbyterian, 2019 (3)
Threw 2+ touchdown passes	Tommy Bryant at Campbell, 2019 (2)
Threw 2+ TD passes in consecutive games	Chandler Burks vs. Presbyterian, 2016 (3)
	Chandler Burks vs. Clark Atlanta, 2016 (2)
Threw 3+ interceptions	--
Threw 2+ interceptions	Chandler Burks vs. Jacksonville State, 2018 (2)
Completed pass for 80+ yards	--
Completed pass for 70+ yards	White to Bennett vs. Charleston So., 2015 (79)
Completed pass for 60+ yards	Bryant to Terry at Hampton, 2019 (66)
Completed pass for 50+ yards	Bryant to Terry at Hampton, 2019 (66)

**RECEIVING**

Caught 9+ passes	--
Caught 8+ passes	Justin Sumpter at Duquesne, 2016 (8)
Caught 7+ passes	Justin Sumpter at Georgia State, 2018 (7)
Caught 6+ passes	Justin Sumpter at Georgia State, 2018 (7)
Had 200+ yards receiving	--
Had 175+ yards receiving	Justin Sumpter at Duquesne, 2016 (187)
Had 150+ yards receiving	Justin Sumpter at Duquesne, 2016 (187)
Had 100+ yards receiving	Xavier Harper at Presbyterian, 2016 (121)
Had 100+ yards receiving in consecutive games	Justin Sumpter at Furman, 2016 (147)
	Justin Sumpter at Duquesne, 2016 (187)
Caught 3+ TD passes	--
Caught 2+ TD passes	Shaquil Terry at Campbell, 2019 (2)

**TOTAL OFFENSE**

Had 300+ yards total offense	--
Had 275+ yards total offense	Chandler Burks at Charleston So., 2018 (294)
Had 250 yards+ total offense	Daniel David at Kent State, 2019 (259)
Had 100 yards both passing and rushing	Tommy Bryant at Hampton, 2019 (133, 100)

**TOTAL OFFENSE**

Accounted for 5+ touchdowns	Tommy Bryant at Campbell, 2019 (5)
Accounted for 4+ touchdowns	Tommy Bryant vs. Gardner-Webb, 2019 (4)
Accounted for 3+ touchdowns	Tommy Bryant vs. Shorter, s2021 (3)
Scored 4+ touchdowns	Tommy Bryant vs. Gardner-Webb, 2019 (4)
Scored 3+ touchdowns	Tommy Bryant vs. Shorter, s2021 (3)
Multiple players score 2+ touchdowns	Tommy Bryant at Campbell, 2019 (3)
	Shaquil Terry at Campbell, 2019 (2)

**DEFENSE**

Intercepted 3+ passes	Donte Blackmon at Duquesne, 2016 (3)
Intercepted 2+ passes	Akebren Ralls vs. Gardner-Webb, 2017 (2)
Recovered 2+ fumbles	Kareem Taylor vs. Shorter, s2021 (2)
Forced 3+ fumbles	Derrick Farrow vs. Edward Waters, 2015 (3)
Recorded 3+ sacks	Joel Parker at Alabama State, 2019 (3.0)
Recorded 2+ sacks	Joel Parker at Alabama State, 2019 (3.0)
Recorded 5+ tackles for loss	Joel Parker at Alabama State, 2019 (6.0)
Recorded 3+ tackles for loss	Desmond Johnson, Jr. at Campbell, 2019 (3.5)
Recorded 15+ tackles	Bryson Armstrong vs. Samford, 2017 (16)
Recorded 10+ tackles	Bryson Armstrong vs. Charleston So., 2019 (12)
Recorded 10+ tackles in back-to-back games	Bryson Armstrong vs. Samford, 2017 (16)
	Bryson Armstrong at Jacksonville State, 2017 (11)
Recorded 10+ tackles in three straight games	--
Recorded 15+ tackles in back-to-back games	--
Recorded 15+ tackles twice in one season	Bryson Armstrong vs. Samford, 2017 (16)
	Bryson Armstrong at Alabama State, 2017 (15)
Returned an interception for a touchdown	Demetrius Pettway at Alabama State, 2019
Returned a fumble for a touchdown	Tyler Moore at Presbyterian, 2019

**SPECIAL TEAMS**

Scored 10+ points kicking	Nathan Robertson vs. Point, 2019 (11)
Made 5+ field goals	--
Made 4+ field goals	Justin Thompson vs. Shorter, 2015 (4)
Made a field goal of 50+ yards	--
Made a field goal of 40+ yards	Nathan Robertson vs. Charleston So., 2019 (46)
Kicked a punt of 70+ yards	--
Kicked a punt of 60+ yards	Christian Kinsley vs. Presbyterian, 2016
Punted 7+ times	Nicholas Jones vs. Wofford, 2018 (7)
Totalled 125+ kick return yards	Antavius Grier at Campbell, 2019 (137)
Totalled 100+ kick return yards	Antavius Grier at Campbell, 2019 (137)
Totalled 50+ punt return yards	Isaac Foster at Presbyterian, 2019 (57)



## GAME-BY-GAME NOTABLES

Opponent	Captains	Coin Toss	Kickoff/Receive	KSU 1st Poss.	Game Length	Helmet	Jersey	Pants
Shorter University	Senior Class	Win	Kickoff	Punt	3:08	Gold	Black	Gold
Charleston Southern								
Dixie State								
at Gardner-Webb								
Robert Morris								
at Monmouth								

## GAME-BY-GAME OFFENSIVE STARTERS

Opponent	LT	LG	C	RG	RT	WR	WR	RB	RB	SB	QB
Shorter University	Brown	Olson	Nana Fabu	Paxton	Katina	O'Neal	Marshall	Glover	Terry	Foster	Bryant
Charleston Southern											
Dixie State											
at Gardner-Webb											
Robert Morris											
at Monmouth											

## GAME-BY-GAME DEFENSIVE STARTERS

Opponent	DE	NT	DT	DE	MIKE	WILL	SAM	CB	SS	FS	CB
Shorter University	P. Moore	Scott	Allen	T. Moore	Bates	Taylor	Armstrong	Abisoye	Loden	Compton	Montgomery
Charleston Southern											
Dixie State											
at Gardner-Webb											
Robert Morris											
at Monmouth											

## PLAY BREAKDOWN

Kennesaw State				Opponents			
Opponent	Rush	Pass	Total	Opponent	Rush	Pass	Total
Shorter University	60	3	63	Shorter University	33	36	69
Charleston Southern				Charleston Southern			
Dixie State				Dixie State			
at Gardner-Webb				at Gardner-Webb			
Robert Morris				Robert Morris			
at Monmouth				at Monmouth			
<b>Totals</b>	<b>60</b>	<b>3</b>	<b>63</b>	<b>Totals</b>	<b>33</b>	<b>36</b>	<b>69</b>

## GAME-OPENING DRIVES

Opponent	Kennesaw St.			Opponent		
	Pts	1sts	Yds	Pts	1sts	Yds
Shorter University	0	1	13	3	4	47
Charleston Southern						
Dixie State						
at Gardner-Webb						
Robert Morris						
at Monmouth						
<b>Totals</b>	<b>0</b>	<b>1</b>	<b>13</b>	<b>3</b>	<b>4</b>	<b>47</b>

## 2ND HALF-OPENING DRIVES

Opponent	Kennesaw St.			Opponent		
	Pts	1sts	Yds	Pts	1sts	Yds
Shorter University	0	3	43	0	0	-1
Charleston Southern						
Dixie State						
at Gardner-Webb						
Robert Morris						
at Monmouth						
<b>Totals</b>	<b>0</b>	<b>3</b>	<b>43</b>	<b>0</b>	<b>0</b>	<b>-1</b>

## FIRST DOWNS GAME LOG

Opponent	Kennesaw State			
	Rush	Pass	Penalty	Total
Shorter University	21	1	0	22
Charleston Southern				
Dixie State				
at Gardner-Webb				
Robert Morris				
at Monmouth				
<b>Totals</b>	<b>21</b>	<b>1</b>	<b>0</b>	<b>22</b>

Opponent	Opponents			
	Rush	Pass	Penalty	Total
Shorter University	2	10	0	12
Charleston Southern				
Dixie State				
at Gardner-Webb				
Robert Morris				
at Monmouth				
<b>Totals</b>	<b>2</b>	<b>10</b>	<b>0</b>	<b>12</b>

## TURNOVER CHART

Opponent	Forced by Kennesaw State				
	Fum	Int	Total	Pts Off	Margin
Shorter University	3	0	3	7	0
Charleston Southern					
Dixie State					
at Gardner-Webb					
Robert Morris					
at Monmouth					
<b>Totals</b>	<b>3</b>	<b>0</b>	<b>3</b>	<b>7</b>	<b>0</b>

Opponent	Forced by Opponents				
	Fum	Int	Total	Pts Off	Margin
Shorter University	2	1	3	0	0
Charleston Southern					
Dixie State					
at Gardner-Webb					
Robert Morris					
at Monmouth					
<b>Totals</b>	<b>2</b>	<b>1</b>	<b>3</b>	<b>0</b>	<b>0</b>

## SCORING DRIVES BY THE NUMBERS

Opponent	Time of Possession			
	1-60 Sec	1-4 Min	4-7 Min	7+ Min
Shorter University	1	2	2	0
Charleston Southern				
Dixie State				
at Gardner-Webb				
Robert Morris				
at Monmouth				
<b>Totals</b>	<b>1</b>	<b>2</b>	<b>2</b>	<b>0</b>

Opponent	Number of Plays			
	1-3	4-7	8-10	11+
Shorter University	1	2	2	0
Charleston Southern				
Dixie State				
at Gardner-Webb				
Robert Morris				
at Monmouth				
<b>Totals</b>	<b>1</b>	<b>2</b>	<b>2</b>	<b>0</b>

## ALL-TIME SERIES RECORDS

Opponent	Overall	Home	Away	Neutral	Streak	Last Meeting	Date
Alabama State	3-0	1-0	2-0	0-0	W3	W, 42-7	Sept. 14, 2019
Campbell	2-0	1-0	1-0	0-0	W2	W, 38-35	Nov. 9, 2019
Clark Atlanta	2-0	2-0	0-0	0-0	W2	W, 70-13	Sept. 22, 2018
Charleston Southern	3-2	2-1	1-1	0-0	W3	W, 45-24	Oct. 12, 2019
Coastal Carolina	0-1	0-0	0-1	0-0	L1	L, 13-45	Nov. 14, 2015
Dayton	0-1	0-0	0-1	0-0	L1	L, 27-31	Sept. 26, 2015
Duquesne	1-0	0-0	1-0	0-0	W1	W, 36-28	Sept. 24, 2016
East Tennessee State	1-1	0-1	1-0	0-0	L1	L, 17-20	Sept. 3, 2016
Edward Waters	1-0	1-0	0-0	0-0	W1	W, 58-7	Sept. 12, 2015
Furman	1-0	0-0	1-0	0-0	W1	W, 52-42	Oct. 1, 2016
Gardner-Webb	4-0	2-0	3-0	0-0	W4	W, 56-17	Oct. 13, 2018
Georgia State	0-1	0-0	0-1	0-0	L1	L, 24-20	Aug. 30, 2018
Hampton	1-0	0-0	1-0	0-0	W1	W, 50-7	Nov. 16, 2019
Jacksonville State	2-0	0-0	1-0	1-0	W2	W, 60-52 (5OT)	Nov. 17, 2018
Kent State	0-1	0-0	0-1	0-0	L1	L, 26-23 (OT)	Sept. 7, 2019
Liberty	1-2	0-1	1-1	0-0	W1	W, 42-28	Oct. 14, 2017
Missouri S&T	1-0	1-0	0-0	0-0	W1	W, 49-16	Oct. 8, 2016
Missouri State	1-0	0-0	1-0	0-0	W1	W, 35-24	Sept. 21, 2019
Monmouth	4-1	2-1	2-0	0-0	L1	L, 45-21	Nov. 2, 2019
Montana State	1-0	0-0	1-0	0-0	W1	W, 16-14	Nov. 4, 2017
North Alabama	1-0	1-0	0-0	0-0	W1	W, 41-17	Oct. 26, 2019
North Greenville	1-0	1-0	0-0	0-0	W1	W, 38-34	Sept. 20, 2017
Point	3-0	3-0	0-0	0-0	W3	W, 59-0	Aug. 31, 2019
Presbyterian	4-1	2-0	2-1	0-0	W4	W, 55-10	Oct. 19, 2019
Reinhardt	1-0	1-0	0-0	0-0	W1	W, 31-7	Sept. 28, 2019
Sam Houston State	0-1	0-0	0-1	0-0	L1	L, 27-34	Dec. 9, 2017
Samford	2-1	2-0	0-1	0-0	W2	W, 24-10	Sept. 29, 2018
Shorter	2-0	2-0	0-0	0-0	W2	W, 35-3	Feb. 27, 2021
South Dakota State	0-1	0-1	0-0	0-0	L1	L, 27-17	Dec. 8, 2018
Tennessee Tech	2-0	0-0	1-0	0-0	W2	W, 49-10	Sept. 6, 2018
Texas Southern	1-0	1-0	0-0	0-0	W1	W, 48-3	Oct. 7, 2017
Wofford	2-0	1-0	1-0	0-0	W2	W, 28-21	Nov. 30, 2019
Weber State	0-1	0-0	0-1	0-0	L1	L, 26-20	Dec. 7, 2019



## RECORD VERSUS OPPONENTS

## ALABAMA STATE (3-0)

Date	Result	Score	KSU Rank	Opp Rank	Attendance
Sept. 16, 2017	W (a)	20-14	--	--	11,000
Sept. 15, 2018	W (h)	62-13	7	--	8,799
Sept. 14, 2019	W (a)	42-7	7	--	15,887

## CAMPBELL (2-0)

Date	Result	Score	KSU Rank	Opp Rank	Attendance
Nov. 3, 2018	W (h)	49-0	2	--	6,012
Nov. 9, 2019	W (a)	38-35	11	--	5,039

## CLARK ATLANTA (2-0)

Date	Result	Score	KSU Rank	Opp Rank	Attendance
Nov. 5, 2016	W (h)	56-0	--	--	6,916
Sept. 22, 2018	W (h)	70-13	5	--	6,009

## CHARLESTON SOUTHERN (3-2)

Date	Result	Score	KSU Rank	Opp Rank	Attendance
Nov. 7, 2015	L (h)	14-28	--	13	8,670
Nov. 19, 2016	L (a)	7-28	--	13	2,446
Nov. 11, 2017	W (h)	38-0	23	--	6,224
Oct. 27, 2018	W (a)	38-10	2	--	1,242
Oct. 12, 2019	W (h)	45-24	4	--	8,258

## COASTAL CAROLINA (0-1)

Date	Result	Score	KSU Rank	Opp Rank	Attendance
Nov. 14, 2015	L (a)	13-45	--	4	8,802

## DAYTON (0-1)

Date	Result	Score	KSU Rank	Opp Rank	Attendance
Sept. 26, 2015	L (a)	27-31	--	--	2,512

## DUQUESNE (1-0)

Date	Result	Score	KSU Rank	Opp Rank	Attendance
Sept. 24, 2016	W (a)	36-28	--	--	2,658

## EAST TENNESSEE STATE (1-1)

Date	Result	Score	KSU Rank	Opp Rank	Attendance
Sept. 3, 2015	W (a)	56-16	--	--	8,217
Sept. 3, 2016	L (ot) (h)	17-20	--	--	8,574

## EDWARD WATERS (1-0)

Date	Result	Score	KSU Rank	Opp Rank	Attendance
Sept. 12, 2015	W (h)	58-7	--	--	9,506

## FURMAN (1-0)

Date	Result	Score	KSU Rank	Opp Rank	Attendance
Oct. 1, 2016	W (a)	52-42	--	--	6,970

## GARDNER-WEBB (4-0)

Date	Result	Score	KSU Rank	Opp Rank	Attendance
Oct. 17, 2015	W (h)	12-7	--	--	8,732
Oct. 22, 2016	W (a)	47-39	--	--	2,450
Oct. 21, 2017	W (h)	17-3	--	--	6,954
Oct. 13, 2018	W (a)	56-17	3	--	4,150

## GEORGIA STATE (0-1)

Date	Result	Score	KSU Rank	Opp Rank	Attendance
Aug. 30, 2018	L (a)	24-20	5	--	23,088

## HAMPTON (1-0)

Date	Result	Score	KSU Rank	Opp Rank	Attendance
Nov. 16, 2019	W (a)	50-7	11	--	3,612

## JACKSONVILLE STATE (2-0)

Date	Result	Score	KSU Rank	Opp Rank	Attendance
Dec. 2, 2017	W (a)	17-7	16	2	17,412
Nov. 17, 2018	W (n)	60-52	2	7	16,949

## KENT STATE (0-1)

Date	Result	Score	KSU Rank	Opp Rank	Attendance
Sept. 7, 2019	L (a)	26-23 (OT) 7	--	--	18,679

## LIBERTY (1-2)

Date	Result	Score	KSU Rank	Opp Rank	Attendance
Oct. 24, 2015	L (a)	35-45	--	--	20,393
Oct. 15, 2016	L (h)	21-36	--	--	8,803
Oct. 14, 2017	W (a)	42-28	--	--	17,726

## MISSOURI S&amp;T (1-0)

Date	Result	Score	KSU Rank	Opp Rank	Attendance
Oct. 8, 2016	W (h)	49-16	--	--	6,775

## MISSOURI STATE (1-0)

Date	Result	Score	KSU Rank	Opp Rank	Attendance
Sept. 21, 2019	W (a)	35-24	7	--	11,424

## MONMOUTH (4-0)

Date	Result	Score	KSU Rank	Opp Rank	Attendance
Oct. 31, 2015	W (h)	23-13	--	--	8,668
Oct. 29, 2016	W (a)	49-17	--	--	3,869
Nov. 18, 2017	W (h)	52-21	21	22	6,808
Nov. 10, 2018	W (a)	51-14	2	--	2,332
Nov. 2, 2019	L (h)	45-21	4	--	4,464

## MONTANA STATE (1-0)

Date	Result	Score	KSU Rank	Opp Rank	Attendance
Nov. 4, 2017	W (a)	16-14	25	--	16,337

## NORTH ALABAMA (1-0)

Date	Result	Score	KSU Rank	Opp Rank	Attendance
Oct. 26, 2019	W (h)	41-17	4	--	4,845

## NORTH GREENVILLE (1-0)

Date	Result	Score	KSU Rank	Opp Rank	Attendance
Sept. 30, 2017	W (h)	38-34	--	--	6,161

## POINT (3-0)

Date	Result	Score	KSU Rank	Opp Rank	Attendance
Oct. 10, 2015	W (h)	56-17	--	--	8,680
Sept. 10, 2016	W (h)	49-3	--	--	8,354
Aug. 31, 2019	W (h)	59-0	9	--	6,621

## PRESBYTERIAN (4-1)

Date	Result	Score	KSU Rank	Opp Rank	Attendance
Nov. 21, 2015	L (a)	6-14	--	--	3,577
Nov. 12, 2016	W (h)	45-10	22	--	7,186
Oct. 28, 2017	W (a)	28-0	--	--	2,804
Oct. 6, 2018	W (h)	56-0	4	--	6,414
Oct. 19, 2019	W (a)	55-10	4	--	1,635

## REINHARDT (1-0)

Date	Result	Score	KSU Rank	Opp Rank	Attendance
Sept. 28, 2019	W (h)	31-7	4	--	6,978

## SAM HOUSTON STATE (0-1)

Date	Result	Score	KSU Rank	Opp Rank	Attendance
Dec. 9, 2017	L (a)	27-34	16	6	5,725

## SAMFORD (2-1)

Date	Result	Score	KSU Rank	Opp Rank	Attendance
Aug. 31, 2017	L (a)	23-28	--	19	4,908
Nov. 25, 2017	W (h)	28-17	16	14	5,566
Sept. 29, 2018	W (h)	24-10	4	--	6,304

## SHORTER (1-0)

Date	Result	Score	KSU Rank	Opp Rank	Attendance
Sept. 19, 2015	W (h)	18-10	--	--	8,664
Feb. 27, 2021	W (h)	35-3	8	--	2,026

## SOUTH DAKOTA STATE (0-1)

Date	Result	Score	KSU Rank	Opp Rank	Attendance
Dec. 8, 2018	L (h)	27-17	4	5	3,242

## TENNESSEE TECH (2-0)

Date	Result	Score	KSU Rank	Opp Rank	Attendance
Sept. 9, 2017	W (h)	27-14	--	--	8,418
Sept. 6, 2018	W (a)	49-10	7	--	4,188

## TEXAS SOUTHERN (1-0)

Date	Result	Score	KSU Rank	Opp Rank	Attendance
Oct. 7, 2017	W (h)	48-3	--	--	6,743

## WEBER STATE (0-1)

Date	Result	Score	KSU Rank	Opp Rank	Attendance
Dec. 7, 2019	L (a)	26-20	9	3	5,422

## WOFFORD (1-0)

Date	Result	Score	KSU Rank	Opp Rank	Attendance
Dec. 1, 2018	W (h)	13-10	4	12	3,515
Nov. 30, 2019	W (a)	28-21	9	11	1,992

## ALL-TIME STARTING LINEUP

## 2015

Offense	Name
QB	Trey White
RB	Trey Chivers
RB	Chaston Bennett
RB	Darnell Holland
WR	Justin Sumpter
WR	Xavier Harper
LT	C.J. Collins
LG	Matt Frank
C	Malik Letatau
RG	Lorenzo Adger
RT	Zach Mitchler

Defense	Name
DE	Kyron Minter
NT	Nick Perrotta
DT	McKenzie Billingslea
DE	Mason Harris
LB	Izzy Sam
LB	Anthony Gore, Jr.
LB	Dez Billingslea
CB	Marcus Thurman
SS	Taylor Henkle
FS	Derrick Farrow
CB	Dante Blackmon

## 2016

Offense	Name
QB	Chandler Burks
RB	Jake McKenzie
RB	Chaston Bennett
RB	Darnell Holland
WR	Justin Sumpter
WR	Xavier Harper
LT	Ryan Warrior
LG	Joseph Alexander, Jr.
C	Malik Letatau
RG	Matt Frank
RT	Zach Mitchler

Defense	Name
DE	Tonarius Portress
NT	Nick Perrotta
DT	McKenzie Billingslea
DE	Desmond Johnson
LB	Izzy Sam
LB	Anthony Gore, Jr.
LB	Dez Billingslea
CB	Keon Roman
SS	Taylor Henkle
FS	Derrick Farrow
CB	Dante Blackmon

## 2017

Offense	Name
QB	Chandler Burks
RB	Jake McKenzie
RB	Shaquil Terry
RB	Darnell Holland
WR	Justin Sumpter
WR	Xavier Harper
LT	Ryan Warrior
LG	Joseph Alexander, Jr.
C	C.J. Collins
RG	Matt Frank
RT	Zach Mitchler

Defense	Name
DE	Tonarius Portress
NT	Alzoyah Alufohai
DT	McKenzie Billingslea
DE	Desmond Johnson
LB	Izzy Sam
LB	Anthony Gore, Jr.
LB	Bryson Armstrong
CB	Keon Roman
SS	Taylor Henkle
FS	Jace White
CB	Akebren Ralls

## 2018

Offense	Name
QB	Chandler Burks
RB	Shaq Terry
RB	Jake McKenzie
RB	Darnell Holland
WR	Justin Sumpter
WR	Xavier Harper
LT	Devin Pughsley
LG	Nick Eldridge
C	C.J. Collins
RG	Joseph Alexander
RT	Chiaza Nwadike

Defense	Name
DE	Desmone Johnson, Jr.
NT	Travis Bell
DT	McKenzie Billingslea
DE	Andrew Butcher
MIKE	Charlie Patrick
WILL	Anthony Gore, Jr.
SAM	Bryson Armstrong
CB	Dorian Walker
SS	Cincere Mason
FS	Jace White
CB	LeVonte Larry

## 2019

Offense	Name
QB	Daniel David
RB	Shaq Terry
RB	Bronson Rechsteiner
RB	Isaac Foster
WR	Caleb O'Neal
WR	Jalen Jackson
LT	Jake Lassiter
LG	Chris Dye
C	William Nana Fabu
RG	Terrell Paxton
RT	Zion Katina

Defense	Name
DE	Andrew Butcher
NT	Desmond Scott
DT	Travis Bell
DE	Desmond Johnson, Jr.
MIKE	Chance Bates
WILL	Kareem Taylor
SAM	Bryson Armstrong
CB	Dorian Walker
SS	Demetrius Pettway
FS	Cincere Mason
CB	LeVonte Larry

## TOP-25 POLL HISTORY

## 2015

STATS	Coaches
--	PS
--	W1
--	W2
--	W3
--	W4
--	W5
--	W6
RV	W7
RV	W8
RV	W9
--	W10
--	W11
--	W12
--	FINAL

## 2016

STATS	Coaches
RV	PS
--	W1
--	W2
--	W3
--	W4
RV	W5
RV	W6
RV	W7
--	W8
RV	W9
RV	W10
RV	W11
RV	W12
RV	FINAL

## 2017

STATS	Coaches
RV	PS
RV	W1
RV	W2
RV	W3
RV	W4
RV	W5
RV	W6
RV	W7
RV	W8
25	W9
23	W10
21	W11
16	W12
8	FINAL

## 2018

STATS	Coaches
5	PS
7	W1
7	W2
5	W3
4	W4
4	W5
3	W6
3	W7
2	W8
2	W9
2	W10
2	W11
2	W12
5	FINAL

## 2019

STATS	Coaches
10	PS
9	W1
9	W2
7	W3
6	W4
7	W5
7	W6
6	W7
6	W8
5	W9
15	W10
16	W11
16	W12
15	W13
13	FINAL

## 2021 (SPRING)

STATS	Coaches
10	PS
9	W1
--	W2
--	W3
--	W4
--	W5
--	W6
--	W7
--	W8
--	W9
--	W10
--	W11
--	W12
--	FINAL

## YEAR-BY-YEAR RESULTS

## 2015

Head Coach Brian Bohannon  
6-5; 2-4; Home: 5-1; Away: 1-4

Date	Result	Score	Opponent	KSU Rk	Opp Rk	Record	Att
Sept. 3	W	56-16	at East Tennessee State	--	--	1-0	8,217
Sept. 12	W	58-7	Edward Waters	--	--	2-0	9,506
Sept. 19	W	18-10	Shorter	--	--	3-0	8,664
Sept. 26	L	27-31	at Dayton	--	--	3-1	2,512
Oct. 10	W	56-17	Point	--	--	4-1	8,680
Oct. 17	W	12-7	Gardner-Webb*	--	--	5-1	8,732
Oct. 24	L	35-45	at Liberty*	--	--	5-2	20,393
Oct. 31	W	23-13	Monmouth*	--	--	6-2	8,668
Nov. 7	L	14-28	Charleston Southern*	--	13	6-3	8,670
Nov. 14	L	13-45	at Coastal Carolina*	--	4	6-4	8,802
Nov. 21	L	6-14	at Presbyterian*	--	--	6-5	3,577

## 2016

Head Coach Brian Bohannon  
8-3; 3-2; Home: 4-2; Away: 4-1

Date	Result	Score	Opponent	KSU Rk	Opp Rk	Record	Att
Sept. 3	L (ot)	17-20	East Tennessee State	--	--	0-1	8,574
Sept. 10	W	49-3	Point	--	--	1-1	8,354
Sept. 24	W	36-28	at Duquesne	--	--	2-1	2,658
Oct. 1	W	52-42	at Furman	--	--	3-1	6,970
Oct. 8	W	49-16	Missouri S&T	--	--	4-1	6,775
Oct. 15	L	21-36	Liberty*	--	--	4-2	8,803
Oct. 22	W	47-39	at Gardner-Webb*	--	--	5-2	2,450
Oct. 29	W	49-17	at Monmouth*	--	--	6-2	3,869
Nov. 5	W	56-0	Clark Atlanta	--	--	7-2	6,916
Nov. 12	W	45-10	Presbyterian*	22	--	8-2	7,186
Nov. 19	L	7-28	at Charleston Southern*	--	13	8-3	2,446

## 2017

Head Coach Brian Bohannon  
12-2; 5-0; Home: 7-0; Away: 5-2

Date	Result	Opponent	KSU Rk	Opp Rk	Record	Att
Aug. 31	L	23-28 at Samford	--	19	0-1	4,908
Sept. 9	W	27-14 Tennessee Tech	--	--	1-1	8,418
Sept. 16	W	20-14 at Alabama State	--	--	2-1	11,000
Sept. 30	W	38-34 North Greenville	--	--	3-1	6,161
Oct. 7	W	48-3 Texas Southern	--	--	4-1	6,743
Oct. 14	W	42-28 at Liberty*	--	--	5-1	17,726
Oct. 21	W	17-3 Gardner-Webb*	--	--	6-1	6,954
Oct. 28	W	28-0 at Presbyterian*	--	--	7-1	2,804
Nov. 4	W	16-14 at Montana State	25	--	8-1	16,337
Nov. 11	W	38-0 Charleston Southern*	23	--	9-1	6,224
Nov. 18	W	52-21 Monmouth*	21	22	10-1	6,808
Nov. 25	W	28-17 Samford&	16	14	11-1	5,566
Dec. 2	W	at Jacksonville State&	16	2	12-1	17,412
Dec. 9	L	27-34 at Sam Houston State%	16	6	12-2	5,625

& - FCS Playoffs - Round 1-2

% - FCS Playoffs - Quarterfinals

## 2018

Head Coach Brian Bohannon  
11-2; 5-0; Home: 6-1; Away: 4-1; Neutral: 1-0

Date	Result	Opponent	KSU Rk	Opp Rk	Record	Att
Aug. 30	L, 24-20	at Georgia State	5	-	0-1	23,088
Sept. 6	W, 49-10	at Tennessee Tech	7	-	1-1	4,118
Sept. 15	W, 62-13	vs. Alabama State	7	-	2-1	8,799
Sept. 22	W, 70-13	vs. Clark-Atlanta	5	-	3-1	6,009
Sept. 29	W, 24-10	vs. Samford	4	-	4-1	6,304
Oct. 6	W, 56-0	vs. Presbyterian*	4	-	5-1	6,414
Oct. 13	W, 56-17	at Gardner-Webb*	3	-	6-1	4,150
Oct. 27	W, 38-10	at Charleston Southern*	2	-	7-1	1,242
Nov. 3	W, 49-0	vs. Campbell*	2	-	8-1	6,012
Nov. 10	W, 51-14	at Monmouth*	2	-	9-1	2,332
Nov. 17	W (SOT) 60-52	vs. Jacksonville State	2	7	10-1	16,949
Dec. 1	W, 13-10	vs. Wofford#	4	12	11-1	3,515
Dec. 8	L, 27-17	vs. South Dakota State%	4	5	11-2	3,242

# - FCS Playoffs - Round 2

% - FCS Playoffs - Quarterfinals

## 2019

Head Coach Brian Bohannon  
11-3; 5-1; Home: 6-1; Away: 6-1; Neutral: 0-0

Date	Result	Opponent	KSU Rk	Opp Rk	Record	Att
Aug. 31	W, 59-0	Point	9	-	1-0	6,621
Sept. 7	L, 26-23 (OT)	at Kent State	7	-	1-1	18,679
Sept. 14	W, 42-7	at Alabama State	7	-	2-1	15,887
Sept. 21	W, 35-24	at Missouri State	7	-	3-1	11,421
Sept. 28	W, 31-7	Reinhardt	4	-	4-1	6,978
Oct. 12	W, 45-23	Charleston Southern*	4	-	5-1	8,258
Oct. 19	W, 55-10	at Presbyterian*	4	-	6-1	1,635
Oct. 26	W, 41-17	North Alabama	4	-	7-1	4,546
Nov. 2	L, 45-21	Monmouth*	4	-	7-2	4,464
Nov. 9	W, 38-35	at Campbell*	11	-	8-2	5,039
Nov. 16	W, 50-7	at Hampton*	11	-	9-2	3,612
Nov. 23	W, 42-14	Gardner-Webb*	9	-	10-2	4,383
Nov. 30	W, 28-21	at Wofford&	9	11	11-2	1,992
Dec. 7	L, 26-20	at Weber State#	9	3	11-3	5,422

& - FCS Playoffs - Round 1

# - FCS Playoffs - Round 2

## 2021

Head Coach Brian Bohannon  
1-0; 0-0; Home: 1-0; Away: 0-0; Neutral: 0-0

Date	Result	Opponent	KSU Rk	Opp Rk	Record	Att
Feb. 27	W, 35-3	Shorter University	8	--	1-0	2,027
Mar. 13	--	Charleston Southern	--	--	--	--
Mar. 20	--	Dixie State	--	--	--	--
Mar. 27	--	at Gardner-Webb	--	--	--	--
Apr. 3	--	Robert Morris	--	--	--	--
Apr. 10	--	at Monmouth	--	--	--	--



## 2021 INDIVIDUAL STATS PART 1

## Rushing

Player	gp	att	gain	loss	net	avg	td	lg	avg/g
Kyle Glover	1	17	87	0	87	5.1	1	12	87.0
Isaac Foster	1	5	65	0	65	13.0	0	27	65.0
Preston Daniels	1	7	45	0	45	6.4	0	13	45.0
Tommy Bryant	1	14	41	7	34	2.4	3	13	34.0
Adeolu Adeleke	1	6	26	4	22	3.7	0	12	22.0
Iaan Cousin	1	2	20	0	20	10.0	0	10	20.0
Irving Smith	1	2	15	0	15	7.5	0	10	15.0
Jonathan Murphy	1	4	19	5	14	3.5	1	18	14.0
Cole Gilley	1	2	6	0	6	3.0	0	4	6.0
Nykeem Farrow	1	1	3	0	3	3.0	0	3	3.0
<b>Total</b>	<b>1</b>	<b>60</b>	<b>327</b>	<b>16</b>	<b>311</b>	<b>5.2</b>	<b>5</b>	<b>27</b>	<b>311.0</b>
<b>Opponents</b>	<b>1</b>	<b>33</b>	<b>94</b>	<b>43</b>	<b>51</b>	<b>1.5</b>	<b>0</b>	<b>21</b>	<b>51.0</b>

## Passing

Player	gp	effic	comp-att-int	pct	yds	td	lg	avg/g
Tommy Bryant	1	63.4	1-2-1	50.0	27	0	27	27.0
Jonathan Murphy	1	0.0	0-1-0	0.0	0	0	0	0.0
<b>Total</b>	<b>1</b>	<b>42.3</b>	<b>1-3-1</b>	<b>33.3</b>	<b>27</b>	<b>0</b>	<b>27</b>	<b>27.0</b>
<b>Opponents</b>	<b>1</b>	<b>89.6</b>	<b>24-37-0</b>	<b>64.9</b>	<b>109</b>	<b>0</b>	<b>11</b>	<b>109.0</b>

## Receiving

Player	gp	no.	yds	avg	td	lg	avg/g
Shaquil Terry	1	1	27	27.0	0	27	27.0
<b>Total</b>	<b>1</b>	<b>1</b>	<b>27</b>	<b>27.0</b>	<b>0</b>	<b>27</b>	<b>27.0</b>
<b>Opponents</b>	<b>1</b>	<b>23</b>	<b>108</b>	<b>4.7</b>	<b>0</b>	<b>11</b>	<b>108.0</b>

## Punt Returns

Player	no.	yds	avg	td	lg
Isaac Foster	3	20	6.7	0	21
<b>Total</b>	<b>3</b>	<b>20</b>	<b>6.7</b>	<b>0</b>	<b>21</b>
<b>Opponents</b>	<b>0</b>	<b>0</b>	<b>0.0</b>	<b>0</b>	<b>0</b>

## Interceptions

Player	no.	yds	avg	td	lg
<b>Total</b>	<b>0</b>	<b>0</b>	<b>0.0</b>	<b>0</b>	<b>0</b>
<b>Opponents</b>	<b>1</b>	<b>6</b>	<b>6.0</b>	<b>0</b>	<b>6</b>

## Kick Returns

Player	no.	yds	avg	td	lg
Isaac Foster	2	42	21.0	0	22
<b>Total</b>	<b>2</b>	<b>42</b>	<b>21.0</b>	<b>0</b>	<b>22</b>
<b>Opponents</b>	<b>3</b>	<b>57</b>	<b>19.0</b>	<b>0</b>	<b>27</b>

## Fumble Returns

Player	no.	yds	avg	td	lg
<b>Total</b>	<b>0</b>	<b>0</b>	<b>0.0</b>	<b>0</b>	<b>0</b>
<b>Opponents</b>	<b>0</b>	<b>0</b>	<b>0.0</b>	<b>0</b>	<b>0</b>

## 2021 INDIVIDUAL STATS PART 2

## Scoring

Player	td	fg	PAT					dxp	saf	pts
			kick	rush	rcv	pass				
Tommy Bryant	3	-	-	-	-	-	-	-	-	18
Kyle Glover	1	-	-	-	-	-	-	-	-	6
Jonathan Murphy	1	-	-	-	-	-	-	-	-	6
Nathan Robertson	-	-	5-5	-	-	-	-	-	-	5
<b>Total</b>	<b>5</b>	<b>0-0</b>	<b>5-5</b>	<b>0</b>	<b>0</b>	<b>0</b>	<b>0</b>	<b>0</b>	<b>0</b>	<b>35</b>
<b>Opponents</b>	<b>0</b>	<b>1-1</b>	<b>0-0</b>	<b>0</b>	<b>0</b>	<b>0</b>	<b>0</b>	<b>0</b>	<b>0</b>	<b>3</b>

## Field Goals

Player	fg	pct.	01-19	20-29	30-39	40-49	50-99	lg	blk
<b>Opponents</b>	<b>1-1</b>	<b>100.0</b>	<b>0-0</b>	<b>0-0</b>	<b>0-0</b>	<b>1-1</b>	<b>0-0</b>	<b>41</b>	<b>0</b>

## FG Sequence

Team Name	Kennesaw St.	Opponents
		(41)

Numbers in (parentheses) indicate field goal was made

## Total Offense

Player	g	plays	rush	pass	total	avg/g
Kyle Glover	1	17	87	0	87	87.0
Isaac Foster	1	5	65	0	65	65.0
Tommy Bryant	1	16	34	27	61	61.0
Preston Daniels	1	7	45	0	45	45.0
Adeolu Adeleke	1	6	22	0	22	22.0
Iaan Cousin	1	2	20	0	20	20.0
Irving Smith	1	2	15	0	15	15.0
Jonathan Murphy	1	5	14	0	14	14.0
Cole Gilley	1	2	6	0	6	6.0
Nykeem Farrow	1	1	3	0	3	3.0
<b>Total</b>	<b>1</b>	<b>63</b>	<b>311</b>	<b>27</b>	<b>338</b>	<b>338.0</b>
<b>Opponents</b>	<b>1</b>	<b>70</b>	<b>51</b>	<b>109</b>	<b>160</b>	<b>160.0</b>

## Punting

Player	no.	yds	avg	lg	tb	fc	i20	50+	blk
Nicholas Jones	3	110	36.7	40	0	3	3	0	0
<b>Total</b>	<b>3</b>	<b>110</b>	<b>36.7</b>	<b>40</b>	<b>0</b>	<b>3</b>	<b>3</b>	<b>0</b>	<b>0</b>
<b>Opponents</b>	<b>7</b>	<b>200</b>	<b>28.6</b>	<b>40</b>	<b>0</b>	<b>1</b>	<b>0</b>	<b>0</b>	<b>0</b>

## Kickoffs

Player	no.	yds	avg	tb	ob	retn	net	ydl
Nicholas Jones	6	364	60.7	1	0			
<b>Total</b>	<b>6</b>	<b>364</b>	<b>60.7</b>	<b>1</b>	<b>0</b>	<b>3</b>	<b>40.2</b>	<b>24</b>
<b>Opponents</b>	<b>2</b>	<b>112</b>	<b>56.0</b>	<b>0</b>	<b>0</b>	<b>2</b>	<b>35</b>	<b>30</b>

## All Purpose

Player	g	rush	rcv	pr	kr	ir	total	avg/g
Isaac Foster	1	65	0	20	42	0	127	127.0
Kyle Glover	1	87	0	0	0	0	87	87.0
Preston Daniels	1	45	0	0	0	0	45	45.0
Tommy Bryant	1	34	0	0	0	0	34	34.0
Shaquil Terry	1	0	27	0	0	0	27	27.0
Adeolu Adeleke	1	22	0	0	0	0	22	22.0
Iaan Cousin	1	20	0	0	0	0	20	20.0
Irving Smith	1	15	0	0	0	0	15	15.0
Jonathan Murphy	1	14	0	0	0	0	14	14.0
Cole Gilley	1	6	0	0	0	0	6	6.0
Nykeem Farrow	1	3	0	0	0	0	3	3.0
<b>Total</b>	<b>1</b>	<b>311</b>	<b>27</b>	<b>20</b>	<b>42</b>	<b>0</b>	<b>400</b>	<b>400.0</b>
<b>Opponents</b>	<b>1</b>	<b>51</b>	<b>108</b>	<b>0</b>	<b>57</b>	<b>6</b>	<b>222</b>	<b>222.0</b>

## 2021 DEFENSIVE STATS

## Team Defense

			Tackles				Sacks	Pass defense			Fumbles	blkd		
##	Player	gp	ua	a	tot	tfl/yds	no-yds	int-yds	brup	qbh	fr-yds	ff	kick	saf
41	Kareem Taylor	1	7	1	8	1.5-3	.	.	.	.	2-0	.	.	.
42	Bryson Armstrong	1	5	.	5	1-3	.	.	.	.	.	.	.	.
74	Desmond Scott	1	3	2	5	1-5	1-5	.	.	.	.	1	.	.
49	Chance Bates	1	.	4	4	.	.	.	.	1	.	.	.	.
99	Peyton Moore	1	4	.	4	2-11	2-11	.	.	.	.	1	.	.
21	Markeith Montgomery	1	4	.	4	2-8	1-7	.	.	.	.	1	.	.
31	Adesola Abisoye	1	1	2	3	.	.	.	.	.	.	.	.	.
57	Tyler Scott	1	2	1	3	2-6	1-4	.	.	1	.	.	.	.
36	Camari Louis	1	3	.	3	.	.	.	.	.	.	.	.	.
25	Kadarius Satterwhite	1	2	1	3	.	.	.	.	.	.	.	.	.
90	Marquez Baxter	1	2	1	3	1-14	1-14	.	.	.	.	.	.	.
24	Jeremiah Compton	1	2	1	3	.	.	.	.	.	.	.	.	.
11	Je'Cory Burks	1	3	.	3	.	.	.	.	.	.	.	.	.
51	Kelcy Allen	1	2	1	3	.	.	.	.	.	.	.	.	.
26	Demetrius Pettway	1	2	.	2	.	.	.	1	.	.	.	.	.
44	Jalen Barnum	1	1	1	2	.	.	.	.	.	.	.	.	.
56	Demetic Barnes	1	.	2	2	0.5-0	.	.	.	.	.	.	.	.
19	KJ Hancock	1	.	1	1	.	.	.	.	.	.	.	.	.
45	Xavier Reddick	1	1	.	1	.	.	.	.	.	.	.	.	.
12	Isaac Foster	1	1	.	1	.	.	.	.	.	.	.	.	.
54	Tyler Moore	1	.	.	.	.	.	.	.	.	1-0	.	.	.
58	Jahon Myers	1	.	.	.	.	.	.	.	1	.	.	.	.
	<b>Totals</b>	<b>1</b>	<b>47</b>	<b>18</b>	<b>65</b>	<b>11-50</b>	<b>6-41</b>	<b>0-0</b>	<b>1</b>	<b>3</b>	<b>3-0</b>	<b>3</b>	<b>0</b>	<b>0</b>
	Opponents	1	43	30	73	5-8	1-3	1-6	0	1	3-0	1	0	0



## 2021 GAME-BY-GAME TEAM STATS

		Rushing				Receiving				Passing				Kick Returns				Punt Returns				tot		
Date	Opponent	no.	yds	td	lg	no.	yds	td	lg	cmp	att	int	yds	td	lg	no.	yds	td	lg	no.	yds	td	lg	off
02/27/2021	Shorter	60	311	5	27	1	27	0	27	1	3	1	27	0	27	2	42	0	22	3	20	0	21	338
Kennesaw St.		60	311	5	27	1	27	0	27	1	3	1	27	0	27	2	42	0	22	3	20	0	21	338
Opponents		33	51	0	21	23	108	0	11	24	37	0	109	0	11	3	57	0	27	0	0	0	0	160

## Kennesaw St. Averages

Games	Avg/ rush	Avg/ catch	Pass effc	KR avg	PR avg	All purpose avg/game	Total offense avg/game
1	5.2	27.0	42.3	21.0	6.7	400.0	338.0

Date	Opponent	Tackles				Sacks	Fumble		Pass Defense			blkd	PAT attempts			off		
		ua	a	total	tfl-yds	no-yds	ff	fr-yds	int-yds	qbh	brup	kick	kick	rush	rcv	saf	t/o	pts
02/27/2021	Shorter	47	18	65	11.0-50	6-41	3	3-0	0-0	3	1	0	5-5	0	0	0	7	35
<b>Kennesaw St.</b>		<b>47</b>	<b>18</b>	<b>65</b>	<b>11.0-50</b>	<b>6-41</b>	<b>3</b>	<b>3-0</b>	<b>0-0</b>	<b>3</b>	<b>1</b>	<b>0</b>	<b>5-5</b>	<b>0</b>	<b>0</b>	<b>0</b>	<b>7</b>	<b>35</b>
<b>Opponents</b>		<b>43</b>	<b>30</b>	<b>73</b>	<b>5.0-8</b>	<b>1-3</b>	<b>1</b>	<b>3-0</b>	<b>1-6</b>	<b>1</b>	<b>0</b>	<b>0</b>	<b>0-0</b>	<b>0</b>	<b>0</b>	<b>0</b>	<b>0</b>	<b>3</b>

Date	Opponent	Punting										Field Goals			Kickoffs				
		no.	yds	avg	long	blkd	tb	fc	50+	i20	md-att	long	blkd	no.	yds	avg	tb	ob	
02/27/2021	Shorter	3	110	36.7	40	0	0	3	0	3	0-0	0	0	6	364	60.7	1	0	
Kennesaw St.		3	110	36.7	40	0	0	3	0	3	0-0	0	0	6	364	60.7	1	0	
Opponents		7	200	28.6	40	0	0	1	0	0	1-1	41	0	2	112	56.0	0	0	

## 2021 PLAYER HIGHS

## Kennesaw St. - Individual Game Highs

<b>RUSHES</b>	17	Kyle Glover vs Shorter (02/27/2021)
<b>YARDS RUSHING</b>	87	Kyle Glover vs Shorter (02/27/2021)
<b>TD RUSHES</b>	3	Tommy Bryant vs Shorter (02/27/2021)
<b>LONG RUSH</b>	27	Isaac Foster vs Shorter (02/27/2021)
<b>PASS ATTEMPTS</b>	2	Tommy Bryant vs Shorter (02/27/2021)
<b>PASS COMPLETIONS</b>	1	Tommy Bryant vs Shorter (02/27/2021)
<b>YARDS PASSING</b>	27	Tommy Bryant vs Shorter (02/27/2021)
<b>TD PASSES</b>	none	
<b>LONG PASS</b>	27	Tommy Bryant vs Shorter (02/27/2021)
<b>RECEPTIONS</b>	1	Shaquil Terry vs Shorter (02/27/2021)
<b>YARDS RECEIVING</b>	27	Shaquil Terry vs Shorter (02/27/2021)
<b>TD RECEPTIONS</b>	none	
<b>LONG RECEPTION</b>	27	Shaquil Terry vs Shorter (02/27/2021)
<b>PUNTS</b>	3	Nicholas Jones vs Shorter (02/27/2021)
<b>PUNTING AVG</b>	36.7	Nicholas Jones vs Shorter (02/27/2021)
<b>LONG PUNT</b>	40	Nicholas Jones vs Shorter (02/27/2021)
<b>PUNTS INSIDE 20</b>	3	Nicholas Jones vs Shorter (02/27/2021)
<b>LONG PUNT RETURN</b>	21	Isaac Foster vs Shorter (02/27/2021)
<b>LONG KICKOFF RETURN</b>	22	Isaac Foster vs Shorter (02/27/2021)
<b>TACKLES</b>	8	Kareem Taylor vs Shorter (02/27/2021)
<b>SACKS</b>	2	Peyton Moore vs Shorter (02/27/2021)
<b>TACKLES FOR LOSS</b>	2	Peyton Moore vs Shorter (02/27/2021)
	2	Markeith Montgomery vs Shorter (02/27/2021)
	2	Tyler Scott vs Shorter (02/27/2021)

## 2021 RED ZONE NUMBERS

## Kennesaw St. Inside Opponent Red-Zone

Date	Opponent	Score	Times	Times	Total			Rush	Pass	FGs	Failed to score inside RZ					
			In RZ	Scored	Pts	TDs	TDs	TDs	TDs	Made	FGA	Down	Int	Fumb	Half	Game
02/27/2021	Shorter	W 35-3	6	5	35	5	5	0	0	0	0	0	0	1	0	0
Totals 5 of 6 (83.3%)			6	5	35	5	5	0	0	0	0	0	0	1	0	0

## Opponents Inside Kennesaw St. Red-Zone

Date	Opponent	Score	Times	Times	Total			Rush	Pass	FGs	Failed to score inside RZ					
			In RZ	Scored	Pts	TDs	TDs	TDs	TDs	Made	FGA	Down	Int	Fumb	Half	Game
02/27/2021	Shorter	W 35-3	1	1	3	0	0	0	0	1	1	0	0	0	0	0
Totals 1 of 1 (100.0%)			1	1	3	0	0	0	0	1	1	0	0	0	0	0

## DEPTH CHART

## OFFENSE

LT	55 63	<b>JAKE LASSITER</b> , 6-1, 240, Sr., Coral Springs, Fla. Savon Simmons, 6-2, 270, Jr., Fayetteville, Ga.
LG	62 78	<b>CHRIS DYE</b> , 6-3, 265, Sr., Greenville, Miss. Zach Thompson, 6-4, 315, Sr., Swainsboro, Ga.
C	73 66	<b>WILLIAM NANA FABU</b> , 6-1, 275, Jr., Columbus, Ga. Matt Olson, 6-3, 295, Jr., Cumming, Ga.
RG	50 77	<b>TERRELL PAXTON</b> , 6-0, 310, So., Stone Mountain, Ga. Dominick Knowles, 6-4, 295, Jr., Johns Creek, Ga.
RT	72 65	<b>SEAN BROWN</b> , 6-2, 265, Jr., Macon, Ga. Zion Katina, 6-2, 285, So., Franklin, Tenn.
WR	86 83	<b>CALEB O'NEAL</b> , 6-2, 200, Sr., Chickamauga, Ga. Will Haigler, 6-1, 210, So., Tallahassee, Fla.
WR	17 19	<b>CHAVIS MARSHALL</b> , 6-3, 190, So., Sylvester, Ga. KJ Hancock, 6-1, 225, Sr., Suwanee, Ga.
RB	1 29	<b>KYLE GLOVER</b> , 5-11, 215, Sr., Eastman, Ga. Preston Daniels, 5-11, 250, Fr., Sandersville, Ga.
SB	9 2	<b>SHAQ TERRY</b> , 5-9, 170, Sr., Bessemer, Ala. Adeolu Adeleke, 5-10, 185, Jr., Conyers, Ga.
SB	12 35	<b>ISAAC FOSTER</b> , 5-10, 170, Jr., Summerville, Ga. Irving Smith, 5-8, 200, Sr., Dallas, Ga.
QB	5 16	<b>TOMMY BRYANT</b> , 6-1, 195, Sr., Tuscaloosa, Ala. Jonathan Murphy, 6-0, 195, So., Los Angeles, Calif.

## SPECIALISTS

K	88	<b>NATHAN ROBERTSON</b> , 5-10, 160, Jr., Columbus, Ga.
PK	88	<b>NATHAN ROBERTSON</b> , 5-10, 160, Jr., Columbus, Ga.
P	89	<b>NICHOLAS JONES</b> , 6-1, 210, Sr., Grayson, Ga.
HLD	89	<b>NICHOLAS JONES</b> , 6-1, 210, Sr., Grayson, Ga.
SNP	64	<b>JACOB POTTER</b> , 6-0, 235, Jr., Adairsville, Ga.
KR	12	<b>ISAAC FOSTER</b> , 5-10, 170, Jr., Summerville, Ga.
PR	12	<b>ISAAC FOSTER</b> , 5-10, 170, Jr., Summerville, Ga.

## DEFENSE

END	99 90	<b>PEYTON MOORE</b> , 6-2, 250, Sr., Hoschton, Ga. Marquez Baxter, 6-3, 190, Fr., Macon, Ga.
DT	96 54	<b>TRAVIS BELL</b> , 6-1, 280, Jr., Montgomery, Ala. Tyler Moore, 6-1, 250, Jr., Phenix City, Ala.
NT	74 57	<b>DESMOND SCOTT</b> , 6-0, 285, Jr., Pinson, Ala. Tyler Scott, 6-1, 300 Fr., Jackson, Ga.
RE	95 51	<b>JOEL PARKER</b> , 6-0, 245, So., Birmingham, Ala. Kelcy Allen, 6-1, 240, So., Smith Station, Ala.
MLB	49 43	<b>CHANCE BATES</b> , 6-0, 240, Jr., Muscle Shoals, Ala. Jack Ness, 6-0, 210, Jr., Buford, Ga.
WLB	41 44	<b>KAREEM TAYLOR</b> , 6-0, 210, Sr., Rincon, Ga. Jalen Barnum, 6-1, 210, Fr., Jesup, Ga.
SLB	42 26	<b>BRYSON ARMSTRONG</b> , 5-11, 205, Sr., Marietta, Ga. Demetrius Pettway, 6-1, 205, Jr., Phenix City, Ala.
CB	31 11	<b>ADESOLA ABISOYE</b> , 5-10, 190, Sr., Loganville, Ga. Je'Cory Burks, 6-0, 195, So., Perry, Ga.
SS	30 36	<b>COLE LODEN</b> , 5-11, 185, Jr., St. Mary's, Ga. Camari Louis, 5-10, 190, Fr., Moultrie, Ga.
FS	24 25	<b>JEREMIAH COMPTON</b> , 6-1, 190, So., Waverly, Ga. Kadarius Satterwhite, 5-11, 195, Sr., Newnan, Ga.
CB	21 35	<b>MARKEITH MONTGOMERY</b> , 5-10, 195, So., Flintstone, Ga. Ryan Harris, 5-10, 180, Fr., Irmo, S.C.