



KENNESAW STATE OWLS

#8 Kennesaw State vs Shorter University • Saturday, Feb. 27, 2021 • 1 PM

GAMEDAY INFORMATION

TV: ESPN+

Play-by-Play: Brian Katrek

Analyst: Nathan McCreary

Analyst: Roddy Jones

Producer: Will Adams



KSU DIGITAL NETWORK (TuneIn App)

Play-by-Play: Nolan Alexander

Analyst: Barclay Miller

Host: Brandon Joseph

Producer: Jordan Griffitt



2021 SPRING SCHEDULE

FEB
27

SHORTER

Fifth Third Bank Stadium
1 PM | ESPN+

MAR
13

CHARLSTON SO.

Fifth Third Bank Stadium
1 PM | ESPN+

MAR
20

DIXIE STATE

Fifth Third Bank Stadium
1 PM | ESPN+

MAR
27

at GARDNER-WEBB

Boiling Springs, N.C.
1 PM | ESPN+

APR
3

ROBERT MORRIS

Fifth Third Bank Stadium
1 PM | ESPN+

APR
10

at MONMOUTH

W. Long Branch, N.J.
1 PM | ESPN+

APR
24

FCS PLAYOFFS RD 1

Location: TBA
Top 4 seeds receive 1st-round bye

NUMBERS TO KNOW

35

» KSU has been ranked in the top 25 for 35 straight weeks, dating back to week nine of the 2017 season.

52

» The Owls have at least one rushing TD in 52 consecutive games, a streak that spans four full seasons.

TOP STORYLINES

• Kennesaw State is set to open the spring 2021 season against Shorter University, marking the first game the Owls have played in 448 days, the longest stretch between games in program history.

• KSU is looking to open the season with a victory for the second straight year and is eyeing its fourth straight victory in its home opener. The Owls are 4-1 all-time in home openers and 2-3 in season openers.

• The Owls are 7-1 all-time against teams from the state of Georgia, including 1-0 against Shorter, an 18-10 victory against the Hawks during the inaugural season in 2015.

• Kennesaw State is 27-5 all-time in Fifth Third Bank Stadium, including winning 18 of its last 19 regular season home games.

• Kennesaw State is going for its 13th consecutive non-conference regular season home win Saturday against Shorter, a streak that dates back to the beginning of the 2016 season.

• KSU returns seven of 11 starters on defense that ranked No. 3 in the country last year, while eight starters return on offensive for the top rushing attack in the nation.

• Dating back to week 2 of the 2017 season, Kennesaw State has won 34 of its last 40 games for an 85.0 winning percentage.

• KSU is one of five teams in the country to win a playoff game in each of the last three seasons, joined by North Dakota State, JMU, UNI and Weber State. The Owls are also one of nine programs to appear in each of the last three FCS Playoffs.

• Kennesaw State and North Dakota State are the only FCS program to post 11-plus wins in each of the last three seasons.

• Kennesaw State is in search of its third Big South Conference championship in the last four seasons and its fourth consecutive FCS Playoffs appearance this spring.

• The Owls are looking to join Coastal Carolina as the only programs in league history to make the playoffs in four consecutive seasons.

• The Owls have dominated the Big South during the last three years, winning 15 of their last 16 conference games and doing so by a 31.6 average margin of victory.

ThinkingFaceEmoji.PNG

• Prior to the fall 2020 season being canceled, Kennesaw State was the Big South Conference preseason favorite for the fourth consecutive year, but, as voted by the league's media and head coaches, the Owls are now picked second in the conference behind Monmouth heading into the spring campaign.



The Best in League History

• Bryson Armstrong enters the year as the Big South Preseason Defensive Player of the Year, the only player to capture the honor three times in his career. He heads into his senior season as the most decorated player in school history, including coming off consensus All-America honors last year.

Back Like He Never Left

• After seeing his 2019 season cut short due to injury, Isaac Foster heads into 2021 as the Big South Preseason Offensive Player of the Year. Through seven games in 2019, he was one of the most dynamic running backs in the country, averaging 14.9 yards per carry and 162.3 all-purpose yards per game.




WHAT'S INSIDE

Schedule/Results	1	Team Roster	7
Team Notes	1	Rushing Numbers	9
Offensive Depth Chart	2	The Last Time	10
Defensive Depth Chart	3	Game-by Game Stats	12
News & Notes	4	Series History	14
Quick Facts	4	Top-25 History	16
Record Breakdown	4	Year-by-Year Results	17
Preseason Central	5	Season Stats	18
Coach Bohannon	6	Depth Chart	23

IN-DEPTH CHART: OFFENSE

LT

**55 Jake LASSITER**

- 6-1 • 240 • Sr.
- Big South Preseason All-Conference first team in 2020
- Started 12 consecutive games to close 2019
- Helped pave the way for nation's top rushing attack in 2019
- Former tight end who transferred from FAU to Coffeyville CC


**63 Savon SIMMONS**

- 6-2 • 270 • Jr.
- Saw action in five games last season
- Played in two games in 2018
- Fayette County Offensive Lineman Of the Year as a senior
- Same HS (Sandy Creek) as Justin Sumpter & Megatron

LG

**62 Chris DYE**

- 6-3 • 265 • Sr.
- Big South Preseason All-Conference first team in 2020
- Made 10 starts last season, including final four games
- Named best returning lineman in Big South by HERO Sports
- Played 2017 season at Holmes Community College in Miss.


**78 Zach THOMPSON**

- 6-4 • 315 • Sr.
- Played in 13 games last season
- 26 career games played
- Honorable mention all-state as HS senior
- Four-year letterwinner at Emanuel County Institute

C

**73 William NANA FABU**

- 6-1 • 275 • Jr.
- Started 16 games in his career, including all 14 in 2019
- Played a season-high 91 snaps at Kent State (Sept. 7)
- Began career as a walk-on, later earned a scholarship
- Cybersecurity major

**66 Matt OLSON**

- 6-3 • 295 • Jr.
- Versatile offensive lineman that has played in all five spots
- Played in 13 games and made three starts in 2019
- Played in eight games as a freshman in 2018
- 2x offensive MVP recipient as a center at Forsyth Central HS

RG

**50 Terrell PAXTON**

- 6-0 • 310 • So.
- Played in 13 games with 12 starts, including final nine in 2019
- Second heaviest offensive lineman and fourth on team
- Career 43-11 record at Tucker HS
- Won three region titles and two state finals appearances


**77 Dominick KNOWLES**

- 6-4 • 295 • Jr.
- Played two seasons at Georgia Military Academy
- Played in 19 games over the two years, including 11 as a soph.
- Team averaged over 250 yards rushing and 37.6 points
- Starred at Providence Christian Academy

RT

**65 Zion KATINA**

- 6-2 • 285 • So.
- Played in 13 games with nine starts in 2019
- Billed as the most athletic offensive lineman
- Two-year starter at Independence High School
- Father & four uncles play in Christian rock band, The Katinas

**72 Sean BROWN**

- 6-2 • 265 • Jr.
- Played in eight games & made five starts at right tackle in '19
- Played in seven games in 2018
- 3x 1A Private Region 7A All-Region member
- Also played varsity basketball at Tattnall Square Academy

WR

**86 Caleb O'NEAL**

- 6-2 • 200 • Sr.
- Played in 13 games and third on the team with 7 catches in '19
- Quarterback and punter for three years at Gordon Lee HS
- Walk-on who earned scholarship in 2019 fall camp
- Big Chick-Fil-A guy

**83 Will HAIGLER**

- 6-1 • 210 • So.
- Played in 10 games in 2019
- Commended for progress in physicality during spring camp
- 50 catches and six scores at Florida State University HS
- Earned third place in state at 182-pound class in wrestling

WR

**84 Oscar GONZALEZ**

- 6-4 • 235 • So.
- Not a grouch
- Has played in 16 career games, including 14 in 2019
- 1,239 yards on 67 catches over his final two years in HS
- Earned praise from coaching staff and teammates for growth


**17 Chavis MARSHALL**

- 6-3 • 190 • So.
- Played in 12 games in 2019
- Won 3x state track titles at Worth County HS
- First team all-region performer as a senior
- Computer Science major

SB


**9 Shaquil TERRY**

- 5-9 • 170 • Sr.
- Started all 14 games in 2019 & has played in 41 career games
- Caught a team-best 15 passes for 370 yards and five scores
- Rushed for 383 yards and four touchdowns
- All-Big South second team in 2018

**2 Adeolu ADELEKE**

- 5-10 • 185 • Jr.
- Played in all 14 games and rushed for 125 yards on 14 carries
- Played in 10 games as a freshman with five carries for 79 yds.
- Earned 6A All-State honors at Heritage HS
- Region champion in long jump

SB


**12 Isaac FOSTER**

- 5-10 • 170 • Jr.
- Named Preseason Big South Offensive Player of the Year
- 2019 All-Big South 2nd team ST despite playing just 7 games
- Program-record 14.9 yards per carry last season
- 2018 Freshman All-America, Big South ST Player of the Year


**35 Irving SMITH**

- 5-8 • 200 • Sr.
- Played at East Paulding High School
- Rose in depth chart during spring camp
- Set for most playing time in career as a senior
- Native of Dallas, Ga.

RB

**1 Kyle GLOVER**

- 5-11 • 215 • Sr.
- Played in 14 games with three starts in 2019
- Rushed 59 times for 211 yards and two scores
- Lost weight in off-season to gain more speed
- Started career as a linebacker in 10 games in 2017

**29 Preston DANIELS**

- 5-11 • 250 • Fr.
- Played in four games and redshirted in 2019
- Four-year starter at Washington County HS
- Played both sides, and earned Defensive Player of the Year
- Three-time all-state honoree

QB

**5 Tommy BRYANT**


- 6-1 • 195 • Sr.
- Played in 11 games and made three starts as a junior
- Finished second nationally in rushing touchdowns among QBs
- Led team with 16 rushing TDs, & carried 118 times for 683 yds
- First player KSU player to rush for 100 yds in 3 straight games

**16 Jonathan MURPHY**

- 6-0 • 195 • So.
- Set Big South playoff record for rushing TD's by a QB in 2019
- Set league playoff mark for rushing yards with 206 (11/30/19)
- Set program record for rushing yards by a QB at Wofford
- 6,000 passing yards & 52 TD in his career at Westchester HS

IN-DEPTH CHART: DEFENSE

DE

**99 Peyton MOORE**

- 6-2 • 250 • Sr.
- Played in 12 games with seven starts last season
- Totaled 24 stops, six TFL, and three sacks
- Has played in 37 games with 44 tackles and 12 TFL
- Transferred from Georgia State after 2016 season

**90 Marquez BAXTER**

- 6-3 • 190 • Fr.
- Played in four games and received a redshirt
- Appeared in a season-high 33 snaps at Hampton (Nov. 16)
- HS career: 260 tackles, seven sacks, 26 TFL, four INTS
- Has four sisters

DT

**96 Travis BELL**

- 6-1 • 280 • Jr.
- Played in 13 games with eight starts in 2019
- Second on the team with five sacks
- Fourth on the team with nine TFL
- Played in 13 games as a freshman with 24 tackles

**54 Tyler MOORE**

- 6-1 • 250 • Jr.
- Made five starts and played in 12 games in 2019
- Had 19 tackles, 1.5 TFL, 2 fumble recoveries & 2 QB hurries
- Lived a dream on a scoop 'n' score at Presbyterian (Oct. 19)
- Has nine siblings

NT

**74 Desmond SCOTT**

- 6-1 • 285 • Sr.
- Started all 14 games last season
- Recorded 20 tackles, 2.5 TFL and one sack
- Won 2017 state title with Auburn's Bo Nix in HS
- Heaviest defender on team

**57 Tyler SCOTT**

- 6-1 • 300 • Fr.
- Named first team all region senior season
- Had 40 solo tackles, five TFL, and two sacks as a senior
- Jackson HS went 8-4 and to second round of state playoffs
- Named to the GACA All-Star team as a sophomore

DE

**95 Joel PARKER**

- 6-0 • 250 • So.
- Played in 13 games and made two starts
- Big South Defensive Player of the Week (9/16/19)
- Led the state of Alabama in sacks in 2017
- Gained 20 pounds in off-season


**90 Marquez BAXTER**

- 6-3 • 190 • Fr.
- Played in four games and received a redshirt
- Appeared in a season-high 33 snaps at Hampton (Nov. 16)
- HS career: 260 tackles, seven sacks, 26 TFL, four INTS
- Has four sisters

MLB

**49 Chance BATES**

- 6-0 • 240 • Jr.
- Played in all 14 games with seven starts last season
- Fourth on the team with 45 tackles, 29 of which were solo
- Made four starts and played in 12 games as a freshman
- Class 3A All-State selection by the Alabama Sportswriters

**43 Jack NESS**

- 6-0 • 210 • Jr.
- Played in nine games last season
- Seen action in 19 career games with seven stops
- 7X Football and Wrestling State Champion at Buford HS
- Class 5A individual state wrestling champion

WLB

**41 Kareem TAYLOR**

- 6-0 • 210 • Sr.
- Named Big South All-Conference second team in 2019
- Finished second on the team with 56 tackles
- Added 10.0 tackles for loss to rank third on the team
- Played in 18 games over two seasons at Shorter University


**44 Jalen BARNUM**

- 6-1 • 210 • Fr.
- All-region honors with 67 tackles and 3.0 sacks as a senior
- Yellow Jackets went 8-3 and to the GHSA playoffs 2nd round
- GACA all-star as a junior with 80 tackles and 3.0 sacks
- Part of Feb. 2020 signing day class

SLB

**42 Bryson ARMSTRONG**

- 5-11 • 205 • Sr.
- Big South Conference Preseason Defensive Player of the Year
- 2019 Big South Conference Defensive Player of the Year
- Consensus All-America after team-high 95 tackles
- 2017 Jerry Rice National Freshman of the Year

**26 Demetrius PETTWAY**

- 6-1 • 205 • Jr.
- Played in 12 games and made 10 starts last season
- Recorded 36 tackles, 25 of which were solo, and two INTS
- Played in 13 games with 23 stops and two picks as a freshman
- Brother-in-law is J.D. McKissic of the Washington Football Team

SS

**30 Cole LODEN**

- 5-11 • 185 • Jr.
- Played in 14 games with three starts in 2019
- Recorded 25 tackles, 20 of which were solo
- Played in 13 games and made two starts as a freshman
- Younger brother, Cade, is also a defensive back


**36 Camari LOUIS**

- 5-10 • 190 • Fr.
- Nicknamed "Juice"
- Played in two games during redshirt season
- 33-10 during three seasons at Colquitt County
- 208 tackles, 125 solo tackles, five ints & two sacks in HS career

FS

**24 Jeremiah COMPTON**

- 6-1 • 190 • So.
- Played in 13 games last season
- Recorded 12 tackles on the year, nine of which were solo
- Region 1-7A Utility Player of the Year as a HS senior
- 2017 Top 50 Southern Pigskin South Georgia Top Players list

**25 Kadarius SATTERWHITE**

- 5-11 • 195 • Sr.
- Played in 11 games at Dodge City Community College
- Had 43 total tackles, 4.5 TFL, two pbus and a forced fumble
- First team all-region and all-county
- 75 tackles and eight picks in Newnan HS career

CB


**31 Adesola ABISOYE**

- 5-10 • 190 • Sr.
- Played in 13 games with 10 tackles & two blocked kicks in '19
- Has played in 25 career games
- Has two interceptions in his career
- Second team Gwinnett County all-area team as a HS senior

**35 Ryan HARRIS**

- 5-10 • 180 • Fr.
- Walk-on who turned heads in offseason workouts and camp
- 3x state champion at Dutch Fork High School
- Made 56 tackles and two interceptions as a senior
- 2018 state qualifier in the 4x100 meter relay

CB

**11 Je'Cory BURKS**

- 6-0 • 190 • So.
- Played in 13 games as a true freshman
- 4A Region 2 first-team as a HS senior at Perry HS
- 2017 Georgia Football Magazine Academic all-state selection
- Computer Science major

**35 Ryan HARRIS**

- 5-10 • 180 • Fr.
- Walk-on who turned heads in offseason workouts and camp
- 3x state champion at Dutch Fork High School
- Made 56 tackles and two interceptions as a senior
- 2018 state qualifier in the 4x100 meter relay

TEAM NEWS & NOTES

Minute Men

• In their first five seasons of competition, the Owls have 51 scoring drives of one minute or less, including a program-best 17 last season. During the 2019 season, KSU had multiple scoring drives under one minute in five different games.

One-Timer

• The Owls have 29 one-play scoring drives in program history, including 18 in the last 27 games. KSU recorded a program-best three one-play touchdown drives at Missouri State during the 2019 season.

Owls Own The Big South

• In just five years of existence, Kennesaw State and head coach Brian Bohannon have four all-time playoff wins - tying the record by both a league member and head coach. Former member Coastal Carolina and its head coach, Joe Moglia, also collected four playoff victories.

• Bohannon is seventh in Big South history with 48 career coaching wins and became the fastest Big South coach to win 45 games when he reached the benchmark with KSU's 38-35 win over Campbell on Nov. 9, 2019.

The Total Package

• Kennesaw State has led the Big South Conference in total defense each of the last three seasons and has finished in the top five in the nation in total defense each of the last two years.

• KSU was the only defensive unit in the country in 2019 to rank in the top five in total defense (2) and rushing defense (5), allowing just 88.9 yards per carry on the ground.

• In five years as a program, the Owls have never ranked outside the top 20 in the country in total defense, including back-to-back seasons inside the top five.

What a Rush

• Kennesaw State's spread option ground attack has become the most explosive rushing attack in all of FCS football, leading the nation in rushing yards per game two of the last three seasons, including a program-record 352.9 rushing yards per game in 2018.

• In its first five years of existence, the Owls led the Big South in rushing yards per game in all five seasons and have ranked in the top three in the country each of the last four seasons.

Peach State Pride

• Since KSU's inception, the Owls hold the second-highest winning percentage among NCAA Division I football teams in the state of Georgia (2015-pres.). In that six-year span, Kennesaw State is the only Division I program in the state to capture two conference championships.

Rk	Team	Win%
1.	Georgia	.784
2.	Kennesaw State	.761
3.	Georgia Southern	.539
4.	Georgia State	.430
5.	Georgia Tech	.422
6.	Mercer	.370

Somethin' Special

• Junior kicker Nathan Robertson finished second in all of FCS last season with 68 PAT's. He was also 10-of-14 on field goals to finish the season with a team-high 98 points.

• Nicholas Jones handled punting duties for the Owls last season and averaged 40.8 yards per punt, including a season-long 55-yarder. He pinned opponents inside the 20 yard line 10 times and had 17 fair catches.

TOP 25 POLLS

STATS	Coaches
8	PS
-	W1
-	W2
-	W3
-	W4
-	W5
-	w6
-	w7
-	w8
-	w9
-	w10
-	w11
-	W12
-	w13
-	W14
-	FINAL

QUICK FACTS

Institution Name	Kennesaw State University
Location	Kennesaw, Ga. 30144
Enrollment	41,000
Founded	1963
Nickname	Owls
Colors	Black & Gold
Affiliation	NCAA Division I FCS
Conference	Big South Conference
President	Dr. Pamela Whitten
Director of Athletics	Milton Overton
Athletic Website	KSUOwls.com
Home Field	Fifth Third Bank Stadium
» Capacity	8,300
» Surface	Bermuda Grass
» 2019 Record	11-3
Base Offense	Spread Option
Base Defense	4-2-5
First Season of Football	2015
All-Time Record	48-15 (.761)

RECORD BREAKDOWN

Current StreakLost 1
Current Home StreakWin 1
Current Road StreakLost 1
Last WinNov. 30, 2019 vs. No. 11 Wofford, 28-21
Last Home WinNov. 23, 2019 vs. Gardner-Webb, 42-14
Last Home LossNov. 2, 2019 vs. Monmouth, 45-21
Last Road WinNov. 30, 2019 at No. 11 Wofford, 28-21
Last Road LossDec. 7, 2019 at No. 4 Weber State, 26-20

	2021	Under Bohannon
Overall	0-0	48-15
At home	0-0	27-5
On the road	0-0	20-10
At neutral site	0-0	1-0
Conference Games	0-0	20-7
Non-Conference Games	0-0	26-8
Overtime	0-0	1-2
Playoff games	0-0	4-3
Thursdays	0-0	2-2
Saturdays	0-0	46-13
Day (Before 6 p.m.)	0-0	33-8
Night (After 6 p.m.)	0-0	14-7
In August	0-0	1-2
In September	0-0	15-3
In October	0-0	17-3
In November	0-0	13-5
In December	0-0	2-3
On Turf	0-0	16-9
On Grass	0-0	32-6
Vs. Ranked Opponents	0-0	6-7
Win Coin Toss	0-0	19-11
Lose Coin Toss	0-0	28-5
Score First	0-0	29-8
Opponent Scores First	0-0	19-7
Lead after 1st quarter	0-0	30-3
Tied after 1st quarter	0-0	10-8
Trail after 1st quarter	0-0	9-4
Lead after 2nd quarter	0-0	40-5
Tied after 2nd quarter	0-0	4-1
Trail after 2nd quarter	0-0	4-9
Lead after 3rd quarter	0-0	44-1
Tied after 3rd quarter	0-0	1-0
Trail after 3rd quarter	0-0	3-14
Have a 100-yd rusher	0-0	29-4
Allow a 100-yd rusher	0-0	6-6
Have a 300-yd passer	0-0	0-0
Allow a 300-yd passer	0-0	3-2
Have a 100-yd receiver	0-0	6-0
Allow a 100-yd receiver	0-0	4-6
Scoring < 20 points	0-0	6-6
Scoring 20-29 points	0-0	7-8
Scoring 30+ points	0-0	33-1
Allowing < 20 points	0-0	36-2
Allowing 20-29 points	0-0	6-7
Allowing 30+ points	0-0	2-6
Outgain opponent	0-0	44-9
Outgained by opp.	0-0	4-6
Win turnover margin	0-0	32-2
Lose turnover margin	0-0	3-8
Tie in turnovers	0-0	14-5
Close games (1-10)	0-0	14-10
Games (11-20)	0-0	6-2
Blowouts (20+)	0-0	28-3
Won Time of Poss.	0-0	39-11
Lost Time of Poss.	0-0	8-4

COMMUNICATIONS STAFF

David Beall	Assistant AD for Communications
Email	jbeall2@kennesaw.edu
Office	470-578-7872
Cell	404-513-9272
Nolan Alexander	Assistant Director of Comm.
Email	nallexa29@kennesaw.edu
Office	470-578-7789
Cell	770-713-3071

2021 PRESEASON CENTRAL

2021 PUNDITS' PICKS

Media Outlet	Big South Finish	National Ranking
Lindy's	1st	5
HERO Sports	1st	7
Street & Smith's	1st	11
Athlon Sports	1st	6
STATS FCS	1st	10
AFCA Coaches	n/a	--
Big South Coaches	2nd	n/a

THE COACHES' 2021 PREDICTIONS

Rk	Team	1	2	3	4	5	Points
1.	Monmouth (6)	6	2	2	-	-	44
2.	Kennesaw State (3)	3	7	3	-	-	43
3.	Charleston Southern (1)	1	1	6	2	-	31
T4.	Gardner-Webb	-	-	1	4	5	16
T4.	Robert Morris	-	-	1	4	5	16

PRESEASON POLL HISTORY

Season	Predicted Finish	Actual Finish
2021 - Spring	2nd	--
2020 - Fall	1st	DNP
2019	1st	2nd
2018	1st	1st
2017	T-1st	1st
2016	3rd	3rd

PRESEASON ALL-CONFERENCE

No.	Name	Yr.	Pos.	Team
42	Bryson Armstrong	Sr.	LB	Defensive POY/First Team
12	Isaac Foster	Jr.	RB	Offensive POY/First Team
62	Chris Dye	Sr.	OL	First Team
55	Jake Lassiter	Sr.	OL	First Team
73	William Nana Fabu	Jr.	OL	First Team
9	Shaquil Terry	Sr.	RB	Honorable Mention
26	Demetrius Pettway	Jr.	DB	Honorable Mention
89	Nicholas Jones	Sr.	P	Honorable Mention
12	Issac Foster	Jr.	KR	Honorable Mention
12	Issac Foster	Jr.	PR	Honorable Mention

PRESEASON ALL-AMERICANS

No.	Name	Outlet	Team
42	Bryson Armstrong	Hero Sports	First Team
42	Bryson Armstrong	STATS/FCS	First Team
42	Bryson Armstrong	Lindy's	First Team
42	Bryson Armstrong	Athlon Sports	First Team
42	Bryson Armstrong	Street & Smith's	First Team
42	Bryson Armstrong	Street & Smith's	Best NFL Prospect
62	Chris Dye	Lindy's	Second Team

Bryson Armstrong »

Defensive Player of The Year



« Isaac Foster

Offensive Player of The Year



BRIAN BOHANNON

**HEAD COACH
6TH SEASON**



PERSONAL INFO

Born: December 17, 1970
 Hometown: Griffin, Ga.
 Alma Mater: Georgia '93
 High School: Griffin HS
 Wife: Melanie
 Children: Blake, Braden and Brooke Anna

BY THE NUMBERS

Years as a Head Coach

1 2 3 4 5

Playoff Wins

1 2 3 4

Playoff Appearances

1 2 3

10-Win Seasons

1 2 3

Losing Seasons

0

A program built on Effort, Attitude and Toughness, head coach Brian Bohannon has constructed Kennesaw State from the ground up and turned the Owls into a powerhouse program at the FCS level in just five seasons.

Hired on March 24, 2013 and tasked with building a football program from scratch, Bohannon and embraced the challenge and quickly turned Kennesaw State into the best five-year start-up program in college football history in 2019 with a 48-15 overall record, two Big South Conference championships, three straight appearances in the FCS Playoffs and four playoff victories.

Bohannon is a three-time finalist for the Eddie Robinson award as the nation's top FCS head coach, including a runner-up finish in 2018 and a third-place finish in 2017. He was named the AFCA National Coach of the Year in 2017 and is a two-time Big South Conference Coach of the Year.

He is second in Big South Conference history with 48 victories and he became the fastest coach to win 45 games when he reached the benchmark with a 38-35 win over Campbell on Nov. 9, 2019. In the first five years of the program, 72 national polls have been released with the Owls appearing in exactly 50-percent of the rankings. Of those 72 polls, Kennesaw State has been inside the top-10 41-percent of the time.

The 2019 season was the beginning of a new era in Kennesaw State football, as the original signing class moved on and gave way to a new crop of talented players hungry to continue the championship tradition. Not only did the team deliver, but they recorded the program's third-straight 11-win season and made a return trip to the FCS Playoffs where they knocked off No. 11 Wofford on the road in the opening round.

After putting the world on notice in 2017 with a 12-2 season, the Owls somehow outdid themselves during the 2018 campaign. Ranked No. 2 in the nation for much of the year, KSU earned the No. 4 overall seed in the playoffs and took an 11-game winning streak to a second consecutive quarterfinal appearance where the Owls held the third-longest home streak in the nation that dated back over two calendar years.

Bohannon, 50, put Kennesaw State on the map in 2017 when he led the Owls to a 12-2 season and an outright Big South Championship after finishing conference play undefeated at 5-0. Holding the country's top rushing offense, the Owls would make their first postseason berth in stellar fashion, getting revenge from their season-opening loss to Samford by winning 28-17 to advance.

The Owls then upset No. 3 Jacksonville State in the second round by scoring 14 unanswered second-half points to win 17-7. KSU's historic run would falter in the quarterfinals in a tough 34-27 loss to No. 5 Sam Houston State, but not before solidifying a young Kennesaw State team as one of the nation's top programs.

Bohannon is married to the former Melanie Cobb. The two have three children, sons Blake and Braden, and daughter Brooke Anna.

CAREER NUMBERS

Year	School	Record
1996	Gardner-Webb (WR)	2-9
1997	Georgia Southern (WR)	10-3
1998	Georgia Southern (WR)	14-1
1999	Georgia Southern (WR)	13-2
2000	Georgia Southern (DB)	13-2
2001	Georgia Southern (DB)	12-2
2002	Navy (WR)	2-10
2003	Navy (WR)	8-5
2004	Navy (WR)	10-2
2005	Navy (WR)	8-4
2006	Navy (WR)	9-4
2007	Navy (WR)	8-4
2008	Georgia Tech (QB/B-backs)	9-4
2009	Georgia Tech (QB/B-backs)	10-3
2010	Georgia Tech (QB/B-backs)	6-7
2011	Georgia Tech (QB/B-backs)	8-5
2012	Georgia Tech (QB/B-backs)	7-7
2013	Kennesaw State (Head Coach)	--
2014	Kennesaw State (Head Coach)	--
2015	Kennesaw State (Head Coach)	6-5
2016	Kennesaw State (Head Coach)	8-3
2017	Kennesaw State (Head Coach)	12-2
2018	Kennesaw State (Head Coach)	11-2
2019	Kennesaw State (Head Coach)	11-3
2020	Kennesaw State (Head Coach)	--

Totals (HC & Assistant) 197-89 (.688)
Totals (Head Coach) 48-15 (.761)

POSTSEASON HISTORY

Year	School	Finish
1997	Georgia Southern	I-AA Playoffs
1998	Georgia Southern	I-AA National Finalist
1999	Georgia Southern	National Champion
2000	Georgia Southern	National Champion
2001	Georgia Southern	I-AA Playoffs
2003	Navy	EV1.net Houston Bowl
2004	Navy	Emerald Bowl
2005	Navy	Poinsettia Bowl
2006	Navy	Meineke Car Care Bowl
2007	Navy	Poinsettia Bowl
2008	Georgia Tech	Chick-fil-A Bowl
2009	Georgia Tech	FedEx Orange Bowl
2010	Georgia Tech	Independence Bowl
2011	Georgia Tech	Hyundai Sun Bowl
2012	Georgia Tech	Hyundai Sun Bowl
2017	Kennesaw State	FCS Quarterfinals
2018	Kennesaw State	FCS Quarterfinals
2019	Kennesaw State	FCS Second Round

THE ACCOLADES

Honors & Awards	Year
Eddie Robinson Award - Runner-Up	2018
AFCA District Coach of the Year	2018
Big South Coach of the Year	2018
Eddie Robinson Award - Finalist (3rd place)	2017
AFCA FCS National Coach of the Year	2017
Big South Coach of the Year	2017
Eddie Robinson Award - Finalist (8th place)	2016



1989-93 - Student-Athlete
(Wide Receiver)



1994-95 - Graduate Assistant



1996 - Assistant Coach (WR)



1997-99 - Asst. Coach (WR)
2000-01 - Asst. Coach (DB)



2002-07 - Asst. Coach (WR)



2008-12 - Asst. Coach (QB)



2013-Present - Head Coach
48-15 (.761)

NUMERICAL ROSTER

No.	Name	Pos.	Ht.	Wt.	Cl.	Hometown /Previous School
1	Kyle Glover	RB	5-11	215	Sr.	Eastman, Ga. / Dodge County HS
2	Adeolu Adeleke	RB	5-10	185	Jr.	Conyers, Ga. / Heritage HS
3	Iaan Cousin	RB	6-0	165	Fr.	Carrollton, Ga. / Mount Zion HS
4	Antavius Grier	RB	5-9	160	Jr.	Jackson, Ga. / Jackson HS
5	Tommy Bryant	QB	6-1	195	Sr.	Tuscaloosa, Ala. / Northridge HS
6	Sharmari Reed	DB	6-0	190	Fr.	Fayetteville, Ga. / Trinity Christian
7	Brandon Simmons	RB	6-0	235	Sr.	Pleasant Grove, Ala. / Pleasant Grove HS
8	Xavier Shepherd	QB	6-0	205	Fr.	Nashville, Tenn. / Pearl-Cohn HS
9	Shaquil Terry	RB	5-9	170	Sr.	Bessemer, Ala. / McAdory HS
10	Arendez Fedd	QB	6-1	215	Fr.	Locust Grove, Ga. / Dutchtown HS
11	Je'Cory Burks	DB	6-0	195	So.	Perry, Ga. / Perry HS
12	Isaac Foster	RB	5-10	170	Jr.	Summerville, Ga. / Chattahoochee HS
13	Ladarius Clardy	QB	6-0	170	Fr.	Pensacola, Fla. / Pine Forest HS
14	Xavier Hill	WR	6-2	200	Fr.	Pleasant Grove, Ala. / Pleasant Grove HS
15	Nykeem Farrow	RB	5-9	170	Fr.	Cochran, Ga. / Bleckley County HS
16	Jonathan Murphy	QB	6-0	195	So.	Los Angeles, Calif. / Long Beach CC
17	Chavis Marshall	WR	6-3	190	So.	Sylvester, Ga. / Worth County HS
18	DeAngelo Hardy	QB	5-10	175	Fr.	Chattanooga, Tenn. / McCallie School
19	KJ Hancock	WR	6-1	225	Sr.	Suwanee, Ga. / Mimami (Ohio)
20	Cincere Mason	DB	6-0	215	Jr.	Atlanta, Ga. / Grady HS
21	Markeith Montgomery	DB	5-10	195	So.	Flintstone, Ga. / Ridgeland HS
22	Elijah Kirby	DB	6-1	205	Fr.	Sandy Springs, Ga. / Riverwood HS
23	Kemari McGowan	RB	5-10	175	Fr.	Murfreesboro, Tenn. / Middle Tenn Christian
24	Jeremiah Compton	DB	6-1	190	So.	Waverly, Ga. / Camden County HS
25	Kadarius Satterwhite	DB	5-11	195	Sr.	Newnan, Ga. / Dodge City CC
26	Demetrius Pettway	LB	6-1	210	Jr.	Phenix City, Ala. / Central HS
27	Cade Loden	DB	6-0	175	Fr.	St. Mary's, Ga. / Camden County HS
27	Jack Plummer	RB	5-7	185	Jr.	Buford, Ga. / Mill Creek HS
28	Austin Harvey	DB	5-9	165	Fr.	Hiram, Ga. / East Paulding HS
29	Preston Daniels	RB	5-11	250	Fr.	Sandersville, Ga. / Washington County HS
30	Cole Loden	DB	5-11	185	Jr.	St. Mary's, Ga. / Camden County HS
31	Adesola Abisoye	DB	5-10	190	Sr.	Loganville, Ga. / Grayson HS
32	D'Andre Ferguson	DB	5-10	170	Fr.	Kennesaw, Ga. / North Cobb HS
32	Marquis Ledet	DB	6-0	190	Fr.	Marietta, Ga. / Osborne HS
33	Caleb Brown	DB	6-2	150	Fr.	Douglasville, Ga. / Lithia Springs HS
33	Cade Radam	RB	6-0	205	Fr.	Canton, Ga. / Creekview HS
34	Java'n Singletary	DB	6-0	195	Jr.	Bonaire, Ga. / Georgia Southern
35	Ryan Harris	DB	5-10	180	Fr.	Irmo, S.C. / Dutch Fork HS
35	Irving Smith	RB	5-8	200	Sr.	Dallas, Ga. / East Paulding HS
36	Camari Louis	DB	5-10	190	Fr.	Moultrie, Ga. / Colquitt County HS
37	Cole Gilley	RB	5-10	210	So.	Fayetteville, Ga. / Starrs Mill HS
38	Donte Justice	DB	5-11	180	Fr.	Gordon, Ga. / Baldwin HS
39	William Jenkins	LB	6-0	200	Fr.	Decatur, Ga. / Cedar Grove HS
41	Kareem Taylor	LB	6-0	210	Sr.	Rincon, Ga. / Shorter University
42	Bryson Armstrong	LB	5-11	205	Sr.	Marietta, Ga. / Kell HS
43	Jack Ness	LB	6-0	210	Jr.	Buford, Ga. / Buford HS
44	Jalen Barnum	LB	6-1	210	Fr.	Jesup, Ga. / Wayne County HS
45	Xavier Reddick	LB	6-1	230	Sr.	Powder Springs, Ga. / Georgetown
47	Zane McCracken	LS	6-2	200	Fr.	Calhoun, Ga. / Calhoun HS
49	Chance Bates	LB	6-0	240	Jr.	Muscle Shoals, Ala. / Colbert County HS
50	Terrell Paxton	OL	6-0	310	So.	Stone Mountain, Ga. / Tucker HS
51	Kelcy Allen	DL	6-1	240	So.	Smith Station, Ala. / Glenwood School
52	Antwann Fann	OL	6-3	310	Fr.	Perry, Ga. / Perry HS
52	Shane McCormick	LB	5-11	215	Fr.	Athens, Ga. / Prince Avenue Christian HS
53	Jomier Augustine	LB	5-10	220	So.	Lawrenceville, Ga. / Howard University
54	Tyler Moore	DL	6-1	250	Jr.	Phenix City, Ala. / Central HS
55	Jake Lassiter	OL	6-1	240	Sr.	Coral Springs, Fla. / Coffeyville CC
56	Demetric Barnes	DL	6-4	295	Fr.	Stone Mountain, Ga. / Arabia Mountain HS
57	Tyler Scott	DL	6-1	300	Fr.	Jackson, Ga. / Jackson HS
58	Jahon Myers	DL	6-3	250	Fr.	Luella, Ga. / Luella HS
59	Cameron Donald	DL	6-1	250	Fr.	Pelzer, S.C. / Woodmont HS
60	Devin Floyd	OL	6-1	270	Fr.	Rome, Ga. / Rome HS
61	Darron Willis	OL	6-2	240	Fr.	Alpharetta, Ga. / St. Francis HS
62	Chris Dye	OL	6-3	265	Sr.	Greenville, Miss. / Holmes CC
63	Savon Simmons	OL	6-2	270	Jr.	Fayetteville, Ga. / Sandy Creek HS
64	Jacob Potter	LS	6-0	235	Jr.	Adairsville, Ga. / Adairsville HS
65	Zion Katina	OL	6-2	285	So.	Franklin, Tenn. / Independence HS

A-Z ROSTER

No.	Name	Pos.
31	Adesola Abisoye	DB
2	Adeolu Adeleke	RB
92	Carlos Allen	DL
51	Kelcy Allen	DL
42	Bryson Armstrong	LB
53	Jomier Augustine	LB
56	Demetric Barnes	DL
44	Jalen Barnum	LB
93	Jayden Barron	DL
49	Chance Bates	LB
90	Marquez Baxter	DL
96	Travis Bell	DL
33	Caleb Brown	DB
72	Sean Brown	OL
5	Tommy Bryant	QB
11	Je'Cory Burks	DB
13	Ladarius Clardy	QB
24	Jeremiah Compton	DB
3	Iaan Cousin	RB
29	Preston Daniels	RB
70	James Dawson	OL
59	Cameron Donald	DL
62	Chris Dye	OL
52	Antwann Fann	OL
15	Nykeem Farrow	RB
10	Arendez Fedd	QB
32	D'Andre Ferguson	DB
60	Devin Floyd	OL
12	Isaac Foster	RB
85	Evan Fuller	K
79	Talon Gamble	OL
37	Cole Gilley	RB
1	Kyle Glover	RB
84	Oscar Gonzalez	WR
4	Antavius Grier	RB
83	Will Haigler	WR
19	KJ Hancock	WR
18	DeAngelo Hardy	QB
35	Ryan Harris	DB
28	Austin Harvey	DB
71	Ross Helton	OL
14	Xavier Hill	WR
68	Trenton Jackson	OL
39	William Jenkins	LB
89	Nicholas Jones	P
38	Donte Justice	DB
65	Zion Katina	OL
22	Elijah Kirby	DB
77	Dominick Knowles	OL
82	Carson Koporc	TE
55	Jake Lassiter	OL
81	Traveon Latimore	WR
32	Marquis Ledet	DB
27	Cade Loden	DB
30	Cole Loden	DB
36	Camari Louis	DB
17	Chavis Marshall	WR
20	Cincere Mason	DB
52	Shane McCormick	LB
47	Zane McCracken	LS
23	Kemari McGowan	RB
21	Markeith Montgomery	DB
99	Peyton Moore	DL
54	Tyler Moore	DL
16	Jonathan Murphy	QB
58	Jahon Myers	DL
73	William Nana Fabu	OL

SPRING 2021 NUMERICAL ROSTER

No.	Name	Pos.	Ht.	Wt.	Cl.	Hometown /Previous School
66	Matt Olson	OL	6-3	295	Jr.	Cumming, Ga. / Forsyth Central HS
68	Trenton Jackson	OL	6-0	310	Fr.	Hattiesburg, Miss. / Oak Grove HS
70	James Dawson	OL	6-1	295	Fr.	Opelika, Ala. / Opelika HS
71	Ross Helton	OL	6-1	305	Fr.	Carrollton, Ga. / Central HS
72	Sean Brown	OL	6-2	265	Jr.	Macon, Ga. / Tattnall Square Academy
73	William Nana Fabu	OL	6-1	275	Jr.	Columbus, Ga. / Columbus HS
74	Desmond Scott	DL	6-0	285	Jr.	Pinson, Ala. / Pinson Valley HS
75	Hall O'Neal	OL	6-2	255	Fr.	Atlanta, Ga. / Holy Innocents' Episcopal HS
75	Lamech Wilder	DB	6-2	225	So.	Peachtree Corners, Ga. / LaGrange College
76	William Pieroni	OL	6-1	315	Fr.	Mableton, Ga. / Marietta HS
77	Dominick Knowles	OL	6-4	295	Jr.	John's Creek, Ga. / Georgia Military College
78	Zach Thompson	OL	6-4	315	Sr.	Swainsboro, Ga. / Emanuel County Institute
79	Talon Gamble	OL	6-2	280	So.	Columbus, Ga. / Northside HS
79	Miles Younger	DE	6-2	200	Fr.	Duluth, Ga. / John's Creek HS
80	Clayton Nelson	WR	6-0	185	Fr.	Buford, Ga. / Buford HS
81	Traveon Latimore	WR	6-1	200	Fr.	Colbert, Ga. / Madison County HS
82	Carson Koporc	TE	6-3	240	Fr.	Roswell, Ga. / Roswell HS
83	Will Haigler	WR	6-1	210	So.	Tallahassee, Fla. / Florida State University HS
84	Oscar Gonzalez	WR	6-4	235	So.	Dalton, Ga. / Southeast Whitfield County HS
85	Evan Fuller	K	6-0	215	Fr.	Bremen, Ga. / Bremen HS
86	Caleb O'Neal	WR	6-2	200	Sr.	Chickamauga, Ga. / Gordon Lee HS
87	Carter Pinholster	WR	6-1	190	Fr.	Fort Payne, Ala. / Fort Payne HS
88	Nathan Robertson	K	5-10	160	Jr.	Columbus, Ga. / Northside HS
89	Nicholas Jones	P	6-1	210	Sr.	Grayson, Ga. / St. Pius X
90	Marquez Baxter	DL	6-3	190	Fr.	Macon, Ga. / Southwest Macon HS
92	Carlos Allen	DL	6-0	285	Fr.	Atlanta, Ga. / Frederick Douglass HS
93	Jayden Barron	DL	6-2	285	So.	Thomaston, Ga. / Upson-Lee HS
94	Kerick Reese	DL	6-2	220	Fr.	Stockbridge, Ga. / Stockbridge HS
95	Joel Parker	DL	6-0	250	So.	Birmingham, Ala. / Pinson Valley HS
96	Travis Bell	DL	6-1	280	Jr.	Montgomery, Ala. / Jefferson Davis HS
99	Peyton Moore	DL	6-2	250	Sr.	Hoschton, Ga. / Georgia State

A-Z ROSTER

No.	Name	Pos.
80	Clayton Nelson	WR
43	Jack Ness	LB
86	Caleb O'Neal	WR
75	Hall O'Neal	OL
66	Matt Olson	OL
95	Joel Parker	DL
50	Terrell Paxton	OL
26	Demetrius Pettway	LB
76	William Pieroni	OL
87	Carter Pinholster	WR
27	Jack Plummer	RB
64	Jacob Potter	LS
33	Cade Radam	RB
45	Xavier Reddick	LB
6	Sharmari Reed	DB
94	Kerick Reese	DL
88	Nathan Robertson	K
25	Kadarius Satterwhite	DB
74	Desmond Scott	DL
57	Tyler Scott	DL
8	Xavier Shepherd	QB
7	Brandon Simmons	RB
63	Savon Simmons	OL
34	Java'n Singletary	DB
35	Irving Smith	RB
41	Kareem Taylor	LB
9	Shaquil Terry	RB
78	Zach Thompson	OL
75	Lamech Wilder	DB
61	Darron Willis	OL
79	Miles Younger	DE

COACHING STAFF

THE COACHES

Brian Bohannon, Head Coach
 Grant Chesnut, Offensive Coordinator/Offensive Line Coach
 Danny Verpaele, Defensive Coordinator/Safeties Coach
 Tim Glanton, Special Teams Coordinator/Running Backs Coach
 Liam Klein, Recruiting Coordinator/Defensive Line Coach
 Stewart Cook, Tight Ends and Tackles Coach
 Ossie Buchannon, Wide Receivers Coach
 Chandler Burks, Quarterbacks/B-backs Coach
 Darius Safford, Cornerbacks Coach
 Rico Zackery, Defensive Ends Coach
 Greg Harris, Linebackers Coach
 Jake McKenzie, Graduate Assistant
 Nic Snowden, Graduate Assistant

THE SUPPORT STAFF

Jim Kiritsy, Director of Strength and Conditioning
 Jay Bailey, Assistant AD/Football & Equipment Operations
 Philip Young, Head Football Athletic Trainer
 Joe Tolbert, Football Equipment Manager
 Lydia West, Administrative Associate
 John Bickel, Video Coordinator
 Brandon North, Academic Advisor

PRONUNCIATION GUIDE

Adesola Abisoye	Add-eh-so-la Ab-eh-soy-A
Adeolu Adeleke	Ah-dou-lou Adel-eh-kay
Jomier Augustine	Jo-Meer
Ladarius Clardy	Clair-dee
Iaan Cousin	EE-an
Antavious Grier	Ant-A-vee-Us Greer
Zion Katina	Zigh-on Ka-teen-a
Traveon Latimore	Tray-vee-on
Marquis Ledet	Lugh-day
Cole Loden	Cole Low-den
Cade Loden	Cade Low-den
Jahon Myers	Jay-hon
(William) Nana Fabu	Nahn-ah Fah-boo
Cade Radam	Rad-umm
Kadarius Satterwhite	Kugh-darius
Savon Simmons	Sugh-von
Shaquil Terry	Shugh-keel
Lamech Wilder	Lugh-mek

INDIVIDUAL ALL-TIME RUSHING NUMBERS

100-YARD RUSHING GAMES

<i>Player</i>	<i>Opponent</i>	<i>Date</i>	<i>Yards</i>
1. Micah Reed	Shorter	Sept. 19, 2015	100
2. Chaston Bennett	at Dayton	Sept. 26, 2015	155
3. Trey White	at Dayton	Sept. 26, 2015	128
4. Trey White	Gardner-Webb	Oct. 17, 2015	170
5. Chaston Bennett	Monmouth	Oct. 31, 2015	129
6. Trey White	Monmouth	Oct. 31, 2015	102
7. Trey White	at Presbyterian	Nov. 21, 2015	155
8. Chandler Burks	Point	Sept. 10, 2016	138
9. Darnell Holland	at Furman	Oct. 1, 2016	123
10. Chandler Burks	at Furman	Oct. 1, 2016	103
11. Chandler Burks	Missouri S&T	Oct. 8, 2016	118
12. Chaston Bennett	at Monmouth	Oct. 29, 2016	129
13. Chaston Bennett	Clark Atlanta	Nov. 5, 2016	179
14. Chandler Burks	Presbyterian	Nov. 12, 2016	119
15. Darnell Holland	Tennessee Tech	Sept. 9, 2017	129
16. Chandler Burks	North Greenville	Sept. 30, 2017	100
17. Shaquil Terry	at Liberty	Oct. 14, 2017	126
18. Jake McKenzie	at Liberty	Oct. 14, 2017	111
19. Jake McKenzie	Gardner-Webb	Oct. 21, 2017	119
20. Chandler Burks	at Montana State	Nov. 4, 2017	149
21. Jake McKenzie	at Montana State	Nov. 4, 2017	116
22. Darnell Holland	Charleston Southern	Nov. 11, 2017	109
23. Chandler Burks	Monmouth	Nov. 18, 2017	131
24. Shaquil Terry	Samford	Nov. 25, 2017	120
25. Shaquil Terry	at Sam Houston State	Dec. 9, 2017	120
26. Darnell Holland	vs. Alabama State	Sept. 15, 2018	136
27. Chandler Burks	vs. Presbyterian	Oct. 6, 2018	135
28. Chandler Burks	at Charleston Southern	Oct. 27, 2018	102
29. Shaq Terry	vs. Campbell	Nov. 3, 2018	112
30. Darnell Holland	at Monmouth	Nov. 10, 2018	195
31. Darnell Holland	vs. Jacksonville State	Nov. 17, 2018	101
32. Bronson Rechsteiner	at Missouri State	Sept. 21, 2019	221*
33. Isaac Foster	at Missouri State	Sept. 21, 2019	183
34. Isaac Foster	vs. Reinhardt	Sept. 28, 2019	127
35. Bronson Rechsteiner	vs. Charleston Southern	Oct. 12, 2019	138
36. Daniel David	vs. North Alabama	Oct. 26, 2019	111
37. Tommy Bryant	at Campbell	Nov. 9, 2019	105
38. Tommy Bryant	at Hampton	Nov. 16, 2019	100
39. Tommy Bryant	vs. Gardner-Webb	Nov. 23, 2019	154
40. Bronson Rechsteiner	vs. Gardner-Webb	Nov. 23, 2019	128
41. Jonathan Murphy	at Wofford	Nov. 30, 2019	206
42. Jonathan Murphy	at Weber State	Dec. 7, 2019	116

TWO 100-YARD RUSHERS, SAME GAME

<i>Player (Yards)</i>	<i>Opponent</i>	<i>Date</i>
1. Chaston Bennett (155)	Trey White (128)	Sept. 26, 2015
2. Chaston Bennett (124)	Trey White (102)	vs. Monmouth Oct. 31, 2015
3. Darnell Holland (123)	Chandler Burks (103)	at Furman Oct. 1, 2016
4. Jake McKenzie (111)	Shaquil Terry (126)	Liberty Oct. 14, 2017
5. Chandler Burks (149)	Jake McKenzie (116)	Montana State Nov. 4, 2017
6. Bronson Rechsteiner (221)	Isaac Foster (183)	at Missouri State Sept. 21, 2019
7. Tommy Bryant (154)	Bronson Rechsteiner (128)	vs. Gardner-Webb Nov. 23, 2019

200-YARD RUSHING GAMES

<i>Player</i>	<i>Opponent</i>	<i>Date</i>	<i>Yards</i>
1. Bronson Rechsteiner	at Missouri State	Sept. 21, 2019	221*
2. Jonathan Murphy	at Wofford	Nov. 30, 2019	206

*school record

MOST 100-YARD RUSH GAMES

<i>Player</i>	<i>Games</i>
Chandler Burks	9
Darnell Holland	6
Trey White	4
Chaston Bennett	4
Bronson Rechsteiner	3
Tommy Bryant	3
Shaquil Terry	3
Jake McKenzie	3
Isaac Foster	2
Jonathan Murphy	2

MOST 200-YARD RUSH GAMES

<i>Player</i>	<i>Games</i>
Bronson Rechsteiner	1
Jonathan Murphy	1

LONGEST RUSHING ATTEMPTS

<i>Yds</i>	<i>Result</i>	<i>Player</i>	<i>Date</i>
85	TD	Bronson Rechsteiner	Sept. 21, 2019
84	TD	Darnell Holland	Sept. 9, 2017
84	--	Shaquil Terry	Nov. 25, 2017
80	TD	Chaston Bennett	Sept. 26, 2015
79	TD	T.J. Reed	Oct. 7, 2017
75	TD	Isaac Foster	Sept. 21, 2019
75	TD	Darnell Holland	Sept. 6, 2018
70	TD	Darnell Holland	Sept. 15, 2018
69	--	Chaston Bennett	Nov. 5, 2016
65	--	Daniel David	Sept. 15, 2018
65	TD	Bronson Rechsteiner	Nov. 23, 2019

THE LAST TIME KENNESAW STATE...

RUSHING

Had 500+ yards rushing	at Tennessee Tech, 2018 (507)
Had 400+ yards rushing	at Missouri State, 2019 (479)
Had 300+ yards rushing	at Wofford, 2019 (309)
Had 70+ rushing attempts	vs. Jacksonville State, 2018 (71)
Had 60+ rushing attempts	at Weber State, 2019 (67)
Had 50+ rushing attempts	at Weber State, 2019 (67)
Had 7+ rushing TDs	at Monmouth, 2018 (7)
Had 6+ rushing TDs	at Hampton, 2019 (6)
Had 5+ rushing TDs	vs. Gardner-Webb, 2019 (5)
Had 4+ rushing TDs	at Wofford, 2019 (4)
Had 2+ players with 100 yards rushing	vs. Gardner-Webb, 2019 (2)

PASSING

Had 300+ yards passing	at Duquesne, 2016 (312)
Had 200+ yards passing	at Georgia State, 2018 (201)
Had 25+ pass attempts	at Charleston Southern, 2016 (28)
Had 20+ Pass attempts	at Kent State, 2019 (21)
Had 10+ pass completions	at Charleston Southern, 2018 (11)
Had 4+ passing TDs	vs. Presbyterian, 2016 (4)
Had 3+ passing TDs	at Presbyterian, 2019 (3)
Had 4+ passes intercepted	at Charleston Southern, 2016 (4)
Had 3+ passes intercepted	at Charleston Southern, 2016 (4)

TOTAL OFFENSE

Had 650+ yards total offense	vs. Point University, 2015 (699)
Had 600+ yards total offense	vs. Presbyterian, 2018 (637)
Had 550+ yards total offense	vs. Poin University, 2019 (592)
Had 500+ yards total offense	at Missouri State, 2019 (526)
Had 85+ plays total offense	at Kent State, 2019 (87)
Had 80+ plays total offense	at Kent State, 2019 (87)
Had 75+ plays total offense	at Weber State, 2019 (75)

SCORING

Scored 70+ points	vs. Clark Atlanta, 2018 (70)
Scored 60+ points	vs. Jacksonville State, 2018 (60)
Scored 50+ points	at Hampton, 2019 (50)
Scored 40+ points in a half	vs. Point University, 2019 (42)
Scored 30+ points in a half	at Hampton, 2019 (31)
Scored 35+ points in a quarter	vs. Edward Waters, 2015 (35)
Scored 28+ points in a quarter	vs. Alabama State, 2018 (28)
Both teams combined for 100+ points	vs. Jacksonville State, 2018 (112)
Allowed 50+ points	vs. Jacksonville State, 2018 (52)
Allowed 40+ points	vs. Monmouth, 2019 (45)
Allowed 30+ points	at Campbell, 2019 (35)
Was held scoreless	--
Was held scoreless at Fifth Third Bank Stadium	--
Was held scoreless on the road	--
Was held scoreless at a neutral site	--
Won a game without a rushing TD	vs. Gardner-Webb, 2015
Won a game without a passing TD	at Wofford, 2019
Held opponent scoreless	vs. Point, 2019 (59-0)
Held opponent scoreless at Fifth Third Bank Stadium	vs. Point, 2019, (59-0)
Held opponent scoreless on the road	at Presbyterian, 2017 (28-0)
Held opponent without a touchdown	vs. Point University, 2019 (59-0)
Held two opponents scoreless in one season	2018, vs. Presbyterian and Campbell
Held a Big South opponent scoreless	vs. Campbell, 2018 (49-0)
Scored on the first offensive play of the game	vs. Charleston Southern, 2015
Scored on the first offensive series of the game	vs. Gardner-Webb, 2019

RECEIVING

Had a player with 100 yards receiving	at Duquesne, 2016 (Sumpter - 187)
Had a player with 5+ catches in a game	at Campbell, 2019 (Shaquill Terry - 5)
Had a player with 2+ TD receptions in a game	at Campbell, 2019 (Shaquill Terry - 2)

DEFENSE

Held opponent to 10 or fewer first downs	vs. Reinhardt, 2019 (5)
Held opponent to 25 or fewer yards rushing	vs. Presbyterian, 2018 (18)
Held opponent to 50 or fewer yards rushing	at Weber State, 2019 (44)
Held opponent to 50 or fewer yards passing	vs. Campbell, 2018 (46)
Held opponent to 150 or fewer yards total offense	at Hampton, 2019 (126)
Held opponent to 200 or fewer yards total offense	at Hampton, 2019 (126)
Intercepted 4+ passes	vs. Clark Atlanta, 2018 (4)
Intercepted 3+ passes	at Hampton, 2019 (3)
Scored a safety	--
Scored a touchdown	vs. Gardner-Webb, 2019 (Blocked punt)
Recorded 5+ sacks	vs. Gardner-Webb, 2019 (5.0)
Recorded 4+ sacks	vs. Gardner-Webb, 2019 (5.0)

SPECIAL TEAMS

Returned a punt for a TD	--
Returned a blocked punt for a TD	vs. Gardner-Webb, 2019 (Jalen Jackson)
Returned a kickoff for a TD	vs. Campbell, 2018 (Holland - 84 yds)
Punted 10+ times	--
Did not punt	vs. Shorter, 2015
Blocked a field goal	at Missouri State, 2019
Had a punt blocked	at Samford, 2017
Had a field goal blocked	--
Blocked a PAT kick	at Missouri State, 2019
Missed a kicking PAT	at Hampton, 2019
Had a kicking PAT blocked	vs. North Alabama, 2019
Recovered an onside kick	at Duquesne, 2016

MISCELLANEOUS

Had 30+ first downs	vs. Presbyterian, 2018 (34)
Had 25+ first downs	vs. North Alabama, 2019 (26)
Had 10+ passing first downs	at Samford, 2017 (10)
Had 20+ rushing first downs	vs. North Alabama, 2019 (26)
Had 10+ penalties	vs. Charleston Southern, 2019 (11)
Had 100+ yards in penalties	vs. Charleston Souther, 2019 (122)
Had 35 minutes+ of possession time	at Weber State, 2019 (37:48)
Was involved in an overtime game	vs. Jacksonville State, 2018 (50T)
Defeated a ranked opponent	at No. 11 Wofford, 2019 (28-21)
Defeated a ranked opponent on the road	at No. 11 Wofford, 2019 (28-21)
Came back from 10+ points down to win	at Missouri State, 2019 (13)

THE LAST TIME A KENNESAW STATE PLAYER...

RUSHING

Rushed 30+ times	Jonathan Murphy at Weber State, 2019 (30)
Rushed 25+ times	Jonathan Murphy at Weber State, 2019 (30)
Rushed for 250+ yards	--
Rushed for 200+ yards	Jonathan Murphy at Wofford, 2019 (206)
Rushed for 175+ yards	Jonathan Murphy at Wofford, 2019 (206)
Rushed for 150+ yards	Jonathan Murphy at Wofford, 2019 (206)
Rushed for 125+ yards	Jonathan Murphy at Wofford, 2019 (206)
Rushed for 100+ yards	Jonathan Murphy at Weber State, 2019 (116)
Rushed for 100+ yards (QB)	Jonathan Murphy at Weber State, 2019 (116)
Rushed for 100+ yds in consecutive games	Jonathan Murphy at Weber State, 2019 (116)
Rushed for 100+ yards in 3 straight games	Tommy Bryant vs. Gardner-Webb, 2019 (154)
	Tommy Bryant at Hampton, 2019 (100)
	Tommy Bryant at Campbell, 2019 (105)
Rushed for 5+ touchdowns	--
Rushed for 4+ touchdowns	Tommy Bryant vs. Gardner-Webb, 2019 (4)
Rushed for 3+ touchdowns	Jonathan Murphy at Wofford, 2019 (3)
Rushed for 3+ touchdowns (QB)	Jonathan Murphy at Wofford, 2019 (3)
Rushed for 2+ touchdowns	Jonathan Murphy at Wofford, 2019 (3)
Had 3 players rush for a touchdown	at Hampton, 2019 (5)
Had 4 players rush for a touchdown	at Hampton, 2019 (5)
Had 5 players rush for a touchdown	at Hampton, 2019 (5)
Had a run of 80+ yards	Bronson Rechsteiner at Missouri St., 2019 (87)
Had a run of 70+ yards	Bronson Rechsteiner at Missouri St., 2019 (87)
Had a run of 60+ yards	Jonathan Murphy at Wofford, 2019 (61)
Had a run of 50+ yards	Jonathan Murphy at Wofford, 2019 (61)
Had 2 TD runs of 50+ yards	Isaac Foster at Missouri State, 2019 (75, 67)

PASSING

Passed for 250+ yards	--
Passed for 200+ yards	Chandler Burks at Georgia State, 2018 (201)
Passed for 100+ yards	Tommy Bryant at Hampton, 2019 (133)
Attempted 20+ passes	Daniel David at Kent State, 2019 (21)
Completed 15+ passes	Daniel David at Kent State, 2019 (21)
Threw 4+ touchdown passes	--
Threw 3+ touchdown passes	Tommy Bryant at Presbyterian, 2019 (3)
Threw 2+ touchdown passes	Tommy Bryant at Campbell, 2019 (2)
Threw 2+ TD passes in consecutive games	Chandler Burks vs. Presbyterian, 2016 (3)
	Chandler Burks vs. Clark Atlanta, 2016 (2)
Threw 3+ interceptions	--
Threw 2+ interceptions	Chandler Burks vs. Jacksonville State, 2018 (2)
Completed pass for 80+ yards	--
Completed pass for 70+ yards	White to Bennett vs. Charleston So., 2015 (79)
Completed pass for 60+ yards	Bryant to Terry at Hampton, 2019 (66)
Completed pass for 50+ yards	Bryant to Terry at Hampton, 2019 (66)

RECEIVING

Caught 9+ passes	--
Caught 8+ passes	Justin Sumpter at Duquesne, 2016 (8)
Caught 7+ passes	Justin Sumpter at Georgia State, 2018 (7)
Caught 6+ passes	Justin Sumpter at Georgia State, 2018 (7)
Had 200+ yards receiving	--
Had 175+ yards receiving	Justin Sumpter at Duquesne, 2016 (187)
Had 150+ yards receiving	Justin Sumpter at Duquesne, 2016 (187)
Had 100+ yards receiving	Xavier Harper at Presbyterian, 2016 (121)
Had 100+ yards receiving in consecutive games	Justin Sumpter at Furman, 2016 (147)
	Justin Sumpter at Duquesne, 2016 (187)
Caught 3+ TD passes	--
Caught 2+ TD passes	Shaquil Terry at Campbell, 2019 (2)

TOTAL OFFENSE

Had 300+ yards total offense	--
Had 275+ yards total offense	Chandler Burks at Charleston So., 2018 (294)
Had 250 yards+ total offense	Daniel David at Kent State, 2019 (259)
Had 100 yards both passing and rushing	Tommy Bryant at Hampton, 2019 (133, 100)

TOTAL OFFENSE

Accounted for 5+ touchdowns	Tommy Bryant at Campbell, 2019 (5)
Accounted for 4+ touchdowns	Tommy Bryant vs. Gardner-Webb, 2019 (4)
Accounted for 3+ touchdowns	Jonathan Murphy vs. Wofford, 2019 (3)
Scored 4+ touchdowns	Tommy Bryant vs. Gardner-Webb, 2019 (4)
Scored 3+ touchdowns	Jonathan Murphy vs. Wofford, 2019 (3)
Multiple players score 2+ touchdowns	Tommy Bryant at Campbell, 2019 (3)
	Shaquil Terry at Campbell, 2019 (2)

DEFENSE

Intercepted 3+ passes	Donte Blackmon at Duquesne, 2016 (3)
Intercepted 2+ passes	Akebren Ralls vs. Gardner-Webb, 2017 (2)
Recovered 2+ fumbles	Dorian Walker at Kent State, 2019 (2)
Forced 3+ fumbles	Derrick Farrow vs. Edward Waters, 2015 (3)
Recorded 3+ sacks	Joel Parker at Alabama State, 2019 (3.0)
Recorded 2+ sacks	Joel Parker at Alabama State, 2019 (3.0)
Recorded 5+ tackles for loss	Joel Parker at Alabama State, 2019 (6.0)
Recorded 3+ tackles for loss	Desmond Johnson, Jr. at Campbell, 2019 (3.5)
Recorded 15+ tackles	Bryson Armstrong vs. Samford, 2017 (16)
Recorded 10+ tackles	Bryson Armstrong vs. Charleston So., 2019 (12)
Recorded 10+ tackles in back-to-back games	Bryson Armstrong vs. Samford, 2017 (16)
	Bryson Armstrong at Jacksonville State, 2017 (11)
Recorded 10+ tackles in three straight games	--
Recorded 15+ tackles in back-to-back games	--
Recorded 15+ tackles twice in one season	Bryson Armstrong vs. Samford, 2017 (16)
	Bryson Armstrong at Alabama State, 2017 (15)
Returned an interception for a touchdown	Demetrius Pettway at Alabama State, 2019
Returned a fumble for a touchdown	Tyler Moore at Presbyterian, 2019

SPECIAL TEAMS

Scored 10+ points kicking	Nathan Robertson vs. Point, 2019 (11)
Made 5+ field goals	--
Made 4+ field goals	Justin Thompson vs. Shorter, 2015 (4)
Made a field goal of 50+ yards	--
Made a field goal of 40+ yards	Nathan Robertson vs. Charleston So., 2019 (46)
Kicked a punt of 70+ yards	--
Kicked a punt of 60+ yards	Christian Kinsley vs. Presbyterian, 2016
Punted 7+ times	Nicholas Jones vs. Wofford, 2018 (7)
Totalled 125+ kick return yards	Antavius Grier at Campbell, 2019 (137)
Totalled 100+ kick return yards	Antavius Grier at Campbell, 2019 (137)
Totalled 50+ punt return yards	Isaac Foster at Presbyterian, 2019 (57)

GAME-BY-GAME NOTABLES

Opponent	Captains	Coin Toss	Kickoff/ Recieve	KSU 1st Poss.	Game Length	Helmet	Jersey	Pants
Shorter University								
Charleston Southern								
Dixie State								
at Gardner-Webb								
Robert Morris								
at Monmouth								

GAME-BY-GAME OFFENSIVE STARTERS

Opponent	LT	LG	C	RG	RT	WR	WR	RB	RB	SB	QB
Shorter University											
Charleston Southern											
Dixie State											
at Gardner-Webb											
Robert Morris											
at Monmouth											

GAME-BY-GAME DEFENSIVE STARTERS

Opponent	DE	NT	DT	DE	MIKE	WILL	SAM	CB	SS	FS	CB
Shorter University											
Charleston Southern											
Dixie State											
at Gardner-Webb											
Robert Morris											
at Monmouth											

PLAY BREAKDOWN

Kennesaw State				Opponents			
Opponent	Rush	Pass	Total	Opponent	Rush	Pass	Total
Shorter University				Shorter University			
Charleston Southern				Charleston Southern			
Dixie State				Dixie State			
at Gardner-Webb				at Gardner-Webb			
Robert Morris				Robert Morris			
at Monmouth				at Monmouth			
Totals	--	--	--	Totals	--	--	--

GAME-OPENING DRIVES

Opponent	Kennesaw St.			Opponent		
	Pts	1sts	Yds	Pts	1sts	Yds
Shorter University						
Charleston Southern						
Dixie State						
at Gardner-Webb						
Robert Morris						
at Monmouth						
Totals	--	--	--	--	--	--

2ND HALF-OPENING DRIVES

Opponent	Kennesaw St.			Opponent		
	Pts	1sts	Yds	Pts	1sts	Yds
Shorter University						
Charleston Southern						
Dixie State						
at Gardner-Webb						
Robert Morris						
at Monmouth						
Totals	--	--	--	--	--	--

FIRST DOWNS GAME LOG

Opponent	Kennesaw State			
	Rush	Pass	Penalty	Total
Shorter University				
Charleston Southern				
Dixie State				
at Gardner-Webb				
Robert Morris				
at Monmouth				
Totals	--	--	--	--

Opponent	Opponents			
	Rush	Pass	Penalty	Total
Shorter University				
Charleston Southern				
Dixie State				
at Gardner-Webb				
Robert Morris				
at Monmouth				
Totals	--	--	--	--

TURNOVER CHART

Opponent	Forced by Kennesaw State				
	Fum	Int	Total	Pts Off	Margin
Shorter University					
Charleston Southern					
Dixie State					
at Gardner-Webb					
Robert Morris					
at Monmouth					
Totals	--	--	--	--	--

Opponent	Forced by Opponents				
	Fum	Int	Total	Pts Off	Margin
Shorter University					
Charleston Southern					
Dixie State					
at Gardner-Webb					
Robert Morris					
at Monmouth					
Totals	--	--	--	--	--

SCORING DRIVES BY THE NUMBERS

Opponent	Time of Possession			
	1-60 Sec	1-4 Min	4-7 Min	7+ Min
Shorter University				
Charleston Southern				
Dixie State				
at Gardner-Webb				
Robert Morris				
at Monmouth				
Totals	--	--	--	--

Opponent	Number of Plays			
	1-3	4-7	8-10	11+
Shorter University				
Charleston Southern				
Dixie State				
at Gardner-Webb				
Robert Morris				
at Monmouth				
Totals	--	--	--	--

ALL-TIME SERIES RECORDS

Opponent	Overall	Home	Away	Neutral	Streak	Last Meeting	Date
Alabama State	3-0	1-0	2-0	0-0	W3	W, 42-7	Sept. 14, 2019
Campbell	2-0	1-0	1-0	0-0	W2	W, 38-35	Nov. 9, 2019
Clark Atlanta	2-0	2-0	0-0	0-0	W2	W, 70-13	Sept. 22, 2018
Charleston Southern	3-2	2-1	1-1	0-0	W3	W, 45-24	Oct. 12, 2019
Coastal Carolina	0-1	0-0	0-1	0-0	L1	L, 13-45	Nov. 14, 2015
Dayton	0-1	0-0	0-1	0-0	L1	L, 27-31	Sept. 26, 2015
Duquesne	1-0	0-0	1-0	0-0	W1	W, 36-28	Sept. 24, 2016
East Tennessee State	1-1	0-1	1-0	0-0	L1	L, 17-20	Sept. 3, 2016
Edward Waters	1-0	1-0	0-0	0-0	W1	W, 58-7	Sept. 12, 2015
Furman	1-0	0-0	1-0	0-0	W1	W, 52-42	Oct. 1, 2016
Gardner-Webb	4-0	2-0	3-0	0-0	W4	W, 56-17	Oct. 13, 2018
Georgia State	0-1	0-0	0-1	0-0	L1	L, 24-20	Aug. 30, 2018
Hampton	1-0	0-0	1-0	0-0	W1	W, 50-7	Nov. 16, 2019
Jacksonville State	2-0	0-0	1-0	1-0	W2	W, 60-52 (SOT)	Nov. 17, 2018
Kent State	0-1	0-0	0-1	0-0	L1	L, 26-23 (OT)	Sept. 7, 2019
Liberty	1-2	0-1	1-1	0-0	W1	W, 42-28	Oct. 14, 2017
Missouri S&T	1-0	1-0	0-0	0-0	W1	W, 49-16	Oct. 8, 2016
Missouri State	1-0	0-0	1-0	0-0	W1	W, 35-24	Sept. 21, 2019
Monmouth	4-1	2-1	2-0	0-0	L1	L, 45-21	Nov. 2, 2019
Montana State	1-0	0-0	1-0	0-0	W1	W, 16-14	Nov. 4, 2017
North Alabama	1-0	1-0	0-0	0-0	W1	W, 41-17	Oct. 26, 2019
North Greenville	1-0	1-0	0-0	0-0	W1	W, 38-34	Sept. 20, 2017
Point	3-0	3-0	0-0	0-0	W3	W, 59-0	Aug. 31, 2019
Presbyterian	4-1	2-0	2-1	0-0	W4	W, 55-10	Oct. 19, 2019
Reinhardt	1-0	1-0	0-0	0-0	W1	W, 31-7	Sept. 28, 2019
Sam Houston State	0-1	0-0	0-1	0-0	L1	L, 27-34	Dec. 9, 2017
Samford	2-1	2-0	0-1	0-0	W2	W, 24-10	Sept. 29, 2018
Shorter	1-0	1-0	0-0	0-0	W1	W, 18-10	Sept. 19, 2015
South Dakota State	0-1	0-1	0-0	0-0	L1	L, 27-17	Dec. 8, 2018
Tennessee Tech	2-0	0-0	1-0	0-0	W2	W, 49-10	Sept. 6, 2018
Texas Southern	1-0	1-0	0-0	0-0	W1	W, 48-3	Oct. 7, 2017
Wofford	2-0	1-0	1-0	0-0	W2	W, 28-21	Nov. 30, 2019
Weber State	0-1	0-0	0-1	0-0	L1	L, 26-20	Dec. 7, 2019

RECORD VERSUS OPPONENTS

ALABAMA STATE (3-0)

Date	Result	Score	KSU Rank	Opp Rank	Attendance
Sept. 16, 2017	W (a)	20-14	--	--	11,000
Sept. 15, 2018	W (h)	62-13	7	--	8,799
Sept. 14, 2019	W (a)	42-7	7	--	15,887

CAMPBELL (2-0)

Date	Result	Score	KSU Rank	Opp Rank	Attendance
Nov. 3, 2018	W (h)	49-0	2	--	6,012
Nov. 9, 2019	W (a)	38-35	11	--	5,039

CLARK ATLANTA (2-0)

Date	Result	Score	KSU Rank	Opp Rank	Attendance
Nov. 5, 2016	W (h)	56-0	--	--	6,916
Sept. 22, 2018	W (h)	70-13	5	--	6,009

CHARLESTON SOUTHERN (3-2)

Date	Result	Score	KSU Rank	Opp Rank	Attendance
Nov. 7, 2015	L (h)	14-28	--	13	8,670
Nov. 19, 2016	L (a)	7-28	--	13	2,446
Nov. 11, 2017	W (h)	38-0	23	--	6,224
Oct. 27, 2018	W (a)	38-10	2	--	1,242
Oct. 12, 2019	W (h)	45-24	4	--	8,258

COASTAL CAROLINA (0-1)

Date	Result	Score	KSU Rank	Opp Rank	Attendance
Nov. 14, 2015	L (a)	13-45	--	4	8,802

DAYTON (0-1)

Date	Result	Score	KSU Rank	Opp Rank	Attendance
Sept. 26, 2015	L (a)	27-31	--	--	2,512

DUQUESNE (1-0)

Date	Result	Score	KSU Rank	Opp Rank	Attendance
Sept. 24, 2016	W (a)	36-28	--	--	2,658

EAST TENNESSEE STATE (1-1)

Date	Result	Score	KSU Rank	Opp Rank	Attendance
Sept. 3, 2015	W (a)	56-16	--	--	8,217
Sept. 3, 2016	L (ot) (h)	17-20	--	--	8,574

EDWARD WATERS (1-0)

Date	Result	Score	KSU Rank	Opp Rank	Attendance
Sept. 12, 2015	W (h)	58-7	--	--	9,506

FURMAN (1-0)

Date	Result	Score	KSU Rank	Opp Rank	Attendance
Oct. 1, 2016	W (a)	52-42	--	--	6,970

GARDNER-WEBB (4-0)

Date	Result	Score	KSU Rank	Opp Rank	Attendance
Oct. 17, 2015	W (h)	12-7	--	--	8,732
Oct. 22, 2016	W (a)	47-39	--	--	2,450
Oct. 21, 2017	W (h)	17-3	--	--	6,954
Oct. 13, 2018	W (a)	56-17	3	--	4,150

GEORGIA STATE (0-1)

Date	Result	Score	KSU Rank	Opp Rank	Attendance
Aug. 30, 2018	L (a)	24-20	5	--	23,088

HAMPTON (1-0)

Date	Result	Score	KSU Rank	Opp Rank	Attendance
Nov. 16, 2019	W (a)	50-7	11	--	3,612

JACKSONVILLE STATE (2-0)

Date	Result	Score	KSU Rank	Opp Rank	Attendance
Dec. 2, 2017	W (a)	17-7	16	2	17,412
Nov. 17, 2018	W (n)	60-52	2	7	16,949

KENT STATE (0-1)

Date	Result	Score	KSU Rank	Opp Rank	Attendance
Sept. 7, 2019	L (a)	26-23 (OT) 7	--	--	18,679

LIBERTY (1-2)

Date	Result	Score	KSU Rank	Opp Rank	Attendance
Oct. 24, 2015	L (a)	35-45	--	--	20,393
Oct. 15, 2016	L (h)	21-36	--	--	8,803
Oct. 14, 2017	W (a)	42-28	--	--	17,726

MISSOURI S&T (1-0)

Date	Result	Score	KSU Rank	Opp Rank	Attendance
Oct. 8, 2016	W (h)	49-16	--	--	6,775

MISSOURI STATE (1-0)

Date	Result	Score	KSU Rank	Opp Rank	Attendance
Sept. 21, 2019	W (a)	35-24	7	--	11,424

MONMOUTH (4-0)

Date	Result	Score	KSU Rank	Opp Rank	Attendance
Oct. 31, 2015	W (h)	23-13	--	--	8,668
Oct. 29, 2016	W (a)	49-17	--	--	3,869
Nov. 18, 2017	W (h)	52-21	21	22	6,808
Nov. 10, 2018	W (a)	51-14	2	--	2,332
Nov. 2, 2019	L (h)	45-21	4	--	4,464

MONTANA STATE (1-0)

Date	Result	Score	KSU Rank	Opp Rank	Attendance
Nov. 4, 2017	W (a)	16-14	25	--	16,337

NORTH ALABAMA (1-0)

Date	Result	Score	KSU Rank	Opp Rank	Attendance
Oct. 26, 2019	W (h)	41-17	4	--	4,845

NORTH GREENVILLE (1-0)

Date	Result	Score	KSU Rank	Opp Rank	Attendance
Sept. 30, 2017	W (h)	38-34	--	--	6,161

POINT (3-0)

Date	Result	Score	KSU Rank	Opp Rank	Attendance
Oct. 10, 2015	W (h)	56-17	--	--	8,680
Sept. 10, 2016	W (h)	49-3	--	--	8,354
Aug. 31, 2019	W (h)	59-0	9	--	6,621

PRESBYTERIAN (4-1)

Date	Result	Score	KSU Rank	Opp Rank	Attendance
Nov. 21, 2015	L (a)	6-14	--	--	3,577
Nov. 12, 2016	W (h)	45-10	22	--	7,186
Oct. 28, 2017	W (a)	28-0	--	--	2,804
Oct. 6, 2018	W (h)	56-0	4	--	6,414
Oct. 19, 2019	W (a)	55-10	4	--	1,635

REINHARDT (1-0)

Date	Result	Score	KSU Rank	Opp Rank	Attendance
Sept. 28, 2019	W (h)	31-7	4	--	6,978

SAM HOUSTON STATE (0-1)

Date	Result	Score	KSU Rank	Opp Rank	Attendance
Dec. 9, 2017	L (a)	27-34	16	6	5,725

SAMFORD (2-1)

Date	Result	Score	KSU Rank	Opp Rank	Attendance
Aug. 31, 2017	L (a)	23-28	--	19	4,908
Nov. 25, 2017	W (h)	28-17	16	14	5,566
Sept. 29, 2018	W (h)	24-10	4	--	6,304

SHORTER (1-0)

Date	Result	Score	KSU Rank	Opp Rank	Attendance
Sept. 19, 2015	W (h)	18-10	--	--	8,664

SOUTH DAKOTA STATE (0-1)

Date	Result	Score	KSU Rank	Opp Rank	Attendance
Dec. 8, 2018	L (h)	27-17	4	5	3,242

TENNESSEE TECH (2-0)

Date	Result	Score	KSU Rank	Opp Rank	Attendance
Sept. 9, 2017	W (h)	27-14	--	--	8,418
Sept. 6, 2018	W (a)	49-10	7	--	4,188

TEXAS SOUTHERN (1-0)

Date	Result	Score	KSU Rank	Opp Rank	Attendance
Oct. 7, 2017	W (h)	48-3	--	--	6,743

WEBER STATE (0-1)

Date	Result	Score	KSU Rank	Opp Rank	Attendance
Dec. 7, 2019	L (a)	26-20	9	3	5,422

WOFFORD (1-0)

Date	Result	Score	KSU Rank	Opp Rank	Attendance
Dec. 1, 2018	W (h)	13-10	4	12	3,515
Nov. 30, 2019	W (a)	28-21	9	11	1,992

ALL-TIME STARTING LINEUP

2015

Offense	Name
QB	Trey White
RB	Trey Chivers
RB	Chaston Bennett
RB	Darnell Holland
WR	Justin Sumpter
WR	Xavier Harper
LT	C.J. Collins
LG	Matt Frank
C	Malik Letatau
RG	Lorenzo Adger
RT	Zach Mitchler

Defense	Name
DE	Kyron Minter
NT	Nick Perrotta
DT	McKenzie Billingslea
DE	Mason Harris
LB	Izzy Sam
LB	Anthony Gore, Jr.
LB	Dez Billingslea
CB	Marcus Thurman
SS	Taylor Henkle
FS	Derrick Farrow
CB	Dante Blackmon

2016

Offense	Name
QB	Chandler Burks
RB	Jake McKenzie
RB	Chaston Bennett
RB	Darnell Holland
WR	Justin Sumpter
WR	Xavier Harper
LT	Ryan Warrior
LG	Joseph Alexander, Jr.
C	Malik Letatau
RG	Matt Frank
RT	Zach Mitchler

Defense	Name
DE	Tonarius Portress
NT	Nick Perrotta
DT	McKenzie Billingslea
DE	Desmond Johnson
LB	Izzy Sam
LB	Anthony Gore, Jr.
LB	Dez Billingslea
CB	Keon Roman
SS	Taylor Henkle
FS	Derrick Farrow
CB	Dante Blackmon

2017

Offense	Name
QB	Chandler Burks
RB	Jake McKenzie
RB	Shaquil Terry
RB	Darnell Holland
WR	Justin Sumpter
WR	Xavier Harper
LT	Ryan Warrior
LG	Joseph Alexander, Jr.
C	C.J. Collins
RG	Matt Frank
RT	Zach Mitchler

Defense	Name
DE	Tonarius Portress
NT	Alzoyah Alufohai
DT	McKenzie Billingslea
DE	Desmond Johnson
LB	Izzy Sam
LB	Anthony Gore, Jr.
LB	Bryson Armstrong
CB	Keon Roman
SS	Taylor Henkle
FS	Jace White
CB	Akebren Ralls

2018

Offense	Name
QB	Chandler Burks
RB	Shaq Terry
RB	Jake McKenzie
RB	Darnell Holland
WR	Justin Sumpter
WR	Xavier Harper
LT	Devin Pughsley
LG	Nick Eldridge
C	C.J. Collins
RG	Joseph Alexander
RT	Chiara Nwadike

Defense	Name
DE	Desmone Johnson, Jr.
NT	Travis Bell
DT	McKenzie Billingslea
DE	Andrew Butcher
MIKE	Charlie Patrick
WILL	Anthony Gore, Jr.
SAM	Bryson Armstrong
CB	Dorian Walker
SS	Cincere Mason
FS	Jace White
CB	LeVonte Larry

2019

Offense	Name
QB	Daniel David
RB	Shaq Terry
RB	Bronson Rechsteiner
RB	Isaac Foster
WR	Caleb O'Neal
WR	Jalen Jackson
LT	Jake Lassiter
LG	Chris Dye
C	William Nana Fabu
RG	Terrell Paxton
RT	Zion Katina

Defense	Name
DE	Andrew Butcher
NT	Desmond Scott
DT	Travis Bell
DE	Desmond Johnson, Jr.
MIKE	Chance Bates
WILL	Kareem Taylor
SAM	Bryson Armstrong
CB	Dorian Walker
SS	Demetrius Pettway
FS	Cincere Mason
CB	LeVonte Larry

TOP-25 POLL HISTORY

2015

STATS	Coaches
--	PS
--	W1
--	W2
--	W3
--	W4
--	W5
--	W6
RV	W7
RV	W8
RV	W9
--	W10
--	W11
--	W12
--	FINAL

2016

STATS	Coaches
RV	PS
--	W1
--	W2
--	W3
--	W4
RV	W5
RV	W6
RV	W7
--	W8
RV	W9
RV	W10
RV	W11
RV	W12
RV	FINAL

2017

STATS	Coaches
RV	PS
RV	W1
RV	W2
RV	W3
RV	W4
RV	W5
RV	W6
RV	W7
RV	W8
25	W9
23	W10
21	W11
16	W12
8	FINAL

2018

STATS	Coaches
5	PS
7	W1
7	W2
5	W3
4	W4
4	W5
3	W6
3	W7
2	W8
2	W9
2	W10
2	W11
2	W12
5	FINAL

2019

STATS	Coaches
10	PS
9	W1
9	W2
7	W3
6	W4
7	W5
7	W6
6	W7
6	W8
5	W9
15	W10
16	W11
16	W12
15	W13
13	FINAL

2021 (SPRING)

STATS	Coaches
10	PS
--	W1
--	W2
--	W3
--	W4
--	W5
--	W6
--	W7
--	W8
--	W9
--	W10
--	W11
--	W12
--	FINAL

YEAR-BY-YEAR RESULTS

2015

Head Coach Brian Bohannon
6-5; 2-4; Home: 5-1; Away: 1-4

Date	Result	Score	Opponent	KSU Rk	Opp Rk	Record	Att
Sept. 3	W	56-16	at East Tennessee State	--	--	1-0	8,217
Sept. 12	W	58-7	Edward Waters	--	--	2-0	9,506
Sept. 19	W	18-10	Shorter	--	--	3-0	8,664
Sept. 26	L	27-31	at Dayton	--	--	3-1	2,512
Oct. 10	W	56-17	Point	--	--	4-1	8,680
Oct. 17	W	12-7	Gardner-Webb*	--	--	5-1	8,732
Oct. 24	L	35-45	at Liberty*	--	--	5-2	20,393
Oct. 31	W	23-13	Monmouth*	--	--	6-2	8,668
Nov. 7	L	14-28	Charleston Southern*	--	13	6-3	8,670
Nov. 14	L	13-45	at Coastal Carolina*	--	4	6-4	8,802
Nov. 21	L	6-14	at Presbyterian*	--	--	6-5	3,577

2016

Head Coach Brian Bohannon
8-3; 3-2; Home: 4-2; Away: 4-1

Date	Result	Score	Opponent	KSU Rk	Opp Rk	Record	Att
Sept. 3	L (ot)	17-20	East Tennessee State	--	--	0-1	8,574
Sept. 10	W	49-3	Point	--	--	1-1	8,354
Sept. 24	W	36-28	at Duquesne	--	--	2-1	2,658
Oct. 1	W	52-42	at Furman	--	--	3-1	6,970
Oct. 8	W	49-16	Missouri S&T	--	--	4-1	6,775
Oct. 15	L	21-36	Liberty*	--	--	4-2	8,803
Oct. 22	W	47-39	at Gardner-Webb*	--	--	5-2	2,450
Oct. 29	W	49-17	at Monmouth*	--	--	6-2	3,869
Nov. 5	W	56-0	Clark Atlanta	--	--	7-2	6,916
Nov. 12	W	45-10	Presbyterian*	22	--	8-2	7,186
Nov. 19	L	7-28	at Charleston Southern*	--	13	8-3	2,446

2017

Head Coach Brian Bohannon
12-2; 5-0; Home: 7-0; Away: 5-2

Date	Result	Opponent	KSU Rk	Opp Rk	Record	Att
Aug. 31	L	23-28 at Samford	--	19	0-1	4,908
Sept. 9	W	27-14 Tennessee Tech	--	--	1-1	8,418
Sept. 16	W	20-14 at Alabama State	--	--	2-1	11,000
Sept. 30	W	38-34 North Greenville	--	--	3-1	6,161
Oct. 7	W	48-3 Texas Southern	--	--	4-1	6,743
Oct. 14	W	42-28 at Liberty*	--	--	5-1	17,726
Oct. 21	W	17-3 Gardner-Webb*	--	--	6-1	6,954
Oct. 28	W	28-0 at Presbyterian*	--	--	7-1	2,804
Nov. 4	W	16-14 at Montana State	25	--	8-1	16,337
Nov. 11	W	38-0 Charleston Southern*	23	--	9-1	6,224
Nov. 18	W	52-21 Monmouth*	21	22	10-1	6,808
Nov. 25	W	28-17 Samford&	16	14	11-1	5,566
Dec. 2	W	at Jacksonville State&	16	2	12-1	17,412
Dec. 9	L	27-34 at Sam Houston State%	16	6	12-2	5,625

& - FCS Playoffs - Round 1-2
% - FCS Playoffs - Quarterfinals

2018

Head Coach Brian Bohannon
11-2; 5-0; Home: 6-1; Away: 4-1; Neutral: 1-0

Date	Result	Opponent	KSU Rk	Opp Rk	Record	Att
Aug. 30	L, 24-20	at Georgia State	5	-	0-1	23,088
Sept. 6	W, 49-10	at Tennessee Tech	7	-	1-1	4,118
Sept. 15	W, 62-13	vs. Alabama State	7	-	2-1	8,799
Sept. 22	W, 70-13	vs. Clark-Atlanta	5	-	3-1	6,009
Sept. 29	W, 24-10	vs. Samford	4	-	4-1	6,304
Oct. 6	W, 56-0	vs. Presbyterian*	4	-	5-1	6,414
Oct. 13	W, 56-17	at Gardner-Webb*	3	-	6-1	4,150
Oct. 27	W, 38-10	at Charleston Southern*	2	-	7-1	1,242
Nov. 3	W, 49-0	vs. Campbell*	2	-	8-1	6,012
Nov. 10	W, 51-14	at Monmouth*	2	-	9-1	2,332
Nov. 17	W (SOT) 60-52	vs. Jacksonville State	2	7	10-1	16,949
Dec. 1	W, 13-10	vs. Wofford#	4	12	11-1	3,515
Dec. 8	L, 27-17	vs. South Dakota State%	4	5	11-2	3,242

- FCS Playoffs - Round 2
% - FCS Playoffs - Quarterfinals

2019

Head Coach Brian Bohannon
11-3; 5-1; Home: 6-1; Away: 6-1; Neutral: 0-0

Date	Result	Opponent	KSU Rk	Opp Rk	Record	Att
Aug. 31	W, 59-0	Point	9	-	1-0	6,621
Sept. 7	L, 26-23 (OT)	at Kent State	7	-	1-1	18,679
Sept. 14	W, 42-7	at Alabama State	7	-	2-1	15,887
Sept. 21	W, 35-24	at Missouri State	7	-	3-1	11,421
Sept. 28	W, 31-7	Reinhardt	4	-	4-1	6,978
Oct. 12	W, 45-23	Charleston Southern*	4	-	5-1	8,258
Oct. 19	W, 55-10	at Presbyterian*	4	-	6-1	1,635
Oct. 26	W, 41-17	North Alabama	4	-	7-1	4,546
Nov. 2	L, 45-21	Monmouth*	4	-	7-2	4,464
Nov. 9	W, 38-35	at Campbell*	11	-	8-2	5,039
Nov. 16	W, 50-7	at Hampton*	11	-	9-2	3,612
Nov. 23	W, 42-14	Gardner-Webb*	9	-	10-2	4,383
Nov. 30	W, 28-21	at Wofford&	9	11	11-2	1,992
Dec. 7	L, 26-20	at Weber State#	9	3	11-3	5,422

& - FCS Playoffs - Round 1
- FCS Playoffs - Round 2

2021

Head Coach Brian Bohannon
0-0; 0-0; Home: 0-0; Away: 0-0; Neutral: 0-0

Date	Result	Opponent	KSU Rk	Opp Rk	Record	Att
Sept. 12	--	at Kent State	-	-	--	--
Sept. 19	--	Alabama State	-	-	--	--
Sept. 26	--	Tarleton State	-	-	--	--
Oct. 3	--	Samford	-	-	--	--
Oct. 10	--	at North Alabama	-	-	--	--
Oct. 24	--	at Gardner-Webb*	-	-	--	--
Oct. 31	--	Hampton*	-	-	--	--
Nov. 7	--	at Charleston So.*	-	-	--	--
Nov. 14	--	Campbell*	-	-	--	--
Nov. 21	--	at Monmouth*	-	-	--	--

2019 DEFENSIVE STATS

#	Defensive Leaders	gp	ua	a	tot	tfl/yds	no-yds	int-yds	brup	qbh	rcv-yds	ff	kick	saf
42	ARMSTRONG, Bryson	13	48	37	85	11.5-39	3.5-19	1-11	2	.	1-0	2	1	.
41	TAYLOR, Kareem	11	28	23	51	10.0-32	1.5-10	1	.	.
23	LARRY, LeVonte	13	27	18	45	1.0-4	0.5-3	1-20	6	1	.	1	.	.
49	BATES, Chance	13	29	16	45	4.0-9	.	.	.	3
40	HENDERSON, Troy	13	26	17	43	2.0-2	1	.	.
20	MASON, Cincere	13	27	12	39	2.5-3	.	1-22	1	.	1-37	1	.	.
59	JOHNSON, Desmond	12	20	19	39	16.0-61	7.0-38	.	.	1	.	1	.	.
34	PERRY, Bryson	12	28	6	34	4.0-7	.	1-16	3	.	.	2	.	.
26	PETTWAY, Demetrius	11	24	10	34	1.0-10	.	2-65	3
44	PATRICK, Charlie	10	17	16	33	5.0-15	3.0-10	1-26	2
96	BELL, Travis	13	12	15	27	9.0-27	5.0-16	.	2	1	1-0	.	.	.
21	MONTGOMERY, Markeith	11	20	4	24	1.5-6	.	3-20	4	.	1-0	.	.	.
99	MOORE, Peyton	11	16	8	24	6.0-26	3.0-21	.	1	.	.	2	.	.
1	WALKER, Dorian	12	20	3	23	1.0-1	3-0	.	.	.
30	LODEN, Cole	13	20	3	23	1.0-3	.	1-3
74	SCOTT, Desmond	13	10	9	19	2.5-11	1.0-3
54	MOORE, Tyler	11	7	11	18	1.5-5	.	.	.	1	2-12	.	.	.
10	DRAKE, Quae	12	11	6	17	2.0-3	.	.	1
95	PARKER, Joel	12	10	6	16	8.5-61	4.0-32	.	.	2	1-0	.	.	.
58	BUTCHER, Andrew	8	8	5	13	2.5-9	2.0-5
45	MILLS, Courtney	13	5	7	12	2.0-8	1.0-8
51	ALLEN, Kelcy	10	7	4	11	1.5-3	0.5-1
24	COMPTON, Jeremiah	12	8	3	11	1-0	.	.	.
31	ABISOYE, Adesola	12	7	2	9	1.0-1	.	1-17	3	.	.	.	2	.
93	BARRON, Jayden	9	4	2	6	0.5-1
90	BAXTER, Marquez	4	1	3	4	0.5-2	.	.	.	1
47	JONES, Tanner	12	4	.	4	1	.
56	BARNES, Demetric	5	2	1	3	1.0-5	1.0-5	.	.	.	1-0	.	.	.
2	DAVID, Daniel	10	2	.	2
94	REESE, Kerick	4	2	.	2	2.0-4	.	.	.	1
92	ARRASMITH, Kyle	12	2	.	2
43	NESS, Jack	8	2	.	2
68	FLOOD, Deontae	1	2	.	2
36	LOUIS, Camari	1	1	.	1
35	Nelson, Clayton	4	1	.	1
13	LODEN, Cade	2	.	1	1
98	DEES, Jeremy	4	1	.	1	1.0-6	1.0-6
17	Marshall, Chavis	11	.	1	1
25	BURKS, Je'Cory	12	1	.	1
33	RADAM, Cade	2	1	.	1
39	JENKINS, William	2	1
14	JACKSON, Jalen	13	1	.
Total		13	461	268	729	102-364	31-153	12-200	28	12	12-49	11	5	.
Opponents		13	505	401	906	59-172	5-27	4-66	15	8	9-0	9	1	.

2019 GAME-BY-GAME TEAM STATS

Date	Opponent	Rushing				Receiving				Passing				Kick Returns				Punt Returns				tot off
		no.	yds	td	lg	no.	yds	td	lg	cmp-att-int	yds	td	lg	no.	yds	td	lg	no.	yds	td	lg	
Aug 31	POINT UNIVERSITY	55	433	5	44	6	159	3	38	6-7-0	159	3	38	1	54	0	54	2	13	0	13	592
Sep 07	at Kent State	66	252	2	22	8	185	0	40	8-21-1	185	0	40	4	88	0	33	1	1	0	1	437
Sep 14	at Alabama State	64	481	5	55	3	39	0	22	3-6-1	39	0	22	2	26	0	18	1	24	0	24	520
Sep 21	at Missouri State	44	479	5	85	4	47	0	28	4-8-0	47	0	28	2	26	0	16	1	11	0	11	526
Sep 28	REINHARDT	32	204	4	44	3	60	0	30	3-6-1	60	0	30	1	22	0	22	1	49	0	49	264
Oct 12	CHARLESTON SOUTHERN	51	342	6	56	5	106	0	31	5-10-0	106	0	31	6	146	0	54	2	19	0	14	448
Oct 19	at Presbyterian	61	275	4	27	5	87	3	28	5-6-0	87	3	28	3	80	0	39	2	82	0	57	362
Oct 26	NORTH ALABAMA	63	490	6	30	0	0	0	0	0-4-0	0	0	0	1	35	0	35	2	33	0	22	490
Nov 02	MONMOUTH	45	292	2	50	3	115	1	60	3-16-1	115	1	60	3	46	0	24	3	4	0	3	407
Nov 09	at Campbell	53	252	3	21	5	91	2	26	5-8-0	91	2	26	5	167	0	58	1	20	0	20	343
Nov 16	at Hampton	56	361	6	40	2	133	1	67	2-5-0	133	1	67	0	0	0	0	2	39	0	31	494
Nov 23	GARDNER-WEBB	53	322	5	65	3	28	0	16	3-6-0	28	0	16	2	61	0	36	5	69	1	18	350
Nov 30	at Wofford	51	309	4	61	3	41	0	20	3-6-0	41	0	20	3	57	0	22	3	44	0	29	350
Opponents		694	4492	57	85	50	1091	10	67	50-109-4	1091	10	67	33	808	0	58	26	408	1	57	5583
		396	1201	14	65	210	2414	14	92	210-373-12	2414	14	92	44	809	0	38	10	63	0	54	3615

Games: 13 • Avg/rush: 6.5 • Avg/catch: 21.8 • Pass effic: 152.88 • KR avg: 24.5 • PR avg: 15.7 • All purpose avg/game: 538.4 • Total offense avg/gm: 429.5

		Tackles				Sacks	Fumble		Pass Defense			blkd	PAT Attempts			off		
Date	Opponent	ua	a	total	tfl-yds	no-yds	ff	fr-yds	int-yds	qbh	brup	kick	kick	rush	rcv	saf	t/o	pts
Aug 31	POINT UNIVERSITY	39	10	49	8.0-36	4.0-28	0	0-0	1-20	2	1	1	8-8	0	0	0	7	59
Sep 07	at Kent State	37	24	61	8.0-28	3.0-14	0	2-0	0-0	0	1	0	2-2	0	0	0	7	23
Sep 14	at Alabama State	42	6	48	14.0-68	0.0-24	0	0-0	2-52	2	4	1	6-6	0	0	0	14	42
Sep 21	at Missouri State	39	40	79	6.0-19	1.0-7	1	1-0	0-0	2	2	1	5-5	0	0	0	0	35
Sep 28	REINHARDT	25	12	37	9.0-25	4.0-17	1	0-0	0-0	2	1	0	4-4	0	0	0	0	31
Oct 12	CHARLESTON SOUTHE	44	14	58	6.0-22	3.0-16	0	0-0	1-26	1	4	0	6-6	0	0	0	7	45
Oct 19	at Presbyterian	26	36	62	6.0-18	2.0-10	3	3-12	1-16	0	3	1	7-7	0	0	0	27	55
Oct 26	NORTH ALABAMA	37	12	49	7.0-28	3.0-16	0	0-0	1-0	0	2	0	5-6	0	0	0	0	41
Nov 02	MONMOUTH	49	8	57	7.0-18	1.0-3	1	0-0	0-0	0	0	0	3-3	0	0	0	0	21
Nov 09	at Campbell	24	48	72	8.0-29	2.0-11	0	0-0	2-11	0	3	0	5-5	0	0	0	14	38
Nov 16	at Hampton	26	20	46	4.0-6	0.0-0	0	2-0	3-53	0	2	0	5-6	0	0	0	10	50
Nov 23	GARDNER-WEBB	39	14	53	12.0-42	5.0-25	3	2-0	1-22	3	2	1	6-6	0	0	0	14	42
Nov 30	at Wofford	34	24	58	7.0-25	3.0-6	2	2-37	0-0	0	3	0	4-4	0	0	0	7	28
		461	268	729	102.0-364	34.0-177	11	12-49	12-200	12	28	5	66-68	0	0	0	107	510
Opponents		505	401	906	59.0-172	6.0-30	9	9-0	4-66	8	15	1	27-28	0	1	0	28	236

		Punting									Field Goals			Kickoffs					
Date	Opponent	no.	yds	avg	long	blkd	tb	fc	50+	i20	md-att	long	blkd	no.	yds	avg	tb	ob	
Aug 31	POINT UNIVERSITY	1	35	35.0	35	0	0	1	0	0	1-1	24	0	10	541	54.1	3	0	
Sep 07	at Kent State	2	77	38.5	40	0	0	0	0	1	3-4	33	0	6	298	49.7	0	0	
Sep 14	at Alabama State	1	29	29.0	29	0	0	1	0	1	0-0	0	0	7	445	63.6	3	0	
Sep 21	at Missouri State	4	158	39.5	47	0	2	2	0	1	0-1	0	0	6	390	65.0	4	0	
Sep 28	REINHARDT	2	88	44.0	46	0	0	1	0	0	1-1	40	0	6	389	64.8	2	0	
Oct 12	CHARLESTON SOUTHE	5	210	42.0	48	0	0	2	0	1	1-1	46	0	8	459	57.4	1	0	
Oct 19	at Presbyterian	1	35	35.0	35	0	0	1	0	0	0-0	0	0	9	433	48.1	0	0	
Oct 26	NORTH ALABAMA	2	88	44.0	46	0	0	1	0	1	0-0	0	0	7	395	56.4	3	1	
Nov 02	MONMOUTH	5	220	44.0	55	0	0	3	1	1	0-0	0	0	3	184	61.3	1	1	
Nov 09	at Campbell	3	126	42.0	50	0	0	1	1	1	1-1	43	0	7	385	55.0	0	0	
Nov 16	at Hampton	1	34	34.0	34	0	0	0	0	0	1-2	32	0	9	534	59.3	3	2	
Nov 23	GARDNER-WEBB	4	169	42.2	48	0	0	0	0	1	0-1	0	0	7	390	55.7	2	0	
Nov 30	at Wofford	3	125	41.7	46	0	0	2	0	1	0-0	0	0	5	304	60.8	3	0	
		34	1394	41.0	55	0	2	15	2	9	8-12	46	0	90	5147	57.2	25	4	
Opponents		66	2524	38.2	62	4	3	9	12	15	11-12	50	0	50	2826	56.5	13	0	

2019 INDIVIDUAL STATS

Rushing	gp	att	gain	loss	net	avg	td	lg	avg/g
RECHSTEINER, Brons	13	103	883	13	870	8.4	7	85	66.9
BRYANT, Tommy	11	118	716	50	666	5.6	16	50	60.5
FOSTER, Isaac	8	34	508	2	506	14.9	4	75	63.2
DAVID, Daniel	10	131	524	51	473	3.6	14	18	47.3
TERRY, Shaquil	13	48	379	16	363	7.6	4	44	27.9
MURPHY, Jonathan	2	37	316	12	304	8.2	4	61	152.0
REED, TJ	12	30	288	4	284	9.5	0	26	23.7
GRIER, Antavius	10	26	267	4	263	10.1	2	54	26.3
FICKLIN, Kevin	13	26	230	11	219	8.4	4	31	16.8
GLOVER, Kyle	13	52	189	4	185	3.6	2	18	14.2
SIMMONS, Brandon	5	24	146	0	146	6.1	0	33	29.2
ADELEKE, Adeolu	10	11	109	0	109	9.9	0	30	10.9
OUTLAW, Sam	5	16	58	0	58	3.6	0	7	11.6
COUSIN, Iaan	4	6	54	2	52	8.7	0	28	13.0
DANIELS, Preston	3	8	27	3	24	3.0	0	9	8.0
SHEPHERD, Xavier	4	5	22	6	16	3.2	0	10	4.0
RADAM, Cade	2	2	7	0	7	3.5	0	5	3.5
FARROW, Nykeem	3	1	1	0	1	1.0	0	1	0.3
TEAM	10	16	0	54	-54	-3.4	0	0	-5.4
Total	13	694	4724	232	4492	6.5	57	85	345.5
Opponents	13	396	1558	357	1201	3.0	14	65	92.4

Passing	gp	effic	comp-att-int	pct	yds	td	lg	avg/g
DAVID, Daniel	10	113.67	27-65-3	41.5	551	2	40	55.1
BRYANT, Tommy	11	204.79	21-40-1	52.5	474	7	67	43.1
MURPHY, Jonathan	2	0.00	0-2-0	0.0	0	0	0	0.0
SHEPHERD, Xavier	4	150.40	1-1-0	100.0	6	0	6	1.5
RECHSTEINER, Brons	13	934.00	1-1-0	100.0	60	1	60	4.6
Total	13	152.88	50-109-4	45.9	1091	10	67	83.9
Opponents	13	116.62	210-373-12	56.3	2414	14	92	185.7

Receiving	gp	no.	yds	avg	td	lg	avg/g
TERRY, Shaquil	13	15	370	24.7	5	66	28.5
O'NEAL, Caleb	11	7	171	24.4	1	67	15.5
RECHSTEINER, Brons	13	7	88	12.6	0	34	6.8
FOSTER, Isaac	8	6	111	18.5	1	32	13.9
PONTRELLI, Ryan	11	4	101	25.2	0	38	9.2
REED, TJ	12	4	87	21.8	1	35	7.2
HANCOCK, KJ	12	3	85	28.3	1	40	7.1
JACKSON, Jalen	13	2	59	29.5	1	31	4.5
ADELEKE, Adeolu	10	1	13	13.0	0	13	1.3
GRIER, Antavius	10	1	6	6.0	0	6	0.6
Total	13	50	1091	21.8	10	67	83.9
Opponents	13	210	2414	11.5	14	92	185.7

Punt Returns	no.	yds	avg	td	lg
TERRY, Shaquil	16	224	14.0	0	49
FOSTER, Isaac	6	112	18.7	0	57
GRIER, Antavius	2	13	6.5	0	13
JACKSON, Jalen	1	36	36.0	1	15
ABISOYE, Adesola	1	19	19.0	0	0
TEAM	0	4	0.0	0	4
Total	26	408	15.7	1	57
Opponents	10	63	6.3	0	54

Interceptions	no.	yds	avg	td	lg
MONTGOMERY, Mark	3	20	6.7	0	20
PETTWAY, Demetrius	2	65	32.5	1	35
PERRY, Bryson	1	16	16.0	0	16
ABISOYE, Adesola	1	17	17.0	0	17
ARMSTRONG, Bryson	1	11	11.0	0	11
PATRICK, Charlie	1	26	26.0	0	26
LARRY, Le'Vonte	1	20	20.0	0	20
MASON, Cincere	1	22	22.0	0	22
LODEN, Cole	1	3	3.0	0	3
Total	12	200	16.7	1	35
Opponents	4	66	16.5	1	41

Kick Returns	no.	yds	avg	td	lg
FOSTER, Isaac	14	407	29.1	0	54
GRIER, Antavius	10	268	26.8	0	58
TERRY, Shaquil	5	108	21.6	0	35
REED, TJ	1	8	8.0	0	8
DRAKE, Quae	1	10	10.0	0	10
TAYLOR, Kareem	1	0	0.0	0	0
BATES, Chance	1	7	7.0	0	7
Total	33	808	24.5	0	58
Opponents	44	809	18.4	0	38

Fumble Returns	no.	yds	avg	td	lg
MOORE, Tyler	1	12	12.0	1	12
MASON, Cincere	1	37	37.0	0	37
Total	2	49	24.5	1	37
Opponents	0	0	0.0	0	0

2019 PLAYER HIGHS

Rushes	27	DAVID, Daniel at Kent State (Sep 07, 2019)
	27	BRYANT, Tommy at Campbell (Nov 09, 2019)
Yards Rushing	221	RECHSTEINER, Bronson at Missouri State (Sep 21, 2019)
TD Rushes	4	BRYANT, Tommy vs Gardner-Webb (Nov 23, 2019)
Long Rush	85	RECHSTEINER, Bronson at Missouri State (Sep 21, 2019)
Pass attempts	21	DAVID, Daniel at Kent State (Sep 07, 2019)
Pass completions	8	DAVID, Daniel at Kent State (Sep 07, 2019)
Yards Passing	185	DAVID, Daniel at Kent State (Sep 07, 2019)
TD Passes	3	BRYANT, Tommy at Presbyterian (Oct 19, 2019)
Long Pass	67	BRYANT, Tommy at Hampton (Nov 16, 2019)
Receptions	5	TERRY, Shaquil at Campbell (Nov 09, 2019)
Yards Receiving	91	TERRY, Shaquil at Campbell (Nov 09, 2019)
TD Receptions	2	TERRY, Shaquil at Campbell (Nov 09, 2019)
Long Reception	67	O'NEAL, Caleb at Hampton (Nov 16, 2019)
Field Goals	3	ROBERTSON, Nathan at Kent State (Sep 07, 2019)
Long Field Goal	46	ROBERTSON, Nathan vs Charleston Southern (Oct 12, 2019)
Punts	5	JONES, Nicholas vs Charleston Southern (Oct 12, 2019)
	5	JONES, Nicholas vs Monmouth (Nov 02, 2019)
Punting Avg	44.0	JONES, Nicholas vs Reinhardt (Sep 28, 2019)
	44.0	JONES, Nicholas vs North Alabama (Oct 26, 2019)
	44.0	JONES, Nicholas vs Monmouth (Nov 02, 2019)
Long Punt	55	JONES, Nicholas vs Monmouth (Nov 02, 2019)
Punts inside 20	1	JONES, Nicholas at Kent State (Sep 07, 2019)
	1	JONES, Nicholas at Alabama State (Sep 14, 2019)
	1	JONES, Nicholas at Missouri State (Sep 21, 2019)
	1	JONES, Nicholas vs Charleston Southern (Oct 12, 2019)
	1	JONES, Nicholas vs North Alabama (Oct 26, 2019)
	1	JONES, Nicholas vs Monmouth (Nov 02, 2019)
	1	JONES, Nicholas at Campbell (Nov 09, 2019)
	1	JONES, Nicholas vs Gardner-Webb (Nov 23, 2019)
Long Punt Return	57	FOSTER, Isaac at Presbyterian (Oct 19, 2019)
Long Kickoff Return	58	GRIER, Antavius at Campbell (Nov 09, 2019)
Tackles	13	ARMSTRONG, Bryson at Missouri State (Sep 21, 2019)
Sacks	3.0	PARKER, Joel at Alabama State (Sep 14, 2019)
Tackles For Loss	6.0	PARKER, Joel at Alabama State (Sep 14, 2019)
Interceptions	1	MONTGOMERY, Markeith vs Point University (Aug 31, 2019)
	1	PETTWAY, Demetrius at Alabama State (Sep 14, 2019)
	1	ABISOYE, Adesola at Alabama State (Sep 14, 2019)
	1	PATRICK, Charlie vs Charleston Southern (Oct 12, 2019)
	1	PERRY, Bryson at Presbyterian (Oct 19, 2019)
	1	MONTGOMERY, Markeith vs North Alabama (Oct 26, 2019)
	1	MONTGOMERY, Markeith at Campbell (Nov 09, 2019)
	1	ARMSTRONG, Bryson at Campbell (Nov 09, 2019)
	1	LARRY, Le'Vonte at Hampton (Nov 16, 2019)
	1	PETTWAY, Demetrius at Hampton (Nov 16, 2019)
	1	LODEN, Cole at Hampton (Nov 16, 2019)
	1	MASON, Cincere vs Gardner-Webb (Nov 23, 2019)

2019 INDIVIDUAL STATS

Scoring	td	fg	PAT				dpx	saf	pts
			kick	rush	rcv	pass			
BRYANT, Tommy	16	-	-	-	-	-	-	-	96
ROBERTSON, Nathan	-	8-12	66-68	-	-	-	-	-	90
DAVID, Daniel	14	-	-	-	-	-	-	-	84
TERRY, Shaquil	9	-	-	-	-	-	-	-	54
RECHSTEINER, Brons	7	-	-	-	-	-	-	-	42
FOSTER, Isaac	5	-	-	-	-	-	-	-	30
FICKLIN, Kevin	4	-	-	-	-	-	-	-	24
MURPHY, Jonathan	4	-	-	-	-	-	-	-	24
JACKSON, Jalen	2	-	-	-	-	-	-	-	12
GRIER, Antavius	2	-	-	-	-	-	-	-	12
GLOVER, Kyle	2	-	-	-	-	-	-	-	12
O'NEAL, Caleb	1	-	-	-	-	-	-	-	6
HANCOCK, KJ	1	-	-	-	-	-	-	-	6
PETTWAY, Demetrius	1	-	-	-	-	-	-	-	6
REED, TJ	1	-	-	-	-	-	-	-	6
MOORE, Tyler	1	-	-	-	-	-	-	-	6
TEAM	-	-	-	0-2	-	-	-	-	0
Total	70	8-12	66-68	0-2	-	-	-	-	510
Opponents	29	11-12	27-28	-	1	1-1	-	-	236

Total Offense	g	plays	rush	pass	total	avg/g
BRYANT, Tommy	11	158	666	474	1140	103.6
DAVID, Daniel	10	196	473	551	1024	102.4
RECHSTEINER, Brons	13	104	870	60	930	71.5
FOSTER, Isaac	8	34	506	0	506	63.2
TERRY, Shaquil	13	48	363	0	363	27.9
MURPHY, Jonathan	2	39	304	0	304	152.0
REED, TJ	12	30	284	0	284	23.7
GRIER, Antavius	10	26	263	0	263	26.3
FICKLIN, Kevin	13	26	219	0	219	16.8
GLOVER, Kyle	13	52	185	0	185	14.2
SIMMONS, Brandon	5	24	146	0	146	29.2
ADELEKE, Adeolu	10	11	109	0	109	10.9
OUTLAW, Sam	5	16	58	0	58	11.6
COUSIN, Iaan	4	6	52	0	52	13.0
DANIELS, Preston	3	8	24	0	24	8.0
SHEPHERD, Xavier	4	6	16	6	22	5.5
RADAM, Cade	2	2	7	0	7	3.5
FARROW, Nykeem	3	1	1	0	1	0.3
TEAM	10	16	-54	0	-54	-5.4
Total	13	803	4492	1091	5583	429.5
Opponents	13	769	1201	2414	3615	278.1

Field Goals	fg	pct.	01-19	20-29	30-39	40-49	50-99	lg	blk
ROBERTSON, Nathan	8-12	66.7	0-0	2-3	3-3	3-6	0-0	46	0

FG Sequence	Kennesaw State	Opponents
Point University	(24)	-
Kent State	(33),(21),(32),43	(32),(29),(38),(43)
Alabama State	-	-
Missouri State	44	(37)
Reinhardt	(40)	-
Charleston Southern	(46)	(49),(50),(31)
Presbyterian	-	(27)
North Alabama	-	(43)
Monmouth	-	(22)
Campbell	(43)	38
Hampton	(32),42	-
Gardner-Webb	27	-
Wofford	-	-

Punting	no.	yds	avg	lg	tb	fc	i20	50+	blk
JONES, Nicholas	34	1394	41.0	55	2	15	9	2	0
Total	34	1394	41.0	55	2	15	9	2	0
Opponents	66	2524	38.2	62	3	9	15	12	4

Kickoffs	no.	yds	avg	tb	ob	retn	net	ydln
JONES, Nicholas	72	4182	58.1	22	4			
ROBERTSON, Nathan	18	965	53.6	3	0			
Total	90	5147	57.2	25	4	18.4	41.3	23
Opponents	50	2826	56.5	13	0	24.5	33.9	31

Numbers in (parentheses) indicate field goal was made.

DEPTH CHART

OFFENSE

LT	55 63	JAKE LASSITER , 6-1, 240, Sr., Coral Springs, Fla. Savon Simmons, 6-2, 270, Jr., Fayetteville, Ga.
LG	62 78	CHRIS DYE , 6-3, 265, Sr., Greenville, Miss. Zach Thompson, 6-4, 315, Sr., Swainsboro, Ga.
C	73 66	WILLIAM NANA FABU , 6-1, 275, Jr., Columbus, Ga. Matt Olson, 6-3, 295, Jr., Cumming, Ga.
RG	50 77	TERRELL PAXTON , 6-0, 310, So., Stone Mountain, Ga. Dominick Knowles, 6-4, 295, Jr., Johns Creek, Ga.
RT	65 72	ZION KATINA , 6-2, 285, So., Franklin, Tenn. Sean Brown, 6-2, 265, Jr., Macon, Ga.
WR	86 83	CALEB O'NEAL , 6-2, 200, Sr., Chickamauga, Ga. Will Haigler, 6-1, 210, So., Tallahassee, Fla.
WR	84 17	OSCAR GONZALEZ , 6-4, 235, So., Dalton, Ga. Chavis Marshall, 6-3, 190, So., Sylvester, Ga.
RB	1 29	KYLE GLOVER , 5-11, 215, Sr., Eastman, Ga. Preston Daniels, 5-11, 250, Fr., Sandersville, Ga.
SB	9 2	SHAQ TERRY , 5-9, 170, Sr., Bessemer, Ala. Adeolu Adeleke, 5-10, 185, Jr., Conyers, Ga.
SB	12 35	ISAAC FOSTER , 5-10, 170, Jr., Summerville, Ga. Irving Smith, 5-8, 200, Sr., Dallas, Ga.
QB	5 16	TOMMY BRYANT , 6-1, 195, Sr., Tuscaloosa, Ala. Jonathan Murphy, 6-0, 195, So., Los Angeles, Calif.

SPECIALISTS

K	88	NATHAN ROBERTSON , 5-10, 160, Jr., Columbus, Ga.
PK	88	NATHAN ROBERTSON , 5-10, 160, Jr., Columbus, Ga.
P	89	NICHOLAS JONES , 6-1, 210, Sr., Grayson, Ga.
HLD	89	NICHOLAS JONES , 6-1, 210, Sr., Grayson, Ga.
SNP	64	JACOB POTTER , 6-0, 235, Jr., Adairsville, Ga.
KR	12	ISAAC FOSTER , 5-10, 170, Jr., Summerville, Ga.
PR	12	ISAAC FOSTER , 5-10, 170, Jr., Summerville, Ga.

DEFENSE

END	99 90	PEYTON MOORE , 6-2, 250, Sr., Hoschton, Ga. Marquez Baxter, 6-3, 190, Fr., Macon, Ga.
DT	96 54	TRAVIS BELL , 6-1, 280, Jr., Montgomery, Ala. Tyler Moore, 6-1, 250, Jr., Phenix City, Ala.
NT	74 57	DESMOND SCOTT , 6-0, 285, Jr., Pinson, Ala. Tyler Scott, 6-1, 300 Fr., Jackson, Ga.
RE	95 90	JOEL PARKER , 6-0, 245, So., Birmingham, Ala. Marquez Baxter, 6-3, 190, Fr., Macon, Ga.
MLB	49 43	CHANCE BATES , 6-0, 240, Jr., Muscle Shoals, Ala. Jack Ness, 6-0, 210, Jr., Buford, Ga.
WLB	41 44	KAREEM TAYLOR , 6-0, 210, Sr., Rincon, Ga. Jalen Barnum, 6-1, 210, Fr., Jesup, Ga.
SLB	42 26	BRYSON ARMSTRONG , 5-11, 205, Sr., Marietta, Ga. Demetrius Pettway, 6-1, 205, Jr., Phenix City, Ala.
CB	31 35	ADESOLA ABISOYE , 5-10, 190, Sr., Loganville, Ga. Ryan Harris, 5-10, 180, Fr., Irmo, S.C.
SS	30 36	COLE LODEN , 5-11, 185, Jr., St. Mary's, Ga. Camari Louis, 5-10, 190, Fr., Moultrie, Ga.
FS	24 25	JEREMIAH COMPTON , 6-1, 190, So., Waverly, Ga. Kadarius Satterwhite, 5-11, 195, Sr., Newnan, Ga.
CB	11 35	JE'CORY BURKS , 6-1, 195, So., Perry, Ga. Ryan Harris, 5-10, 180, Fr., Irmo, S.C.