

GEORGIA STATE FOOTBALL

@GeorgiaStateFB | @CoachSElliott | @GSUPanthers | @GSUStadium



GAME 1

GEORGIA STATE PANTHERS vs. KENNESAW STATE OWLS

TV: ESPN+. Announcers are Matt Stewart and Wayne Gandy.

RADIO: The new home for Georgia State football is Atlanta's 92.9 THE GAME (WZGC-FM) and News & Talk 1380 (WAOK-AM). Dave Cohen is in his 36th season as the play-by-play voice of Panther athletics. Harper LeBel joins him from the booth with Sam Crenshaw on the sideline.

The GSU-KSU game will air on News & Talk 1380 (WAOK-AM), WRAS 88.5-FM and WGTJ-FM 97.9 / 1330 AM.

Free audio stream on GeorgiaStateSports.com and GSU mobile app.

2017 RECORDS:

Georgia State: 7-5 Overall, 5-3 Sun Belt (4th);
d. WKU 27-17 in AutoNation Cure Bowl
KSU: 12-2 Overall, 5-0 Big South (1st);
FCS Quarterfinals

SERIES: First Meeting

GSU HEAD COACH SHAWN ELLIOTT

Alma Mater: Appalachian State, 1996
Record at GSU: 7-5 (2nd year)
Career Record: 8-10 (3rd year)

KSU HEAD COACH BRIAN BOHANNON

Alma Mater: Georgia, 1993
Record at KSU: 26-10 (4th year)
Career Record: 26-10 (4th year)

2018 SCHEDULE AND RESULTS

A. 30	KENNESAW STATE (E+)	7 p.m.
S. 8	at NC State (Fox RSN)	12:30 p.m.
S. 14	at Memphis (ESPN)	7 p.m.
S. 22	WESTERN MICHIGAN	TBA
S. 29	ULM	TBA
O. 4	at Troy (ESPNU)	7:30 p.m.
O. 18	at Arkansas State (ESPNU)	7:30 p.m.
O. 27	COASTAL CAROLINA	TBA
N. 3	TEXAS STATE	TBA
N. 10	at Louisiana	TBA
N. 17	at Appalachian State	TBA
N. 24	GEORGIA SOUTHERN	TBA

All Times Eastern

GEORGIA STATE vs. KENNESAW STATE

Game 1: Thursday, Aug. 30 | 7 p.m. ET | ESPN+
"Pete" Petit Field at Georgia State Stadium

THE KICKOFF: Georgia State opens its ninth season of football by hosting Atlanta-area neighbor Kennesaw State in a Thursday night game at Georgia State Stadium.

> The Panthers look to build on the momentum of their successful 2017 season, when head coach Shawn Elliott took over the program and led the Panthers to their first winning season at the FBS level with a 7-5 record, capped by their first bowl game victory, a 27-17 win over Western Kentucky in the AutoNation Cure Bowl.

> The 2018 Panthers feature one of the nation's most prolific receivers in junior Penny Hart, a Preseason All-American who led the Sun Belt Conference in 2017 with a school-record 74 receptions for 1,121 yards and eight touchdowns.

> Hart ranks first among all active FBS receivers in career receiving yards (2,281) and TD receptions (17).

> The Owls, an FCS quarterfinalist in 2017, are ranked No. 5 in the FCS preseason poll. Kennesaw State is also a new program that began playing in 2015.

> The distance between Georgia State Stadium and KSU's Fifth Third Bank Stadium is just 25 miles.

> The Panthers have a 6-1 record against teams from the state of Georgia, including a 3-1 mark vs. Georgia Southern and wins over Savannah State, Shorter and Clark Atlanta.

GSU-KSU CONNECTIONS: The Georgia State-Kennesaw State matchup is particularly meaningful for the Paxton family, which features players on both sides.

Georgia State's starting center is senior Jamal Paxton. His younger brother, Terrell, is a true freshman offensive lineman for the Owls. Both Paxton brothers will wear No. 50.

The oldest son of Nathaniel and Hnede Paxton will also be on the sideline. Nate Paxton was a defensive lineman for the Panthers from 2012-15, and he is now a graduate assistant on the GSU staff.

> Both teams have players who have transferred from the other school:

GSU: QB Jaquez Parks (redshirted at KSU

in 2014), LB Warren McWilliams (played on special teams in KSU inaugural season of 2015).

KSU: LB Charlie Patrick (GSU 2016-17); LB Peyton Moore (redshirted at GSU in 2016)

> KSU linebackers coach P.J. Volker spent four years on the Panthers' staff (2013-16).

> KSU director of operations Jay Bailey was Georgia State's first equipment manager.

UNDER CENTER: Georgia State's biggest question mark entering the season is at quarterback, where the Panthers must replace two-year starter Conner Manning.

Manning, the MVP of the AutoNation Cure Bowl, passed for 5,830 yards and 30 touchdowns in his two seasons. He is now a high school coach at Mount Vernon Christian Academy in Atlanta. The candidates to replace Manning:

Aaron Winchester (R-Jr., Lawrenceville, Ga., Mount Pisgah Christian) - Manning's backup the last two seasons ... Started two games in 2016 when Manning was injured ... 30-54 for 373 yards and two TD passes, along with 283 yards and one TD rushing, in 12 career games.

Dan Ellington (Jr., Olive Branch, Miss., Itawamba CC) - NJCAA second-team All-American ... Passed for 3,211 yards and 27 TDs in 2017 ... Second in NJCAA with 356.8 passing yards per game and fifth in TD passes ... Completed 65 percent (230-353) with seven interceptions....Rushed for 392 yards and eight TDs.

ROSTER TIDBITS:

> Junior receiver Penny Hart, junior linebacker Ed Curney, junior quarterback Aaron Winchester and senior cornerback Jerome Smith have been elected permanent team captains for 2018.

> Georgia State's roster includes 30 true freshmen and 15 redshirt freshmen. Add seven true sophomores, and that's 52 first or second-year players.

> Conversely, the Panthers have 15 seniors, including just three fifth-year seniors who have spent their entire career at GSU.

GEORGIA STATE BY THE NUMBERS

1

Penny Hart ranks **FIRST** among all active FBS receivers in career receiving yards (2,281). He is second in TD (17) and fifth in receptions (153).

6-1

Georgia State's all-time record vs. teams from the state of Georgia.

17

Freshmen (true and redshirt) in the Panthers' two-deep.

PENNY HART FOR YOUR THOUGHTS

HONORS

- > 2018 Preseason All-America (Athlon Sports, third team)
- > 2015-17-18 Biletnikoff Award Watch List
- > 2016-17-18 Preseason All-Sun Belt Conference
- > First-Team All-Sun Belt Conference, 2015 & 2017
- > 2015 Sun Belt Conference Freshman of the Year
- > 2015 Freshman All-America (FWAA, first team)

KEY STATISTICS

- > FIRST IN THE NATION among active FBS receivers in career receiving yards (2,281), second in touchdown receptions (17) and fifth in receptions (153).
- > Also first in career receptions per game (5.67) and yards per game (84.5) and fifth in consecutive games with a reception (27 - every game he has played).
- > The leading receiver in the Sun Belt in each of his two full seasons (2015 and 2017).
- > Led the Sun Belt with a school-record 74 receptions for 1,121 yards and eight touchdowns in 2017.
- > Ranked 11th in FBS with 93.4 receiving yards per game and 17th with 6.2 receptions per game in 2017.
- > Had 71 receptions for 1,099 yards and eight touchdowns as a freshman in 2015 before missing most of the 2016 due to injury.
- > Ranks third in GSU history in career receptions, receiving yards and TD receptions, trailing only NFL receivers Albert Wilson and Robert Davis.

TOP GAMES

- > Set GSU record with 190 yards receiving and tied his own school record with 11 catches vs. ULM. (2017). Caught touchdowns of 50, 25 and 22 yards.
- > Broke his own school record with 191 yards receiving on eight catches in 2017 win at Georgia Southern, including the game-winning touchdown on a spectacular 9-yard catch in the corner of the end zone with 2:31 left.
- > Tied the GSU single-game record with 11 receptions for 150 yards and two TDs vs. New Mexico State (2015) in his second collegiate game.
- > Eight catches for 129 yards, including a 63-yard touchdown in win over Georgia Southern (2015)

GSU CAREER LEADERS

RECEPTIONS	Years	Rec
1. Robert Davis	2013-16	222
2. Albert Wilson	2010-13	175
3. Penny Hart	2015-*	152

RECEIVING YARDS.....	Years	Rec	Yds
1. Robert Davis	2013-16	222	3391
2. Albert Wilson	2010-13	175	3190
3. Penny Hart	2015-*	152	2254

TD RECEPTIONS	Years	TD
1. Albert Wilson	2010-13	23
2. Robert Davis	2013-16	17
Penny Hart	2015-*	17

FBS ACTIVE LEADERS

RECEPTIONS	G	Rec
1. Keesean Johnson, Fresno State, Sr.	39	180
2. T.J. Rahming, Duke, Sr.	37	178
3. Steven Sims, Kansas, Sr.	35	161
4. Olamide Zaccheaus, Virginia, Sr.	37	157
5. Penny Hart, Georgia State, Jr.	27	153
6. Jalen McCleskey, Oklahoma State, Sr.	39	152

RECEIVING YARDS.....	G	Yards
1. Penny Hart, Georgia State, Jr.	27	2,281
2. Keesean Johnson, Fresno State, Sr.	39	2,123
3. T.J. Rahming, Duke, Sr.	37	2,108

TD RECEPTIONS.....	G	TD
1. Andy Isabella, UMass, Sr.	33	19
2. Penny Hart, Georgia State, Jr.	27	17
3. Keesean Johnson, Fresno State, Sr.	39	16

CONSECUTIVE GAMES WITH RECEPTION ...	G
1. Keesean Johnson, Fresno State	36
2. Cody Thompson, Toledo	30
3. Cole Herdman, Purdue	29
Olamide Zaccheaus, Virginia	29
5. Jonathan Duhart, Old Dominion	28
Hunter Renfrow, Clemson, Sr.....	28
Penny Hart, Georgia State, Jr.....	27



PENNY HART
R-Junior | 5-8, 180
Roswell, Ga.
King's Ridge Christian

GENERAL INFORMATION

Full Name	Georgia State University
Location	Atlanta, Ga.
Founded	1913
Enrollment	50,000
Nickname	Panthers
Colors	Blue & White
Affiliation	NCAA Division I FBS
Conference	Sun Belt Conference
President	Mark P. Becker
Director of Athletics	Charlie Cobb

COACHING STAFF

Head Coach	Shawn Elliott
Offensive Coordinator/QBs	Travis Trickett
Defensive Coordinator/OLBs	Nate Fuqua
Running Backs	Tim Bowens
Safeties	Chris Collins
Defensive Line	Skylor Magee
Receivers	Trent McKnight
Cornerbacks	Blake Gideon
Tight Ends	Josh Stepp
Offensive Line	Cedric Williams
ILBs/Special Teams/RC	Rusty Wright
Strength & Conditioning	Scott Holsopple
Athletic Trainer	Bob Murphy
Equipment Manager	Nate Simon
Asst AD-FB Operations	Steve Wojcikowski
Director of Player Personnel	Daniel Wilcox
Dir. of High School Relations	Ginny Thompson
Graduate Assts	Antreal Allen, Jacob Huesman Michael Lambros, Alex Nelson, Daryl Vining

FACILITY INFORMATION

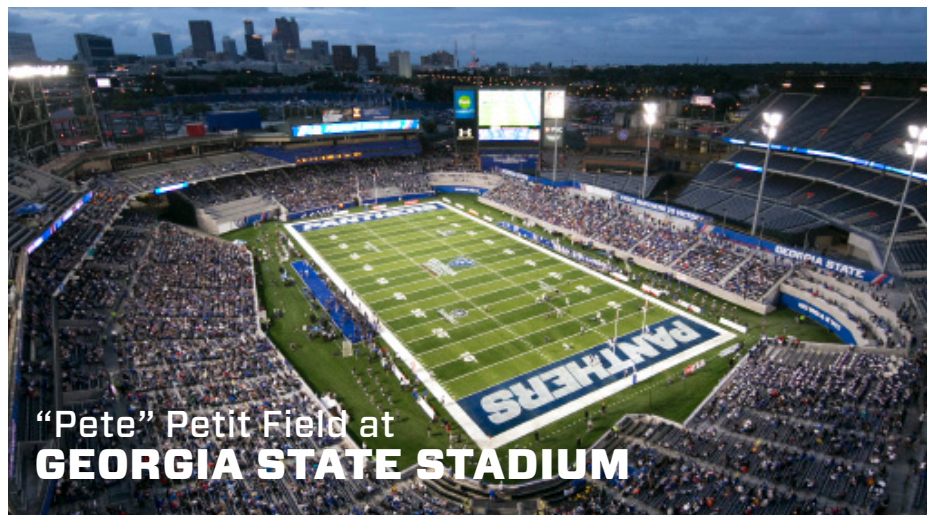
Home Field	"Pete" Petit (puh-TEET) Field at Georgia State Stadium
Capacity	25,000
Surface	FieldTurf
Opened as Georgia State Stadium	2017
Originally Built	1996

PROGRAM INFORMATION

First Season of Football	2010
Joined Sun Belt Conference	2013
Full FBS Eligibility	2014
All-Time Record	27-67 (9th year)

SPORTS COMMUNICATIONS

Primary Football Contact	Allison George
Office	404.413.4032
Cell	678.595.7728
email	ageorge@gsu.edu
Secondary Football Contact	Mike Holmes
Office	404.413.4033
Cell	404.259.9716
email	rholmes@gsu.edu
Mailing Address	P.O. Box 3975 Atlanta, GA, 30302-3975
Website	GeorgiaStateSports.com
Facebook	Georgia State Athletics
Twitter	@GeorgiaStateFB, @GSUPanthers



"Pete" Petit Field at
GEORGIA STATE STADIUM

> Georgia State's pregame depth chart includes 17 true or redshirt freshmen, and many other rookies could appear on special teams.

> Among the true freshman expected to see the most significant playing time are running back Seth Paige, receiver Cornelius McCoy, cornerback Quavian White and noseguard Akeem Smith.

SEASON OPENERS: For the ninth time in nine seasons of football, Georgia State is opening the season at home on a weekday. This will be the Panthers' fourth Thursday opener, along with four Friday openers and one Wednesday. Georgia State is 3-5 in season openers and 5-7 in all non-Saturday games.

WEEKDAY GAMES: The season opener is one of four non-Saturday games for the Panthers this season. In its history, Georgia State is 5-7 in all non-Saturday games, including last year's Thursday night victory over South Alabama.

GSU will travel to Memphis on Friday, Sept. 14 on ESPN and then play back-to-back Thursday night Sun Belt Conference games in October, at Troy on Oct. 4 and at Arkansas State Oct. 18, both on ESPNU.

COUNSELOR MOBLEY: Senior offensive lineman Gabe Mobley is a second-year student in the highly-regarded Georgia State College of Law.

Mobley earned his undergraduate degree in history just three years and began law school in the fall of 2017.

On the field, Mobley is in his fourth year as a starter on the offensive line. After two years at center, he moved to right guard in 2017.

Head coach Shawn Elliott jokingly refers to Mobley, who hails from Moultrie, Ga., as Matlock after the television character.

OLD AND YOUNG ON THE O-LINE: Georgia State returns four starters on the offensive line in seniors Gabe Mobley at right guard and Jamal Paxton at center, junior left



THE 2017 SEASON marked the inaugural year of "Pete" Petit (pronounced puh-TEET) Field at Georgia State Stadium, the former Turner Field and venue for the Atlanta Braves that was converted into the home of Panther football.

Georgia State Stadium features 25,000 seats, a FieldTurf playing surface, the Panthers' 7,500-square foot locker room, and a 5,600-square foot video board that is the eighth-largest in college football.

The conversion process incorporated the existing seating areas on the north, west and south sides of the stadium with a new grandstand constructed on the east side, formerly the baseball outfield.

Georgia State Stadium was originally constructed as the 85,000-seat Centennial Olympic Stadium and used for the 1996 Centennial Olympic Games. Following the Olympic Games, much of the north end of the stadium was removed in order to convert it to the 49,000-seat baseball park that served as the home of the Atlanta Braves from 1997 through 2016.

The Braves played their final game at Turner Field on Oct. 2, 2016. In November 2016, the Board of Regents approved Georgia State University's purchase of 38 acres of the 68-acre site for \$22.8 million, and the conversion process began in early 2017.

Future phases of the redevelopment of this iconic property will include a new Georgia State baseball stadium, to be constructed on the footprint of the former Atlanta-Fulton County stadium. Residential, retail and corporate facilities are being developed by Carter and Associates.

FOOTBALL TIMELINE

Nov. 2006	Football feasibility study completed
Apr. 15, 2007	Dan Reeves named consultant
Apr. 17, 2008	Georgia State officially launched its football program
June 12, 2008	Bill Curry named head coach
Aug. 2008	First six assistant coaches hired
Jan. 4, 2009	First scholarship player, Mark Hogan, enrolled
Feb. 4, 2009	GSU signed its first recruiting class
June 11, 2009	GSU admitted to CAA Football, beginning in 2012
Aug. 11, 2009	First team of 71 players reported
Aug. 14, 2009	Georgia State's first football practice held at NFL YET facility
Fall 2009	First team conducted 60 practices
Mar. 23, 2010	First spring practice began
Mar. 27, 2010	First workout on new field at GSU Practice Complex at 188 MLK
April 10, 2010	First Spring Game at Georgia Dome
Aug. 3, 2010	Inaugural team reported for preseason
Aug. 4, 2010	Preseason practice began
Sept. 2, 2010	Inaugural football game at Georgia Dome: GSU 41, Shorter 7
Nov. 19, 2010	First game vs. FBS opponent at defending national champ Alabama
Aug. 2011	Team moved into GSU Practice Complex
2011 season	GSU played as an FCS Independent
April 9, 2012	GSU accepted invitation to join Sun Belt Conference in July 2013
April 21, 2012	Christo Bilukidi is the first Panther drafted by NFL (Oakland, 6th)
2012 season	GSU began FBS transition, played its only season of CAA Football
Nov. 10, 2012	Bill Curry coached final game at Maine
Dec. 3, 2012	Trent Miles hired as Georgia State's second head coach
July 1, 2013	GSU officially became a member of the Sun Belt Conference
2013 season	First season in FBS and Sun Belt Conference
Aug. 30, 2013	First game as FBS program vs. Samford at the Georgia Dome
Oct. 12, 2013	Inaugural Sun Belt Conference game vs. Troy at the Georgia Dome
2014 season	GSU is eligible for Sun Belt title and postseason bowl games.
Aug. 27, 2014	First win as an FBS program: GSU 38, Abilene Christian 37
Sept. 12, 2015	First win over an FBS program and first Sun Belt Conference win: GSU 34, New Mexico State 32 (away)
Dec. 19, 2015	First bowl game: GSU vs. San Jose State in AutoNation Cure Bowl
Nov. 19, 2016	Defeated Georgia Southern 30-24 in last game in Georgia Dome.
Dec. 9, 2016	Shawn Elliott introduced as Georgia State's third head coach.
Jan. 5, 2017	Georgia State University finalizes acquisition of Turner Field property.
Aug. 31, 2017	Inaugural Game at Georgia State Stadium vs. Tennessee State.
Dec. 15, 2017	Panthers defeat Western Kentucky 27-17 in AutoNation Cure Bowl for first bowl win, first FBS winning season

GEORGIA STATE'S RETURNING STATISTICAL LEADERS

Passing:	Aaron Winchester (QB, R-Jr.)6-9, 102 yds, 1 TD, 1 Int
Rushing:	Taz Bateman (RB, R-Sr.).....(4 games) 53 att, 176 yds, 0 TD
	DeMarcus Kirk (RB, R-Sr.) 25 att, 145 yds, 2 TD
Receiving:	Penny Hart (WR, R-Jr.)..... 74 rec, 1,121 yds, 8 TD
	Tamir Jones (WR, So.)33 rec, 396 yds, 0 TD
	Jonathan Ifedi (WR, R-So.)20 rec, 190 yds, 0 TD
	Devin Gentry (WR, Jr.) 12 rec, 259 yds, 3 TD
Punting:	Brandon Wright (R-Jr.) 27 punts, 44.4 avg.
	Oliver Holdenson (R-Jr.) 32 punts, 38.8 avg.
Kicking:	Brandon Wright (R-Jr.) 12-23 FG (Long 50), 28-30 PAT, 64 pts
Defense:	Michael Shaw (OLB, R-Sr.) 57 tackles, 6.5 TFL, 1.5 sacks, 1 int
	Chase Middleton (LB, Sr.)65 tackles, 3.0 TFL, 1 int
	Marterious Allen (DE, Sr.)26 tackles, 5.0 TFL, 4.0 sacks
	Dontae Wilson (NG, So.)24 tackles, 5.0 TFL, 4.0 sacks

tackle Hunter Atkinson and sophomore left guard Shamarious Gilmore. That quartet has combined for 81 career starts, led by Mobley with 25 and Atkinson with 24. The fifth starter is senior Lucas Johnson, who started three games last year.

Behind the experience of the starters is nothing but youth. After the first five, Georgia State's other eight offensive linemen are all true freshmen or redshirt freshman.

RECORDS FOR WRIGHT: Sophomore Brandon Wright set school records with four field goals and 15 points by kicking in the Panthers' 33-30 win at Texas State. He made two 48-yard field goals--his career long--and also hit from 29 and 22 yards. In addition, Wright had six touchbacks on eight kickoffs and punted three times for a 46.3-yard average, including a 66-yarder.

One game later vs. Appalachian State, he bettered his career-long with a 50-yard field goal, equaling the second-longest kick in school history.

THROWN FOR A LOSS: Senior outside linebacker Michael Shaw is Georgia State's career leader in tackles for loss with 25.5 while ranking third in career sacks.

Shaw is also climbing the Panthers' career tackling chart, currently in seventh place.

CAREER TACKLES FOR LOSS.....Years	TFL
1. Michael Shaw.....2015-*	25.5
2. Mackendy Cheridor.....2013-17	25.0
3. Joseph Peterson2012-15	22.0

CAREER SACKS.....Years	Sacks
1. Mackendy Cheridor.....2013-17	10.5
2. Christo Bilukidi.....2010-11	9.0
3. Jake Muasau2010-11	7.0
Joseph Peterson2012-15	7.0
Michael Shaw.....2015-*	7.0

CAREER TACKLES.....Years	Tackles
1. Joseph Peterson2012-15	381
2. Tarris Batiste.....2013-15	263
Trey Payne2014-17	263
4. Robert Ferguson.....2010-13	199
5. Chandon Sullivan.....2014-17	182
6. Shawanye Lawrence.....2013-16	172
7. Michael Shaw.....2015-*	169

PANTHER PROS: Despite Georgia State's brief history, four Panther alumni are active NFL veterans, and three members of last year's team are trying to make 2018 rosters. A total of five former Panthers have played at least one game in the NFL.

> A member of Georgia State's inaugural team in 2010, receiver Albert Wilson is in his fifth NFL season and first with the Miami Dolphins. He was an undrafted free agent in 2014.

> Wil Lutz, GSU's placekicker from 2012-15, is now the kicker for the New Orleans Saints. Originally signed as an undrafted free agent by the Baltimore Ravens, he was picked up by the Saints just before the 2016 season opener. He was twice named NFL Special Teams Player of the Week in 2016.

> Fifth-year offensive tackle Ulrick John moved this year to the New England Patriots. recently joined the Green Bay Packers, his fifth NFL team. John was selected in the seventh round of the 2014 NFL Draft by the Indianapolis Colts.

> After a record-setting career at Georgia State, wide receiver Robert Davis was selected by the Washington Redskins in the sixth round of the 2017 NFL Draft. He is on injured reserve for 2018.

> Three 2017 seniors--cornerback Chandon Sullivan (Philadelphia Eagles), defensive end Mackendy Cheridor (Atlanta Falcons) and cornerback B.J. Clay (Los Angeles Chargers)--are in NFL camps as undrafted free agents.

> GSU's first draft pick and first to appear in an NFL game was defensive tackle Christo Bilukidi in 2013. He played three seasons (2013-15) in the NFL with Oakland, Cincinnati and Baltimore.

HEAD COACH SHAWN ELLIOTT

In 21 seasons as a Division I coach, Shawn Elliott has been part of 20 winning seasons and helped coach 17 teams to the NCAA playoffs or a bowl game.

Formerly the co-offensive coordinator and offensive line coach at South Carolina and a coaching veteran who brought 20 years of experience in winning programs, Shawn Elliott was introduced as Georgia State's third head football coach by President Mark Becker and Director of Athletics Charlie Cobb on Dec. 9, 2016.

And one year later, Elliott had not only guided Georgia State to its second bowl game with a trip to the AutoNation Cure Bowl, but he led the Panthers to their first bowl victory, 27-17 over Western Kentucky. That win gave the program a school-record seven victories in Elliott's first season.

Under Elliott's watch, the Panthers achieved benchmark performances on both sides of the ball. The 2017 GSU defense set season records for fewest points per game allowed (24.75), and fewest rushing yards allowed per game (136.4) and per attempt (4.13). The defense also recorded the first shutout in school history while setting single-game records for fewest rushing yards allowed (minus-2) and most sacks.

On offense, the Panthers established new marks for highest completion percentage (64.2) and fewest interceptions (9) in a season, as well as most total yards in a game (670) and most points vs. an FBS opponent (47).

Georgia State's individual efforts were also recognized as nine Panthers earned All-Sun Belt Conference honors, led by first-team selection Penny Hart. Senior cornerback Chandon Sullivan shined in the classroom and on the field as Georgia State's first football Academic All-American and the first Panther to be invited to the Reese's Senior Bowl.

Elliott took over a Georgia State program entering its eighth season of football but positioned for growth with the move into Georgia State Stadium, coupled with the university's continued rise in size and stature.

Before he even coached his first game at Georgia State, Elliott's impact on the program was immediately felt. On the recruiting trail, he and his staff quickly assembled an impressive 2017 recruiting class that was the most highly-regarded group of GSU signees to date. And in the classroom, his Panthers achieved an all-time high with a 3.03 grade-point average for the spring semester.

Elliott worked seven seasons (2010-16) at South Carolina under Will Muschamp and Steve Spurrier, highlighted by three consecutive 11-win seasons from 2011-13 during the most

successful run in the Gamecocks' history. In addition to coaching the offensive line, he was the running game coordinator in 2010 and 2011, was elevated to co-offensive coordinator in 2012, and then served as the interim head coach following Spurrier's retirement midway through the 2015 season.

Before going to South Carolina in 2010, Elliott served 13 seasons as an assistant coach at Appalachian State. He was an integral part of App State's three consecutive NCAA titles from 2005-07 as well as the Mountaineers' historic upset at Michigan in 2007.

In 21 seasons as a Division I coach, Elliott has been a part of 20 winning seasons and helped coach 17 teams to the NCAA playoffs or a bowl game.

Elliott originally joined the South Carolina staff in 2010 and helped the Gamecocks reach five straight bowl games while coaching some of the most prolific and balanced offenses in school history. The Gamecocks turned in the program's best offensive season, statistically, in 2013, averaging 34.1 points while rolling up a school-record 452.3 yards per game, including 198.5 yards on the ground and 253.8 through the air.

South Carolina's 2014 unit scored nearly 33 points per game while averaging over 440 yards of offense as All-America and All-Southeastern Conference offensive guard A.J. Cann paved the way. In 2010, Elliott's first season in Columbia, his offensive line blocked for record-setting running back Marcus Lattimore, the National Freshman of the Year.

In addition to Cann, a third-round draft pick by the Jacksonville Jaguars in 2015, Elliott developed future NFL linemen Corey Robinson, Ronald Patrick, Brandon Shell, T.J. Johnson and Roquevious Watkins.

Prior to his arrival in Columbia, Elliott coached his entire career at Appalachian State. Beginning in 1997, he worked two seasons as a defensive assistant (1997-98) and then two seasons as the tight ends coach (1999-00) before taking over the offensive line in 2001.

In nine seasons as the Mountaineers' offensive line coach, Elliott's players earned All-America distinction on 12 occasions, including four different linemen who received first-team All-America accolades. He also coached All-American and future NFL tight end Daniel Wilcox in 2000. In 2003, offensive lineman Wayne Smith was the first pick in the Canadian Football League Draft. From 2005-07, Elliott coached three-consecutive Southern



HEAD COACH SHAWN ELLIOTT

Full name: Shawn Hardwick Elliott

Born: June 26, 1973

Hometown: Camden, S.C.

Alma Mater: Appalachian State, 1996

Family: Wife Summer, daughter Maddyn, son Max

COACHING CAREER

1997-09, Appalachian State, assistant coach

2010-16, South Carolina, assistant coach

2015, South Carolina, interim head coach

2017-present, Georgia State, head coach

HEAD COACHING RECORD

2015	South Carolina (interim)	1-5
2017	Georgia State	7-5
TOTAL		8-10

Conference Jacobs Blocking Trophy recipients. Elliott helped lead the Mountaineers to 10 NCAA playoff berths in 13 seasons with two trips to the national semifinals and three appearances in the quarterfinals in addition to the three championships.

Elliott was one of three App State coaches to earn the NCAA's Award of Valor for their efforts in rescuing two individuals from a car accident in 2000.

As a player, Elliott was the first player in Mountaineer annals to appear in the NCAA Division I-AA playoffs four separate seasons. He was a four-year letterwinner, helping the Mountaineers to two Southern Conference titles and a combined record of 36-16. He served as a co-captain of the 1995 Appalachian State squad that finished 12-1 while earning all-league distinction as a defensive end.

A native of Camden, S.C., Elliott earned his bachelor's degree from Appalachian State in 1996. He is married to the former Summer Scruggs, also an App State grad and a standout tennis player for the Mountaineers, and the couple has two children, Maddyn and Max.

**NATE FUQUA @OLBeastCoach03**

Defensive Coordinator/OLBs (2nd year at GSU)
Alma Mater: Wofford, 2003

- Nominee for 2017 Broyles Award as nation's top assistant coach.
- His 2017 unit set GSU season records for fewest points per game (24.75), fewest rushing yards per game (136.4), fewest yards per rushing attempt (4.13) and most sacks (24).
- Coached All-Sun Belt OLB Michael Shaw in 2017.
- Former defensive coordinator at Wofford, which reached 2016 FCS quarterfinals with a defense that ranked fifth in the nation in total defense, sixth in scoring defense and 12th in rushing defense.
- Spent 12 seasons at Wofford, where he was a two-time All-American as a nose tackle.

**TRAVIS TRICKETT @CoachTTrickett**

Offensive Coordinator/QBs (2nd year at GSU)
Alma Mater: West Virginia, 2007

- His first GSU offense established new marks for completion pct. (64.2) and fewest interceptions (9) in a season, as well as most yards in a game (670) and most points vs. FBS opponent (47).
- Formerly offensive coordinator at Florida Atlantic (2016) and Samford, which he helped to five straight winning seasons (2011-15).
- In his three seasons as Samford OC, the Bulldogs averaged over 30 ppg while leading the nation in completion percentage in 2015.
- Served as a graduate assistant under Nick Saban at Alabama and under both Bobby Bowden and Jimbo Fisher at Florida State.

**TIM BOWENS @Tim_Bowens**

Running Backs (1st year at GSU)
Alma Mater: Alabama, 2000

- Came to GSU in 2018 after four years at South Alabama, including last three as running backs coach.
- Previously coached wide receivers at Samford (2012-13) and UAB (2007-11).
- Spent four years (2002-06) on staff at Alabama, his alma mater, in various roles
- Began as a high school in Alabama, where he was head coach at Tanner High School.

**CHRIS COLLINS @CoachC_Collins**

Safeties (2nd year at GSU)
Alma Mater: Western Carolina, 2010

- Selected for 2018 AFCA 35 Under 35 Coaches Leadership Institute.
- Coached All-Sun Belt safety Bryan Williams in 2017.
- Came to GSU in 2017 after one season coaching linebackers at Western Carolina.
- Spent the 2015 season as a defensive graduate assistant at Appalachian State and served two seasons as secondary coach/special teams coordinator at Catawba.
- Participated in NFL-NCAA Coaches Academy (2015).

**BLAKE GIDEON @Coach_Gideon**

Cornerbacks (1st year at GSU)
Alma Mater: Texas, 2011

- Joined GSU staff in 2018 after two seasons as defensive backs coach and defensive passing game coordinator at Western Carolina.
- In 2017 WCU ranked No. 15 in FCS in passing yards per game and he coached an All-American safety.
- Previously served as defensive quality control at Florida (2014), graduate assistant at Auburn (2015) and South Carolina (2016).
- Four-year starting safety at Texas, then signed NFL free agent contracts with Arizona and Denver.

**SKYLOR MAGEE @MageeCoach**

Defensive Line (2nd year at GSU)
Alma Mater: Southern Miss, 2005

- Coached All-Sun Belt defensive linemen Julien Laurent & Marterious Allen in his first year at GSU.
- Spent four years at Charleston Southern (2013-16), including back-to-back Big South Conference championships and FCS playoff berths while featuring one of the nation's top defenses.
- Helped coach a Charleston Southern defense that led the Big South and ranked among the FCS leaders in total defense his last three years.
- Previously coached at Delta State, North Greenville and Nicholls State and was a graduate assistant at South Carolina under Steve Spurrier.

**TRENT MCKNIGHT @CoachTMcKnight**

Wide Receivers (2nd year at GSU)
Alma Mater: Samford, 2010

- Worked with record-setting All-Sun Belt receiver Penny Hart in his first season at GSU.
- Before GSU, he helped coach a highly productive offense in four seasons at Samford.
- Served as run game coordinator/tight ends coach in 2015, when Samford ranked No. 7 in the nation in total offense and led SoCon with 34.6 ppg.
- Passing game coordinator/wide receivers coach in 2014 after coaching the tight ends and inside receivers in 2012-13.

**JOSH STEPP @coach_stepp**

Tight Ends (2nd year at GSU)
Alma Mater: Newberry, 2007

- Coached tight ends and running backs at GSU in 2017, including All-Sun Belt back Glenn Smith.
- Posted a 36-17 record in four seasons (2013-16) as head coach at Lexington (S.C.) High School.
- 4A Lower State Coach of the Year in 2015; led Lexington to a 13-game winning streak and berth in the Class 4A, Division II state championship game.
- Also spent three seasons (2010-12) as head coach at Dreher High School.
- All-American and record-setting QB at Newberry (2004-06).

**CEDRIC WILLIAMS @Coach_CWilliams**

Offensive Line (2nd year at GSU)
Alma Mater: South Carolina, 2003

- Worked with Shawn Elliott at South Carolina in 2016, serving on strength and conditioning staff.
- Spent five seasons as offensive line coach at Newberry, including NCAA DII playoff berths in 2013 and 2015.
- Also coached the offensive line at Mississippi Valley State (2010) and Tennessee State (2009).
- Interned with four NFL teams as part of the Bill Walsh NFL Diversity Coaching Fellowship.
- Four-year starter on the offensive line at South Carolina (1999-02). All-SEC in 2000.

**RUSTY WRIGHT @CoachRustyW**

Inside Linebackers / Special Teams / Recruiting Coordinator (2nd year at GSU)
Alma Mater: Chattanooga, 1996

- Came to GSU after four years at Chattanooga, where he was linebackers coach and special teams coordinator. Also coached at UTC from 1996-02.
- Helped UTC to three straight FCS playoff berths, including 2014 quarterfinals, four consecutive seasons of eight or more wins, and three SoCon championships or co-championships.
- Other coaching stops include Miami (Ohio), 2005-08; Furman, 2010; Gardner-Webb, 2009; and Butler, 2004.

GEORGIA STATE'S PROBABLE DEPTH CHART

— OFFENSE —

QB	13	Dan Ellington OR.....	6-3	205	Jr.
	11	Aaron Winchester	6-2	190	R-Jr.
	10	Jack Walker.....	6-3	215	R-Fr.
RB	5	Tra Barnett.....	5-10	185	Jr.
	28	Seth Paige	5-10	180	Fr.
	8	Taz Bateman	5'8	185	R-Sr.
WR	83	Cornelius McCoy	5-11	185	Fr.
	7	Tamir Jones.....	6-0	195	So.
WR	14	Devin Gentry	5-10	195	Jr.
	85	Christian Owens.....	6-4	215	R-Jr.
WR	18	Penny Hart	5-8	180	R-Jr.
	6	Jonathan Ifedi	6-0	195	R-So.
TE	45	Roger Carter	6-3	250	So.
	84	Camrin Knight.....	6-3	240	R-Jr.
LT	76	Hunter Atkinson.....	6-5	295	R-Jr.
	77	Johnathan Bass.....	6-4	290	Fr.
LG	75	Shamarious Gilmore	6-3	295	R-So.
	73	Travis Glover	6-6	330	Fr.
C	50	Jamal Paxton	6-0	285	R-Sr.
	62	Malik Sumter	6-1	295	R-Fr.
RG	72	Gabe Mobley.....	6-2	285	R-Sr.
	64	Pat Bartlett	6-4	295	R-Fr.
RT	69	Lucas Johnson	6-4	285	Sr.
	65	Jalen Jackson.....	6-3	297	R-Fr.

— DEFENSE —

OLB	37	Victor Heyward	6-2	220	So.
	1	Jontrey Hunter.....	6-2	200	Fr.
DE	30	Javonte Lain.....	6-2	240	R-So.
	92	Mario Dungy	6-3	278	Jr.
NG	52	Dontae Wilson.....	6-0	285	So.
	97	Akeem Smith.....	6-0	299	Fr.
DE	55	Terry Thomas.....	6-3	275	Jr.
	95	Marterious Allen	6-2	270	Sr.
	54	Tre Moore	6-3	250	Fr.
OLB	7	Jordan Strachan	6-4	215	R-Fr.
	44	Michael Shaw.....	6-4	240	R-Sr.
	47	Jhi'Shawn Taylor.....	6-3	211	R-Fr.
ILB	2	Ed Curney.....	5-11	225	R-Jr.
	42	Blake Carroll	6-1	230	Fr.
ILB	5	Chase Middleton.....	6-2	235	Sr.
	6	Trajan Stephens-McQueen	6-1	230	So.
S	21	Remy Lazarus	6-0	190	R-Jr.
	27	Jaylon Jones	5-11	180	R-Fr.
S	24	DeAndre Applin.....	6-1	210	Sr.
	3	Chris Bacon.....	6-1	185	R-Fr.
CB	16	Jerome Smith	5-10	180	R-Sr.
	9	Cedric Stone	5-10	185	Jr.
CB	20	Quavian White	5-10	185	Fr.
	4	Khai Anderson	5-10	185	R-Jr.

— SPECIALISTS —

PK	93	Brandon Wright	5-10	182	R-Jr.
	94	Barry Brown	6-4	190	R-So.
P	93	Brandon Wright	5-10	182	R-Jr.
	48	Oliver Holdenson.....	5-11	190	R-Jr.
HO	48	Oliver Holdenson	5-11	190	R-Jr.
LS	66	Seth Patrick-Holman	5-11	200	Sr.
KOR	18	Penny Hart	5-8	180	R-Jr.
	14	Devin Gentry	5-10	195	Jr.
PR	8	Taz Bateman	5'8	185	R-Sr.

PRONUNCIATION GUIDE

PLAYERS:

Marterious Allen.....	marr-TEER-ee-us
Clifford Amazan.....	like Amazon
Tra Barnett.....	TRAY
Jontrey Hunter.....	JON-tray
Jonathan Ifedi	ee-FED-ee
Tamir Jones	tuh-MEER
Shamarious Gilmore	shu-MARR-ee-us
Travis Glover	Hometown Vienna, Ga: VY-en-uh
Nick Iannone	EYE-uh-known
Michael Kouassi.....	co-AH-see
Remy Lazarus	REM-ee
Gabe Mobley	MA-blee (not MOBE-lee)
Tre Moore	TRAY
Jaquez Parks	juh-KWEZ
Mateo Rengifo	muh-TAY-o ren-GEE-foe
Chris Sibia.....	suh-BEE-la
Jordan Strachan	STRAHN
Trajan Stephens-McQueen.....	TRAY-jun
Jhi'Shawn Taylor.....	juh-SHAWN
Quavian White	KWAY-vee-un

COACHES:

Nate Fuqua.....	FEW-kway
-----------------	----------

NUMERICAL ROSTER

No.	Name	Pos	Ht	Wt	Cl.	Hometown (High School/Previous School)
1	Jontrey Hunter.....	OLB	6-2	200	Fr.	Tampa, Fla. (Sickles)
2	Ed Curney	LB	5-11	225	R-Jr.	Atlanta, Ga. (Carver)
2	Jaquez Parks	QB	6-1	195	R-Sr.	Griffin, Ga. (Griffin/Hinds (Miss.) C.C.)
3	Chris Bacon	S	6-1	185	R-Fr.	Atlanta, Ga. (Westlake)
4	Khai Anderson	CB	5-10	185	R-Jr.	Atlanta, Ga. (Riverwood)
4	Jawan Nobles.....	WR	6-3	185	Jr.	Smyrna, Ga. (Campbell)
5	Tra Barnett.....	RB	5-10	185	Jr.	Elberton, Ga. (Elbert County)
5	Chase Middleton.....	LB	6-2	235	Sr.	Lilburn, Ga. (Brookwood)
6	Jonathan Ifedi	WR	6-0	195	R-So.	Charlotte, N.C. (Vance)
6	Trajan Stephens-McQueen.....	ILB	6-1	230	So.	Charlotte, N.C. (West Mecklenburg)
7	Tamir Jones	WR	6-0	195	So.	Norcross, Ga. (Norcross)
7	Jordan Strachan	OLB	6-4	215	R-Fr.	Kingsland, Ga. (Camden County)
8	Taz Bateman	RB	5-8	185	R-Sr.	Inglewood, Calif. (Junipero Serra/Long Beach City)
8	Julian Jones.....	ILB	6-2	224	Sr.	Atlanta, Ga. (Westlake/Illinois)
9	Cedric Stone	CB	5-10	185	Jr.	Charlotte, N.C. (Independence)
10	Jacorey Crawford	S	6-0	205	Fr.	Thomson, Ga. (Thomson)
10	Jack Walker.....	QB	6-3	215	R-Fr.	Madison, Miss. (Madison Central)
11	Aaron Winchester	QB	6-2	190	R-Jr.	Lawrenceville, Ga. (Mount Pisgah)
12	Tyler Gore	CB	5-10	175	Fr.	North Myrtle Beach, S.C. (North Myrtle Beach)
12	Nick Iannone	QB	6-0	195	Fr.	Savannah, Ga. (Benedictine)
13	Dan Ellington	QB	6-3	205	Jr.	Olive Branch, Miss. (Center Hill/Itawamba (Miss.) CC)
14	Devin Gentry	WR	5-10	195	Jr.	Louisville, Ky. (Male)
15	Sam Pinckney.....	WR	6-4	210	Fr.	Greenwood, S.C. (Greenwood)
16	Swift Lyle.....	QB	6-3	190	Fr.	Mobile, Ala. (St. Paul's Episcopal)
16	Jerome Smith	CB	5-10	180	R-Sr.	Atlanta, Ga. (Mays)
17	Destin Coates.....	RB	5-11	198	Fr.	Tallahassee, Fla. (Rickards)
18	Penny Hart.....	WR	5-8	180	R-Jr.	Roswell, Ga. (King's Ridge Christian)
19	Kerryon Richardson	CB	5-10	165	R-Fr.	West Columbia, S.C. (Airport)
20	Quavian White	CB	5-10	185	Fr.	Greer, S.C. (Greer)
21	Remy Lazarus	S	6-0	190	R-Jr.	Alpharetta, Ga. (King's Ridge Christian)
22	Trey Chapman.....	S	5-11	200	R-So.	Madison, Ga. (Morgan County)
22	Tucker Gregg.....	RB	5-10	210	Fr.	Chatsworth, Ga. (Murray County)
23	Darius Stubbs.....	RB	5-10	200	R-So.	McDonough, Ga. (Luella)
23	Nygee Williams-Mitchell	S	5-11	195	R-So.	Lawrenceville, Ga. (Mill Creek)
24	DeAndre Applin	S	6-1	210	Sr.	Adairsville, Ga. (Adairsville/Georgia Military)
25	Dawson Hill.....	RB	5-11	200	Fr.	Plantation, Fla. (South Plantation)
25	Kyndall Phillips	OLB	6-0	200	R-Jr.	Cumming, Ga. (West Forsyth)
26	Kendrec Grady	OLB	6-2	220	R-So.	Norcross, Ga. (Norcross)
27	Terrance Dixon.....	WR	5-7	170	So.	Columbus, Ga. (Columbus)
27	Jaylon Jones	S	5-11	180	R-Fr.	Dacula, Ga. (Dacula)
28	Seth Paige.....	RB	5-10	180	Fr.	Maccleenny, Fla. (Baker County)
28	Ben Hood.....	CB	5-8	185	R-Jr.	Atlanta, Ga. (Eagles Landing Christian/Auburn)
29	Courtney Williams	S	6-2	190	Fr.	LaGrange, Ga. (Callaway)
30	Javonte Lain.....	DE	6-2	240	R-So.	Fayetteville, Ga. (Sandy Creek)
31	Jabari Aiken	CB	5-8	170	Fr.	San Antonio, Texas (Johnson)
32	Zach Dixon	ILB	6-1	215	Fr.	Hollywood, Fla. (Chaminade-Madonna)
33	T.J. Smith	OLB	6-3	245	Fr.	Laurinburg, N.C. (Scotland)
34	D'Angelo Knight.....	OLB	6-1	205	Fr.	North Charleston, S.C. (Fort Dorchester)
35	Herman McCray.....	TE	6-4	220	Fr.	West Palm Beach, Fla. (Oxbridge Academy)
36	Tiyance Dewberry	CB	5-9	188	Fr.	Leesburg, Ga. (Lee County)
37	Victor Heyward.....	OLB	6-2	220	So.	Dacula, Ga. (Mill Creek)
38	Demarcus Kirk.....	RB	6-0	220	R-Sr.	Dora, Ala. (Dora/UAB)
40	Travis Taylor	S	6-0	200	Jr.	Decatur, Ga. (Columbia/Arkansas Baptist)

NUMERICAL ROSTER

No.	Name	Pos	Ht	Wt	Cl.	Hometown (High School/Previous School)
41	Jordan Cornelius	CB	5-10	180	R-Fr.	Grayson, Ga. (Grayson)
42	Blake Carroll	ILB	6-1	230	Fr.	Lawrenceville, Ga. (Mountain View)
43	Deandre Bowman	RB	5-10	185	R-So.	Columbus, Ga. (Pacelli)
44	Michael Shaw	OLB	6-4	240	R-Sr.	Suwanee, Ga. (Lanier)
45	Roger Carter	TE	6-2	250	So.	Columbia, S.C. (Blythewood)
47	Jhi'Shawn Taylor	OLB	6-3	211	R-Fr.	Cordele, Ga. (Crisp County)
48	Oliver Holdenson	P	5-11	190	R-Jr.	Melbourne, Australia ()
49	Justin Scola	LB	5-11	220	Fr.	Snellville, Ga. (Brookwood)
50	T.J. Arnold	DE	6-0	225	R-So.	Rome, Ga. (Model)
50	Jamal Paxton	C	6-0	285	R-Sr.	Scottdale, Ga. (Tucker)
51	Charlie Flint	LS	6-1	230	Fr.	Pembroke, Ga. (Bryan County)
52	Dontae Wilson	DT	6-0	285	So.	Jefferson, Ga. (Jefferson)
53	Jalen Wade	LB	6-3	220	Sr.	Lincolnton, Ga. (Lincoln County/Georgia Military)
54	Tim Covington	LS	5-9	245	R-Fr.	Nashville, Tenn. (Ensworth)
54	Tre Moore	DE	6-3	250	Fr.	North Augusta, S.C. (Strom Thurmond)
55	Terry Thomas	DE	6-3	275	Jr.	McDonough, Ga. (Luella)
56	Steven Banks	DL	6-0	290	R-Fr.	Grayson, Ga. (Grayson)
57	Warren McWilliams	LB	6-0	210	R-Sr.	Norcross, Ga. (Norcross)
62	Malik Sumter	OL	6-1	295	R-Fr.	Irmo, S.C. (Dutch Fork)
64	Pat Bartlett	G	6-4	295	R-Fr.	Newtown, Pa. (Council Rock North)
65	Jalen Jackson	OL	6-3	297	R-Fr.	Duluth, Ga. (Grayson)
66	Seth-Patrick Holman	LS	5-11	200	Sr.	Marietta, Ga. (Walton)
69	Lucas Johnson	G	6-4	285	Sr.	Cartersville, Ga. (Cass)
70	Chris Sibilia	T	6-7	285	R-Fr.	Suwanee, Ga. (North Gwinnett)
71	Jaelin Whitt	OL	6-2	266	Fr.	Atlanta, Ga. (Grady)
72	Gabe Mobley	C	6-2	285	R-Sr.	Moultrie, Ga. (Colquitt County)
73	Travis Glover	OL	6-6	330	Fr.	Vienna, Ga. (Dooly County)
74	Despelado Alexandre	OL	6-5	285	Fr.	Deerfield Beach, Fla. (Deerfield Beach)
75	Shamarious Gilmore	G	6-3	295	R-So.	Riverdale, Ga. (Drew)
76	Hunter Atkinson	T	6-5	295	R-Jr.	Flowery Branch, Ga. (West Hall)
77	Johnathan Bass	T	6-4	290	Fr.	Acworth, Ga. (Kell)
79	Connor Robbins	OL	6-9	310	R-Fr.	St. Augustine, Fla. (Menendez)
80	Matlin Marshall	WR	5-9	180	R-So.	Evans, Ga. (Evans)
82	Diondre Champaigne	WR	6-3	195	Jr.	North Charleston, S.C. (Fort Dorchester/Jones Co. JC)
83	Cornelius McCoy	WR	5-11	185	Fr.	Deerfield Beach, Fla. (Deerfield)
84	Camrin Knight	TE	6-3	240	R-Jr.	Tallahassee, Fla. (Lincoln/Florida)
85	Christian Owens	WR	6-4	215	R-Jr.	Griffin, Ga. (Griffin/South Carolina)
86	Bryson Duckworth	TE	6-4	230	R-So.	Riverdale, Ga. (Drew)
87	Camryn Johnson	WR	6-4	200	R-Fr.	Orangeburg, S.C. (Calhoun County)
88	Aubry Payne	TE	6-4	228	Jr.	Locust Grove, Ga. (Locust Grove/Western Carolina)
89	Michael Kouassi	TE	6-4	228	R-So.	Lawrenceville, Ga. (Archer)
90	Hardrick Willis	DE	6-3	244	So.	Jonesboro, Ga. (Mundy's Mill)
90	Mateo Rengifo	PK	5-11	235	Fr.	Lawrenceville, Ga. (Wesleyan School)
91	Marlon Young	DE	6-2	256	Fr.	Opelousas, La. (Opelousas)
92	Mario Dungy	DE	6-3	278	Jr.	Mobile, Ala. (Blount/Highlands (Kan.) CC)
93	Brandon Wright	P-PK	5-10	182	R-Jr.	Atlanta, Ga. (KIPP Atlanta Collegiate)
94	Barry Brown	PK	6-4	190	R-So.	Dublin, Ga. (Dublin)
95	Marterious Allen	DE	6-2	270	Sr.	Hartwell, Ga. (Hart County)
96	Dorrius Rodgers	DL	6-2	260	Jr.	Locust Grove, Ga. (Locust Grove/James Madison)
97	Akeem Smith	NG	6-0	299	Fr.	Richmond, Va. (Bishop Sullivan Catholic)
98	Jeff Hollingsworth	P	5-7	175	R-So.	Lawrenceville, Ga. (North Georgia Sports Academy)
99	Clifford Amazan	NG	6-2	305	R-So.	Dacula, Ga. (Archer)



95 - MARTERIOUS ALLEN

DE • 6-2, 270 • Sr.
Hartwell, Ga. (Hart County)

- * 2018 Preseason All-Sun Belt (second team)
- * 2017 All-Sun Belt (third team)
- * Sun Belt Defensive Player of the Week (Oct. 16, 2017)

- Third-year starter on the defensive line who was named to the Preseason All-Sun Belt second team.

2017 SEASON HIGHLIGHTS

- Third-team All-Sun Belt selection who led the team with four sacks, along with five TFL.
- Named Sun Belt Defensive Player of the Week after he tied GSU single-game record with three sacks in win at ULM. Also recovered a fumble at midfield to set up a touchdown.
- Made five tackles with a sack in win at Coastal Carolina.
- Career-high seven tackles in win at Texas State.

2016 SEASON HIGHLIGHTS

- Recovered a fumble in the backfield and returned it 23 yards for a touchdown in 31-6 win over UT Martin. Also broke up a pass.
- Career-high seven tackles at Idaho, plus six tackles vs. Wisconsin, Texas State and Troy.

CAREER STATISTICS

Year	G	UA-A	Total	TFL	Sack	Int	PB	FR	FF
2015	11	2-2	4	2-2	0	0	0	0	0
2016	12	22-19	41	1.5-6	1-4	0	1	1-23	0
2017	12	14-12	26	5-18	4-17	0	0	1-0	0
Total	35	38-33	71	8.5-26	5-21	0	1	2-23	1

GAME-BY-GAME STATISTICS

2017	UA-A	Total	Sack	TFL	FF	FR	Int	PB	BK
Tenn. State	1-2	3	0	0	0	0	0	0	0
Penn State	1-0	1	0	0	0	0	0	0	0
Charlotte	1-0	1	0	1-1	0	0	0	0	0
Coastal	3-2	5	1-3	1-3	0	0	0	0	0
ULM	4-1	5	3-14	3-14	0	1-0	0	0	0
Troy	2-1	3	0	0	0	0	0	0	0
USA	0-0	0	0	0	0	0	0	0	0
GS	2-2	4	0	0	0	0	0	0	0
Texas State	5-2	7	0	0	0	0	0	0	0
App State	1-1	2	0	0	0	0	0	0	0
Idaho	0-0	0	0	0	0	0	0	0	0
WKU	0-0	0	0	0	0	0	0	0	0

CAREER HIGHS

Tackles: 7 vs. Idaho, 2016; Texas State, 2017
Tackles for Loss: 3 vs. ULM, 2017
Sacks: 3 vs. ULM, 2017
Fumble Recoveries: 1 vs. UT Martin, 2016 (23-yard TD); ULM, 2017



24 - DEANDRE APPLIN

S • 6-1, 210 • Sr.
Adairsville, Ga. (Adairsville/Georgia Military)

- Moves into starting lineup at safety after one season as a backup..
- Fifth on the team with 46 tackles in 2017.
- Made one of the key plays in win at Georgia Southern, causing the fumble that GSU recovered

at the Georgia Southern 31-yard line with five minutes left to set up the game-winning touchdown.

- Made five tackles with two TFL along with the forced fumble vs. Georgia Southern.
- Grabbed his first interception in win at Texas State, when he also had five tackles and a pass breakup.
- Made nine tackles and a pass breakup vs. Tennessee State in his GSU debut.

CAREER STATISTICS

Year	G	UA-A	Total	TFL	Sack	Int	PB	FR	FF
2017	12	32-14	46	2.5-7	0-0	1-0	3	0	1

CAREER HIGHS

Tackles: 9 vs. Tennessee State, 2017
Interceptions: 1 vs. Texas State, 2017



76 - HUNTER ATKINSON

T • 6-5, 295 • R-Jr.
Flowery Branch, Ga. (West Hall HS)

- * 2018 Preseason All-Sun Belt (second team)

- Third-year starter at left tackle who has started every game the last two years (24 straight)
- Played every offensive snap of 2017.
- Began his career at tight end before moving to tackle in the spring of 2016 after a redshirt year.



5 - TRA BARNETT

RB • 5-10, 185 • Jr.
Elberton, Ga. (Elbert County)

- Enters the 2018 season as one of the Panthers' primary running backs.

2017 SEASON HIGHLIGHTS

- Saw his first significant action of the season vs. App State and rushed for 42 yards on just five carries and caught three passes.

2016 SEASON HIGHLIGHTS

- Played in eight games as a true freshman
- Rushed for 109 yards on 22 carries (4.9-yard avg.) and averaged 24.5 yards on 13 kickoff returns with one touchdown.
- Saw his first action in Game 5 vs. Texas State, when he had three carries for 31 yards and two kickoff returns for 33 yards.
- Returned a kickoff 90 yards for a touchdown vs. Arkansas State.

CAREER STATISTICS

Year	G	Att	Yds	Avg	TD	LP	Rec	Yds	Avg	TD	LP
2016	8	22	107	4.9	0	13	3	29	9.7	0	12
2017	4	8	45	5.6	0	30	6	16	2.7	0	10
Total	12	30	152	5.1	0	30	9	45	5.0	0	12

Year	G	KOR	Yds	Avg	TD	LP	AIIP
2016	8	13	318	24.5	1	90	454
2017	4	0	0	0.0	0	0	61
Total	12	13	318	24.5	1	90	515

CAREER HIGHS

Rushing Attempts: 6 vs. UT Martin, 2016
Yards Rushing: 42 vs. App State, 2017
Receptions: 3 vs. App State, 2017; Idaho, 2017
Yards Receiving: 20 vs. Arkansas State, 2016



8 - TAZ BATEMAN

RB • 5-8, 185 • R-Sr.

Inglewood, Calif. (Junipero Serra/
Long Beach City College)

- Versatile skill player who has been hampered by injuries.

- Has played in just 11 games in three seasons but has 429 yards rushing on 103 carries and 13

receptions for 148 yards.

2017 SEASON HIGHLIGHTS

- Suffered a season-ending knee injury against ULM.
- Rushed for a career-high 100 yards on a school-record 29 carries at No. 5 Penn State. Also caught three passes and totalled 120 all-purpose yards.
- Totalled 124 all-purpose yards vs. Tennessee State, including a 39-yard touchdown catch.
- Had 100 all-purpose yards in win over ULM with 43 yards rushing on 10 carries and four reception for 55 yards.
- Missed the entire 2016 season with a knee injury.

2015 SEASON HIGHLIGHTS

- Finished the 2015 season with 270 yards rushing and 11 receptions for 118 yards in seven games. Averaged 5.1 yards per carry. Scored one touchdown rushing and one receiving.
- Caught a 24-yard touchdown pass vs. Charlotte in his GSU debut. Totalled 100 all-purpose yards with nine rushes for 63 yards and three catches for 37 yards.
- Rushed for 51 yards, including a 5-yard touchdown run, vs. Texas State, and 52 yards in win over Troy.

GAME-BY-GAME STATISTICS

2017	Rsh	Yds	TD	LP	Rec	Yds	TD	LP	All-P	TD
TSU	12	27	0	17	6	74	1	39	124	39 (rec)
PSU	29	100	0	17	3	19	0	11	120	
Charlotte	2	6	0	4	0	0	0	0	6	
Coastal	INJURED								
ULM	10	43	0	9	4	55	0	19	100	

2017	PR	Yds	TD	LP	KR	Yds	TD	LP
TSU	2	10	0	5	1	9	0	9
PSU	1	1	0	1	0	0	0	0
Charlotte	0	0	0	0	0	0	0	0
Coastal	INJURED						
ULM	2	3	0	5	0	0	0	0

2015	Rsh	Yds	TD	LP	Rec	Yds	TD	LP	All-P	TD
Charlotte	9	63	0	24	3	37	1	24	100	24 (rec)
NMSU	6	36	0	11	1	6	0	6	42	
Injured, missed 6 games										
Texas State	8	51	1	23	1	2	0	2	25	5 (rush)
USA	7	16	0	6	1	1	0	1	17	
Troy	10	52	0	14	2	11	0	8	63	
GS	8	24	0	10	2	52	0	45	76	
San Jose State	2	11	0	9	1	9	0	9	20	

CAREER STATISTICS

Year	G	Att	Yds	Avg	TD	LP	Rec	Yds	TD	LP
2015	7	50	253	5.1	1	24	11	118	1	45
2016	REDSHIRTED								
2017	4	53	176	3.3	0	17	13	148	1	39
Total	11	103	429	4.2	1	24	24	429	2	45

CAREER HIGHS

Rushing Attempts: 29 vs. Penn State, 2017

Yards Rushing: 100 vs. Penn State, 2017

Long Run: 24 vs. Charlotte, 2015

Receptions: 6 vs. Tennessee State, 2017

Yards Receiving: 74 vs. Tennessee State, 2017

Long Reception: 45 vs. Georgia Southern, 2015

All-Purpose Yards: 124 vs. Tennessee State, 2017

GAME-BY-GAME STATISTICS

2017	Rec	Yds	TD	LP	Touchdowns
Tennessee State	2	36	0	19	
Penn State	2	32	0	18	
Charlotte	2	12	0	7	
Coastal Carolina	0	0	0	0	
ULM	1	5	0	5	
Troy	1	17	0	17	
South Alabama	2	11	0	9	
Georgia Southern	0	0	0	0	
Texas State	3	43	0	34	
App State	2	32	0	22	
Idaho	1	7	0	7	
Western Kentucky	0	0	0	0	

2016	Rec	Yds	TD	LP	Touchdowns
Ball State	5	29	0	11	
Air Force	2	12	0	6	
Wisconsin	0	0	0	0	
App State	2	19	0	11	
Texas State	5	47	0	15	
Troy	9	122	1	29	25
UT Martin	1	35	0	35	
South Alabama	2	1	0	4	
Arkansas State	7	87	0	28	

2015	Rec	Yds	TD	LP	Touchdowns
Charlotte	3	26	0	11	
New Mexico State	1	7	0	7	
Oregon	4	29	1	14	14
Liberty	4	38	0	19	
App State	3	13	0	5	
Ball State	1	28	0	28	
Arkansas State	0	0	0	0	
UL Lafayette	1	15	0	15	
Texas State	3	63	0	45	
South Alabama	2	21	0	13	
Troy	0	0	0	0	
Georgia Southern	0	0	0	0	
San Jose State	3	56	1	33	19

CAREER HIGHS

Receptions: 9 vs. Troy, 2016

Yards: 122 vs. Troy, 2016

Long Reception: 45 vs. Texas State, 2015



45 - ROGER CARTER

TE • 6-2, 245 • So.

Columbia, S.C. (Blythewood)

- Top returner at tight end after a strong freshman season.

- Made one of the key plays of the season with his TD catch vs. WKU in AutoNation Cure Bowl. The 42-yard reception came on the end of a double-

reverse flea flicker and put GSU ahead for good in third quarter.

- Breakout game in win at Georgia Southern with four catches for 42 yards, including a 4-yard touchdown and a season-long 17-yard catch.
- Caught a 13-yard pass at the 2-yard line to set up a touchdown vs. App State.
- Saw his first action against Coastal Carolina and had his first reception at ULM.

CAREER STATISTICS

Year	G	Rec	Yds	Avg	TD	LP
2017	9	10	146	14.6	2	42

GAME-BY-GAME STATISTICS

2017	Rec	Yds	TD	LP	Touchdowns
Coastal Carolina.....	0	0	0	0	
ULM.....	1	6	0	6	
Troy.....	0	0	0	0	
South Alabama.....	0	0	0	0	
Georgia Southern.....	4	42	1	17	4
Texas State.....	0	0	0	0	
App State.....	1	13	0	13	
Idaho.....	0	0	0	0	
Western Kentucky.....	4	85	1	42	42

CAREER HIGHS

Receptions: 4 vs. Georgia Southern, 2017; Western Kentucky, 2017

Yards: 85 vs. Western Kentucky, 2017

Long Reception: 42 vs. Georgia Southern, 2017; Western Kentucky, 2017



2 - ED CURNEY

LB • 5-11, 220 • R-Jr.
Atlanta, Ga. (Carver)

- Returning starter at inside linebacker and a 2018 team captain
- Made his first start last season at Coastal Carolina and had five tackles with a TFL in the GSU win.

- Career-high 10 tackles in win at ULM.
- Earned playing time as a true freshman in 2015, then sat out the 2016 season with a shoulder injury.
- Recovered a fumbled kickoff to set up a touchdown at Oregon in 2015.

CAREER STATISTICS


Year	G	UA-A	Total	TFL	Sack	Int	PB	FR	FF
2015.....	11	7-10	17	0	0	0	0	1-0	0
2016.....	REDSHIRTED								
2017.....	10	17-24	41	1.5-2	0	0	0	0	0
Total.....	21	24-34	58	1.5-2	0	0	0	1-0	0

GAME-BY-GAME STATISTICS

2017	UA-A	Total	Sack	TFL	FF	FR	Int	PB	BK
Tenn. State.....	DNP-INJURED								
Penn State.....	0-1	1	0	0.5-1	0	0	0	0	0
Charlotte.....	2-3	5	0	0	0	0	0	0	0
Coastal.....	2-3	5	0	1-1	0	0	0	0	0
ULM.....	4-6	10	0	0	0	0	0	0	0
Troy.....	1-3	4	0	0	0	0	0	0	0
USA.....	2-1	3	0	0	0	0	0	0	0
GS.....	2-2	4	0	0	0	0	0	0	0
Texas State.....	DNP-INJURED								
App State.....	1-1	2	0	0	0	0	0	0	0
Idaho.....	3-1	4	0	0	0	0	0	0	0
WKU.....	0-3	3	0	0	0	0	0	0	0

CAREER HIGHS

Tackles: 10 vs. ULM, 2017



13 - DAN ELLINGTON

QB • 6-3, 205 • Jr.
Olive Branch, Miss. (Center Hill/
Itawamba (Miss.) CC)

- Junior college transfer competing for the starting quarterback position.
- NJCAA second-team All-America in 2017, when he ranked second in NJCAA with 356.8 passing

yards per game and fifth with 27 TD passes.

- Completed 230 of 353 passes (65 percent) for 3,211 yards with 27 TD and seven interceptions. Rushed for 392 yards and eight TD.



14 - DEVIN GENTRY

WR • 5-10, 190 • Jr.
Louisville, Ky. (Male)

- Versatile, speedy receiver who can also line up in the backfield and return kickoffs.
- Had the team's two longest receptions of 2017 at 69 and 71 yards.
- Averaged 21.6 yards on 12 receptions and 6.8 yards on 12 rushing attempts.
- Scored his first two touchdowns in win at ULM, one through the air and one on the ground.
- First he took a short pass from Conner Manning and turned it into a 69-yard touchdown.
- Then on a reverse, he took a pitch from Taz Bateman and raced around the left end and down the sideline for a 15-yard rushing touchdown.
- Had two more touchdowns in win at Texas State on receptions of 34 and 71 yards, both times catching a short pass and turning it into big play. Finished with three catches for 120 yards.
- Nephew of long-time NFL coach Sherman Lewis.

CAREER STATISTICS

Year	G	Rec	Yds	Avg	TD	LP	Rsh	Yds	TD	LP
2016.....	12	1	15	15.0	0	15	0	0	0	0
2017.....	12	12	259	21.6	3	71	12	82	1	27
Total.....	24	13	274	21.1	3	71	12	82	1	27

Year	G	KOR	Yds	Avg	TD	LP	All-P
2016.....	12	0	0	0.0	0	0	15
2017.....	12	8	173	21.6	0	46	514
Total.....	24	8	172	21.6	0	46	529

GAME-BY-GAME STATISTICS

2017	Rec	Yds	TD	LP	Rsh	Yds	TD	LP	All-P	TD
TSU.....	0	0	0	0	0	0	0	0	0	
PSU.....	0	0	0	0	0	0	0	0	0	
Charlotte.....	1	8	0	8	0	0	0	0	8	
Coastal.....	0	0	0	0	0	0	0	0	0	
ULM.....	1	69	1	69	1	15	1	15	84	69, 15
Troy.....	1	7	0	7	3	12	0	5	177	
USA.....	0	0	0	0	1	4	0	4	4	
GS.....	1	16	0	0	0	0	0	0	16	
Texas State.....	3	120	2	71	0	0	0	0	120	34, 71
App State.....	2	9	0	6	0	0	0	0	9	
Idaho.....	1	25	0	25	5	43	0	27	68	
WKU.....	2	5	0	10	2	8	0	10	15	

CAREER HIGHS

Receptions: 3 vs. Texas State, 2017

Yards Receiving: 120 vs. Texas State, 2017

Long Receptions: 71 vs. Texas State, 2017 (TD)

All-Purpose Yards: 177 vs. Troy, 2017



75 - SHAMARIOUS GILMORE

G • 6-3, 288 • R-So.
Riverdale, Ga. (Drew)

- * 2017 All-Sun Belt (honorable mention)
- * 2018 Preseason All-Sun Belt (second team)

• Young talent who has developed into one of the Panthers' most consistent linemen and earned All-

Sun Belt honors as a freshman.

- Started every game at left guard and played every offensive snap of 2017.
- Made history as the first offensive lineman in GSU history to score a touchdown. Recovered a blocked field goal in the end zone vs. Charlotte.



18 - PENNY HART

WR • 5-8, 180 • R-Jr.
Roswell, Ga. (King's Ridge Christian)

- * 2018 Preseason All-American
- * 2015 Freshman All-American
- * 2015 Sun Belt Freshman of the Year
- * 2015 & 2017 All-Sun Belt (first team)
- * Sun Belt Offensive Player of the Week
- * Biletnikoff Award Watch List

CAREER

- Two-time, first-team All-Sun Belt receiver. Just the second Panther to earn first-team All-Sun Belt honors twice.
- After 27 career games, he ranks third in GSU history in career receptions (153), receiving yards (2,281) and TD receptions (17).
- Ranks first among all FBS returnees in career receiving yards, second in touchdowns and fifth in receptions.
- The first Panther to record two 1,000-yard seasons.
- Career averages of 5.67 receptions and 84.5 yards per game
- At least one reception in every game he has played
- Has nine career 100-yard games.
- After a spectacular freshman season, he played in just two halves in 2016 due to injury and redshirted.

2017 SEASON HIGHLIGHTS

- First-team All-Sun Belt Conference
- Member of the Biletnikoff Award Watch List.
- Led the Sun Belt Conference with a school-record 74 receptions for 1,121 yards and eight touchdowns.
- Ranked 11th in FBS with 93.4 receiving yards per game and 17th with 6.2 receptions per game.
- Sun Belt Offensive Player of the Week (Oct. 16, 2017) after he set the GSU record with 190 yards receiving and tied his own school record with 11 catches vs. ULM. Caught touchdowns of 50, 25 and 22 yards and became first Panther to record three straight 100-yd games.
- Broke his own school record with 191 yards receiving on eight catches in win at Georgia Southern, including the game-winning touchdown on a spectacular 9-yard catch in the corner of the end zone with 2:31 left. Also had a career-long 70-yard reception down to the 5-yard line to set up GSU's second touchdown and a 53-yard reception on 3rd-and-10 from the GSU 19-yard line that flipped field position in the final eight minutes to set the stage for the Panthers' comeback.
- Had 11 receptions at Charlotte for 141 yards, including a 32-yard touchdown.
- Eight catches for 132 yards and a 7-yard TD at Coastal Carolina.
- Opened 2017 with five catches for 36 yards vs. Tennessee State
- Had seven receptions for 56 yards plus two rushes for nine yards at No. 5 Penn State.

- Suffered an ankle injury early in the regular-season finale vs. Idaho and was limited to just a handful of snaps in the AutoNation Cure Bowl win over WKU, but his one catch was a spectacular 27-yard reception that set up the go-ahead touchdown.

2015 SEASON HIGHLIGHTS

- FWAA Freshman All-America team
- Sun Belt Conference Freshman of the Year and first-team All-Sun Belt
- LED THE SUN BELT in receptions (5.5 pg) and receiving yards (84.5 pg) while ranking third with eight touchdown receptions.
- Tied the Georgia State record with 71 receptions for 1099 yards, the Sun Belt freshman record, and eight touchdowns.
- Second among all FBS freshmen in receiving yards (84.5 pg), receptions (5.5 pg) and touchdown receptions (8).
- Had nine catches for 128 yards at No. 12 Oregon.
- Tied the GSU single-game record with 11 receptions for 150 yards (seventh-best in GSU history, most by a freshman) and two TDs vs. New Mexico State.
- Made an immediate impact with a 53-yard touchdown reception on his first collegiate catch vs. Charlotte in the season opener.
- Added a 58-yard touchdown vs. Liberty.
- Five catches for 73 yards in win at Ball State.
- Seven receptions for 128 yards at Arkansas State with catches of 42 and 48 yards. Six catches for 113 yards and one touchdown (17 yards) vs. Texas State.
- Finished the regular season with eight catches for 129 yards, including a 63-yard touchdown--his longest reception--in win over Georgia Southern.
- Played receiver, running back and quarterback in high school.

CAREER STATISTICS

Year	G	Rec	Yds	Avg	TD	LP	Att	Yds	LP
2015	13	71	1099	15.5	8	63	3	11	5
2016	2	8	61	7.6	1	24	0	0	0
2017	12	74	1121	15.1	8	70	6	27	12
Total	27	153	2281	14.9	17	70	9	38	12

Year	G	PR	Yds	TD	LP	KR	Yds	TD	LP	AIIP
2015	13	0	0	0	0	0	0	0	0	1110
2016	2	1	0	0	0	0	0	0	0	61
2017	12	6	42	0	23	2	20	0	10	1210
Total	27	7	42	0	23	2	20	0	10	2381

GAME-BY-GAME STATISTICS

2017	Rec	Yds	TD	LP	Att	Yds	TD	LP	Touchdowns
Tenn. State	5	36	0	13	1	0	0	0	
Penn State	7	56	0	12	2	9	0	5	
Charlotte	11	141	1	32	1	12	0	12	32
CCU	8	132	1	31	0	0	0	0	7
ULM	11	190	3	50	2	5	0	3	50, 25, 22
Troy	5	32	1	21	0	0	0	0	3
South Alabama	6	98	1	45	1	1	0	1	8
Georgia Southern	8	191	1	70	0	0	0	0	9
Texas State	4	84	0	61	0	0	0	0	
App State	5	61	0	19	0	0	0	0	
Idaho	3	72	0	48	0	0	0	0	
WKU	1	27	0	27	0	0	0	0	

2016	Rec	Yds	TD	LP	PR	Yds	TD	LP	Touchdowns
Ball State	5	48	1	24	1	0	0	0	14
App State	3	13	0	12	0	0	0	0	

2015	Rec	Yds	TD	LP	Touchdowns
Charlotte	1	53	1	53	53
New Mexico State	11	150	2	45	15, 24
Oregon	9	128	0	44	
Liberty	3	62	1	58	58
App State	5	47	0	27	
Ball State	5	73	0	25	

Arkansas State.....	7	128	0	48	
UL Lafayette.....	5	97	0	34	
Texas State.....	6	113	1	34	17
South Alabama.....	7	77	1	31	11
Troy.....	5	38	1	12	12
Georgia Southern.....	6	119	1	63	63
San Jose State.....	1	14	0	14	

CAREER HIGHS

Receptions: 11 vs. New Mexico State, 2015; Charlotte, 2017; ULM, 2017

Yards: 191 vs. Georgia Southern, 2017

Long Reception: 70 vs. Georgia Southern, 2017 (TD)

TD Receptions: 3 vs. ULM, 2017

**37 - VICTOR HEYWARD**

OLB • 6-2, 220 • So.

Dacula, Ga. (Mill Creek)

- Moves into starting lineup at outside linebacker after earned playing time at outside linebacker and as a special teams standout as a true freshman.
- Started the final three games of 2017. Made 38 tackles on the year with five TFL, three sacks and

two pass breakups.

- Career-high seven tackles with two sacks for 19 yards and a pass breakup vs. Idaho.
- Made his first start vs. App State and had a career-high six tackles and a pass breakup. Was in on fourth-down stop at the goal line.
- Made five tackles in shutout win at Charlotte.
- Had a tackle for loss in the strong defensive effort vs. South Alabama.
- Had a sack and another tackle for loss in win at Texas State.

CAREER STATISTICS

Year	G	UA-A	Total	TFL	Sack	Int	PB	FR	FF
2017	12	23-15	38	5-26	3-25	0	2	0	0

GAME-BY-GAME STATISTICS

2017	UA-A	Total	Sack	TFL	FF	FR	Int	PB	BK
Tenn. State.....	0-0	0	0	0	0	0	0	0	0
Penn State.....	2-0	2	0	0	0	0	0	0	0
Charlotte.....	2-3	5	0	0	0	0	0	0	0
CCU.....	0-0	0	0	0	0	0	0	1	0
ULM.....	1-2	3	0	0	0	0	0	0	0
Troy.....	1-1	2	0	0	0	0	0	0	0
USA.....	3-0	3	0	1-2	0	0	0	0	0
GS.....	2-1	3	0	0	0	0	0	0	0
Texas State.....	2-1	3	1-6	2-7	0	0	0	0	0
App State.....	2-4	6	0	0	0	0	0	1	0
Idaho.....	6-1	7	2-19	2-19	0	0	0	1	0
WKU.....	1-2	3	0	0	0	0	0	0	0

CAREER HIGHS

Tackles: 7 vs. Idaho, 2017

TFL: 2 vs. Texas State, 2017, Idaho, 2017

**48 - OLIVER HOLDENSON**

P • 5-11, 195 • R-Jr.

Melbourne, Australia

- Left-footed, rugby-style punter from Australia who shares punting duties with Brandon Wright.
- Attended the famed ProKick academy in Melbourne.
- Also serves as the holder.

CAREER STATISTICS

Year	G	No.	Yds	Avg	LP	TB	FC	I20	50+
2016	3	6	225	37.5	64	1	0	1	1
2017	12	32	1226	38.3	49	2	3	14	0
Total	15	38	1451	38.2	64	3	2	15	1

GAME-BY-GAME STATISTICS

2017	Punts	Yds	Avg	LP	Ret	TB	I20	50+
Tenn. State.....	2	83	41.5	48	0-0	0	1	0
Penn State.....	6	223	37.2	41	2-37	0	3	0
Charlotte.....	3	104	34.7	40	0-0	0	3	0
Coastal Carolina.....	2	67	33.5	36	1-7	0	0	0
ULM.....	2	78	39.0	43	0-0	0	2	0
Troy.....	7	78	39.0	40	0-0	0	1	0
South Alabama.....	2	82	41.0	44	1-4	0	0	0
Georgia Southern.....	2	75	37.5	39	1-3	0	0	0
Texas State.....	2	82	41.0	43	1-16	1	0	0
App State.....	3	111	37.0	40	0-0	0	1	0
Idaho.....	3	124	41.3	49	0-0	1	1	0
WKU.....	3	119	39.7	45	0-0	0	2	0

**6 - JONATHAN IFEDI**

WR • 6-0, 195 • R-So.

Charlotte, Ga. (Vance)

- Had a strong finish to his redshirt freshman season with 14 catches for 128 yards over the final three games.
- For the season he was fifth on the team with 20 catches for 190 yards.
- Had his best game in the AutoNation Cure Bowl win over WKU with six catches for 56 yards.
- Made three catches for 42 yards vs. Appalachian State, including a season-long 30-yard reception.
- Added five receptions for 30 yards vs. Idaho.
- Had a 22-yard reception at No. 5 Penn State.
- Also had single catches vs. Charlotte, ULM, Troy and South Alabama.

CAREER STATISTICS

Year	G	Rec	Yds	Avg	TD	LP
2017	12	20	190	9.5	0	30

GAME-BY-GAME STATISTICS

2017	Rec	Yds	TD	LP	Touchdowns
Tennessee State.....	0	0	0	0	
Penn State.....	1	22	0	22	
Charlotte.....	1	4	0	4	
Coastal Carolina.....	0	0	0	0	
ULM.....	1	9	0	9	
Troy.....	1	8	0	8	
South Alabama.....	1	11	0	11	
Georgia Southern.....	0	0	0	0	
Texas State.....	1	8	0	8	
App State.....	3	42	0	30	
Idaho.....	5	30	0	11	
WKU.....	6	56	0	19	

CAREER HIGHS

Receptions: 6 vs. Western Kentucky, 2017

Receiving Yards: 56 vs. Western Kentucky, 2017

Long Reception: 30 vs. Appalachian State, 2017



81 - TAMIR JONES

WR • 6-0, 185 • So.
Norcross, Ga. (Stephenson)

- The Panthers' third-leading receiver in 2017 with 33 catches for 396 yards as a true freshman.
- Ended the regular season with career highs of six receptions for 82 yards vs. Idaho.
- Had a season-long 49-yard reception vs. Western

Kentucky in the AutoNation Cure Bowl on a spectacular catch down the sideline to the 26-yard line, setting up GSU's first touchdown.

- Five receptions for 75 yards vs. Troy with a season-long 39-yard catch.
- Had four catches for 33 yards in win over Charlotte.
- Two receptions for 24 yards in win at Coastal Carolina, including a 17-yard catch on 3rd-and-6 to keep a touchdown drive alive.
- Five catches for 32 yards in win at Texas State.

CAREER STATISTICS

Year	G	Rec	Yds	Avg	TD	LP
2017	12	33	396	12.0	0	49

GAME-BY-GAME STATISTICS

2017	Rec	Yds	TD	LP	Touchdowns
Tennessee State	0	0	0	0	
Penn State	1	5	0	5	
Charlotte	4	33	0	11	
Coastal Carolina	2	24	0	17	
ULM	2	33	0	18	
Troy	5	75	0	39	
South Alabama	3	19	0	10	
Georgia Southern	1	13	0	13	
Texas State	5	32	0	10	
App State	1	12	0	12	
Idaho	6	82	0	18	
Western Kentucky	3	68	0	49	

CAREER HIGHS

Receptions: 6 vs. Idaho, 2017

Receiving Yards: 82 vs. Idaho, 2017

Long Reception: 49 vs. Western Kentucky, 2017



38 - DEMARCUS KIRK

RB • 6-0, 220 • R-Sr.
Dora, Ala. (Dora/UAB)

- Downhill runner with 569 career rushing yards (sixth in GSU history) and five touchdowns ...
- Scored GSU's first touchdown in AutoNation Cure Bowl win over WKU with a 26-yard run.
- Rushed three times for 35 yards in the game.

- Scored the clinching touchdown on a 4-yard run with three minutes to play in 27-21 win at Coastal Carolina.
- Rushed for 56 yards on eight carries in win at ULM.
- Joined the program in 2015 after transferring from UAB after that program was discontinued.
- Rushed for 320 yards on 75 carries (4.3-yard average) and scored two touchdowns in 2015. Also caught eight passes for 84 yards.

CAREER STATISTICS

Year	G	Att	Yds	Avg	TD	LP	Rec	Yds	TD	LP
2015	10	75	320	4.3	2	33	8	84	0	21
2016	10	36	104	2.9	1	17	1	4	0	4
2017	11	25	145	5.8	2	26	0	0	0	0
Total	31	136	569	4.2	5	33	9	88	0	21

GAME-BY-GAME STATISTICS

2017	Rsh	Yds	TD	LP	Rec	Yds	TD	LP	All-P	TD
Tennessee St.	0	0	0	0	0	0	0	0	0	
Penn State	1	4	0	4	0	0	0	0	4	
Charlotte	1	5	0	5	0	0	0	0	5	
CCU	4	9	1	4	0	0	0	0	9	4
ULM	8	56	0	13	0	0	0	0	56	
Troy	DNP									
South Alabama	0	0	0	0	0	0	0	0	0	
Ga Southern	0	0	0	0	0	0	0	0	0	
Texas State	0	0	0	0	0	0	0	0	0	
App State	4	18	0	11	0	0	0	0	18	
Idaho	4	18	0	6	0	0	0	0	18	
WKU	3	35	1	26	0	0	0	0	35	26

2016	Rsh	Yds	TD	LP	Rec	Yds	TD	LP	All-P	TD
Ball State	1	4	0	4	0	0	0	0	4	
Air Force	4	12	0	4	0	0	0	0	12	
Wisconsin	2	-1	0	--	0	0	0	0	0	
App State	0	0	0	0	0	0	0	0	0	
Texas State	DNP-Injured									
UT Martin	1	0	0	0	0	0	0	0	0	
South Alabama	10	30	1	11	0	0	0	0	30	2
Ark State	8	29	0	9	0	0	0	0	29	
ULM	7	21	0	17	1	4	0	4	25	
GS	3	9	0	4	0	0	0	0	4	

2015	Rsh	Yds	TD	LP	Rec	Yds	TD	LP	All-P	TD
NMSU	12	49	0	10	0	0	0	0	49	
Oregon	6	42	0	20	0	0	0	0	42	
Liberty	1	3	0	3	0	0	0	0	3	
App State	6	26	0	15	0	0	0	0	26	
Ball State	12	27	0	10	5	48	0	16	71	
Arkansas State	9	32	1	11	2	28	0	21	60	2
UL Lafayette	14	85	0	33	0	0	0	0	85	
Texas State	10	47	0	10	0	0	0	0	47	
South Alabama	4	8	1	3	1	8	0	8	16	1
Troy	1	1	0	1	0	0	0	0	1	

CAREER HIGHS

Rushing Attempts: 14 vs. UL Lafayette, 2015

Yards Rushing: 85 vs. UL Lafayette, 2015

Long Run: 33 vs. UL Lafayette, 2015

Receptions: 5 vs. Ball State, 2015

Receiving Yards: 48 vs. Ball State, 2015

Long Reception: 21 vs. Arkansas State, 2015



5 - CHASE MIDDLETON

LB • 6-2, 235 • Sr.
Lilburn, Ga. (Brookwood)

- Returning starter and three-year letterwinner at inside linebacker.

2017 SEASON HIGHLIGHTS

- Second on the team in tackles with 65, along with three tackles for loss, an interception and a fumble recovery.
- Had his best game in AutoNation Cure Bowl win over WKU with six tackles, a sack, a fumble recovery and return for 19 yards and an interception on WKU's final possession.
- Game-high eight tackles in the Panthers' strong defensive effort vs. Georgia Southern.
- Had six tackle with a tackle for loss and a pass breakup in win at Texas State.
- Executed a fake punt with an 11-yard run vs. Idaho.

2016 SEASON HIGHLIGHTS

- Made 15 tackles at Air Force, equalling the fourth-highest single-game total in school history
- Had three tackles with a sack and a pass breakup at South Alabama.

- Added another sack the next game vs. Arkansas State.
- Played in every game as a true freshman in 2015, primarily on special teams

CAREER STATISTICS

Year	G	UA-A	Total	TFL	Sack	Int	PB	FR	FF
2015	13	7-2	9	1-3	0	0	0	0	0
2016	12	26-21	47	2.5-15	2-14	0	1	0	0
2017	11	36-29	65	3-9	1.5-7	1-0	1	1-19	0
Total	36	69-52	121	6.5-27	3.5-21	1-0	2	1-19	0

GAME-BY-GAME STATISTICS

2017	UA-A	Total	Sack	TFL	FF	FR	Int	PB	Blk
Tenn. State	3-4	7	0	0	0	0	0	0	0
Penn State	2-0	2	0	0	0	0	0	0	0
Charlotte	DNP-INJURED								
Coastal	3-3	6	0	0	0	0	0	0	0
ULM	3-4	7	0	0	0	0	0	0	0
Troy	2-2	4	0	0	0	0	0	0	0
USA	3-2	5	0	0.5-1	0	0	0	0	0
GS	5-3	8	0	0	0	0	0	0	0
Texas State	5-1	6	0	1-1	0	0	0	1	0
App State	3-3	6	0	0	0	0	0	0	0
Idaho	3-3	6	0.5-3	0.5-3	0	0	0	0	0
WKU	5-1	6	1-4	1-4	0	1-19	1-0	0	0

2016	UA-A	Total	Sack	TFL	FF	FR	Int	PB	Blk
Ball State	1-1	2	0	0	0	0	0	0	0
Air Force	6-9	15	0	0	0	0	0	0	0
Wisconsin	0-0	0	0	0	0	0	0	0	0
App State	0-1	1	0	0	0	0	0	0	0
Texas State	3-2	5	0	0	0	0	0	0	0
Troy	3-1	4	0	0.5-1	0	0	0	0	0
UT Martin	4-1	5	0	0	0	0	0	0	0
USA	2-1	3	1-6	1-6	0	0	0	1	0
Ark State	1-1	2	1-8	1-8	0	0	0	0	0
ULM	3-1	4	0	0	0	0	0	0	0
GS	2-2	4	0	0	0	0	0	0	0
Idaho	1-1	2	0	0	0	0	0	0	0

CAREER HIGHS

Tackles: 15 vs. Air Force, 2016

**72 - GABE MOBLEY**

OL • 6-2, 275 • R-Sr.

Moultrie, Ga. (Colquitt County)

- * 2017 CoSIDA Academic All-District*
- * D1 FAR Academic Excellence Award

- Three-year starter on the offensive line, either at center or right guard.
- One of three Panthers named to the 2017 CoSIDA Academic All-District team.
- Earned his degree in just three years and is now a second-year law student in Georgia State's College of Law.
- Has 35 career starts, including GSU's last 34 games.
- In 2017, he started two games at center and the rest at right guard.
- After making 24 starts at center, he moved to right guard for the Penn State game (Game 2) after a last-minute injury to starter Pat Bartlett and has been starting there since, except for the Texas State game when Paxton was injured.
- Played every offensive snap of the 2017 season.
- Named to the Preseason Watch List for the Rimington Trophy.
- Earned the starting job in 2015 as a redshirt freshman. Moved into the starting lineup for Game 2 and has played nearly every snap since then

**2 - JAQUEZ PARKS**

QB • 6-1, 205 • R-Sr.

Griffin, Ga. • Griffin/Hinds (Miss.) CC

- Reserve quarterback in his third year with the program.
- Saw his first action at quarterback for a kneel down against UT Martin. Then came in for one play, a 6-yard rush, at South Alabama.
- Joined the program in August after one season at Hinds (Miss.) CC, where he threw for 1,427 yards in nine games, with 16 TD passes and just four interceptions. Added 208 yards rushing and five TDs.
- Spent 2014 at Kennesaw State, where he redshirted.
- Georgia all-classification Player of the Year in 2013 at Griffin High School, which he led to a 15-0 record and the Class AAAA state title. Passed for 3,640 yards and 28 touchdowns while rushing for 1,329 yards and 17 scores as a senior.

CAREER STATISTICS

Year	G-GS	Cm-Att	Int	Pct	Yds	TD	LP	Sack	PG
2016	12-0	0-0	0	.000	0	0	0	0	0.0

Year	Rsh	Yards	Avg	TD	LP	Ply	Total	TDR
2016	1	6	6.0	0	6	1	6	0

GAME-BY-GAME STATISTICS

2016	C-A	Yds	TD	Int	LP	Rsh	Yds	TD	LP	TO-TD	Sck
South Ala	0-0	0	0	0	0	1	6	0	6	6-0	0

**44 - MICHAEL SHAW**

LB • 6-4, 240 • R-Sr.

Suwanee, Ga. (Lanier)

* 2017 All-Sun Belt (third team)

- Three-year starter at outside linebacker.
- GSU's career leader in tackles for loss with 25.5 and tied for third with 7.0 career sacks.
- Ranks seventh in school history with 169 career tackles.

2017 SEASON HIGHLIGHTS

- Tied for the team lead with six tackles for loss, including 1.5 sacks
- Fourth on the squad with 57 tackles, along with four pass breakups, a forced fumble and a fumble recovery on the season.
- Had seven tackles with two TFL as he helped the Panthers hold South Alabama to a school-record 41 yards rushing in the 21-13 victory.
- Had five tackles with 1.5 tackles for loss in shutout win at Charlotte.
- Recorded a sack and then a shared sack on consecutive plays in the fourth quarter of win at ULM.
- Forced and recovered a fumble at the GSU 21-yard line in the fourth quarter of the Panthers' 21-17 win at Georgia Southern. Also had seven tackles and a pass breakup.
- Game-high eight tackles and a pass breakup in AutoNation Cure Bowl win over Western Kentucky, which was limited to a school-record minus-2 rushing yards.

2016 SEASON HIGHLIGHTS

- Third on the team in tackles with 76 with a team-leading 12 tackles for loss and three sacks.
- Over the last six games he had 10 tackles for loss and three sacks while averaging 7.3 tackles.
- Had an interception, a tackle for loss and seven tackles at App State.
- Eight tackles with 2.5 tackles for loss to help hold UT Martin to just two field goals in 31-6 win.
- Also had eight tackles at South Alabama.
- Seven tackles with two sacks, forcing a fumble on one of them, vs. Arkansas State.

- Tied the GSU single-game record with four tackles for loss, including one sack, vs. ULM, along with a career-high 12 tackles.

2015 SEASON HIGHLIGHTS

- Third on the team with seven tackles for loss, including 2.5 sacks, as a redshirt freshman in 2015.
- Finished with 36 tackles.
- Had seven tackles with two TFL in win at New Mexico State.
- Sacked South Alabama quarterback by forcing an intentional grounding penalty on fourth down on the Jaguars' final possession in Georgia State's 24-10 win.
- Had another sack along with five tackles in win over Georgia Southern, helping hold the Eagles to seven points, 135 yards rushing and school-record 203 total yards.

CAREER STATISTICS

Year	G	UA-A	Total	TFL	Sack	Int	PB	FR	FF
2015	13	25-11	36	7-28	2.5-16	0	0	0	0
2016	12	40-36	76	12-55	3-21	1-0	0	0	1
2017	12	30-27	57	6.5-20	1.5-14	0	4	1-0	1
Total	37	95-74	169	25.5-103	7-41	1-0	5	1-0	2

GAME-BY-GAME STATISTICS

2017	UA-A	Total	Sack	TFL	FF	FR	Int	PB	Blk
Tenn. State	2-2	4	0	0	0	0	0	0	0
Penn State	0-1	1	0.5-1	0	0	0	0	0	0
Charlotte	2-3	5	0	1.5-9	0	0	0	0	0
Coastal	1-3	4	0	0	0	0	0	0	0
ULM	3-1	4	1.5-4	1.5-4	0	0	0	1	0
Troy	2-1	3	0	0	0	0	0	0	0
USA	5-2	7	0	2-4	0	0	0	0	0
GS	7-0	7	0	0	1	1-0	0	1	0
Texas State	3-0	0	0	0	0	0	0	0	0
App State	4-2	6	0	0	0	0	0	0	0
Idaho	2-3	5	0	0.5-1	0	0	0	1	0
WKU	1-7	8	0	0.5-0	0	0	0	1	0

2016	UA-A	Total	Sack	TFL	FF	FR	Int	PB	Blk
Ball State	3-2	5	0	0	0	0	0	0	0
Air Force	4-3	7	0	1-4	0	0	0	0	0
Wisconsin	2-0	2	0	0	0	0	0	0	0
App State	3-4	7	0	1-1	0	0	1-0	0	0
Texas State	0-4	4	0	0	0	0	0	0	0
Troy	3-4	7	0	0	0	0	0	0	0
UT Martin	7-1	8	0	2.5-12	0	0	0	0	0
USA	2-6	8	0	0.5-2	0	0	0	0	0
South Ala	4-3	7	2-16	2-16	1	0	0	0	0
ULM	9-3	12	1-5	4-14	0	0	0	0	0
GS	2-2	4	0	1-6	0	0	0	0	0
Idaho	1-4	5	0	0	0	0	0	0	0

2015	UA-A	Total	Sack	TFL	FF	FR	Int	PB	Blk
Charlotte	0-0	0	0	0	0	0	0	0	0
NMSU	3-4	7	0	2-6	0	0	0	0	0
Oregon	0-1	1	0	0	0	0	0	0	0
Liberty	3-0	3	0	0	0	0	0	0	0
App State	4-0	4	0	1-3	0	0	0	0	0
Ball State	2-1	3	0	0	0	0	0	0	0
Ark State	1-0	1	0	0	0	0	0	0	0
UL Lafayette	2-0	2	0	0	0	0	0	0	0
Texas State	0-0	0	0	0	0	0	0	0	0
USA	2-0	2	1-2	1-2	0	0	0	0	0
Troy	2-2	4	0.5-4	1-4	0	0	0	0	0
GS	3-2	5	1-10	1-10	0	0	0	0	0
SJS	2-1	3	0	1-3	0	0	0	0	0

CAREER HIGHS

Tackles: 12 vs. UL Monroe, 2016
Tackles for Loss: 4 vs. UL Monroe, 2016
Sacks: 2 vs. Arkansas State, 2016

**16 - JEROME SMITH**

CB • 5-10, 180 • R-Sr.
Atlanta, Ga. (Mays)

- Three-year starter at cornerback who has five career interceptions and 16 pass breakups.

2017 SEASON HIGHLIGHTS

- Grabbed an interception in the bowl game victory over Western Kentucky.
- Strong effort in win over South Alabama with six tackles and two key pass breakups, including one in the end zone late in the game.

2016 SEASON HIGHLIGHTS

- Tied for team lead the team with three interceptions.
- Key performer in a GSU secondary that finished sixth in the FBS in pass efficiency defense and eighth in passing yards allowed (173.9) and did not allow any pass play longer than 37 yards. Helped GSU lead the Sun Belt with 4.9 yards per play allowed.
- Missed UT Martin and South Alabama games with a hand injury; returned vs. Arkansas State with his hand in cast and made a career-high seven tackles.
- Grabbed interceptions on Ball State's first two possessions in the season opener, returning the first one 48 yards for a touchdown. Two interceptions in a game ties the school record, and his touchdown is just the second pick-six in GSU history.
- Made a big play at Appalachian State with a third-down sack that led to a 52-yard field goal attempt that was missed.
- Had his third interception vs. Texas State at the Bobcats 46-yard line, setting up a touchdown.
- Sacked Georgia Southern QB Favian Upshaw for a 6-yard loss on third down to force a punt.
- Career-high eight tackles and a pass breakup vs. Idaho

2015 SEASON HIGHLIGHTS

- Led team with school-record 11 breakups, along with one interception.
- Three pass breakups in win over New Mexico State, including one in final minute on 3rd down at the GSU 32, forcing NMSU to attempt a 39-yd FG that was missed.
- Season-high seven tackles with two pass breakups in win at Ball State.
- Had four tackles with a TFL and a pass breakup vs. UL Lafayette.
- Two tackles and two pass breakups to help the Panthers hold South Alabama to 282 total yards in 24-10 win.
- Grabbed his first interception in win over Troy. Also shared a sack on third down that took the Trojans out of field goal range and had a pass breakup and six tackles.

CAREER STATISTICS

Year	G	UA-A	Total	TFL	Sack	Int	PB	FR	FF
2015	12	27-17	44	2.5-17	1-7	1-0	11	0	0
2016	10	34-6	40	3-19	2-15	3-50	1	0	0
2017	11	31-7	38	1-2	0	1-(-1)	4	0	0
Total	33	92-30	122	6.5-34	3-22	5-49	16	0	0

GAME-BY-GAME STATISTICS

2017	UA-A	Total	Sack	TFL	FF	FR	Int	PB	BK
Tenn. State	3-1	4	0	0	0	0	0	1	0
Penn State	6-0	6	0	0	0	0	0	0	0
Charlotte	3-0	3	0	0	0	0	0	1	0
Coastal	1-1	2	0	1-2	0	0	0	0	0
ULM	1-0	1	0	0	0	0	0	0	0
Troy	1-1	2	0	0	0	0	0	0	0
USA	5-1	6	0	0	0	0	0	2	0
GS	2-1	3	0	0	0	0	0	0	0
Texas State	7-0	7	0	0	0	0	0	0	0
App State	3-1	4	0	0	0	0	0	0	0
Idaho	DNP-INJURED								
WKU	0-0	0	0	0	0	0	1-(-1)	0	0

2016.....UA-A	Total	Sack	TFL	FF	FR	Int	PB	BK
Ball State.....3-0	3	0	0	0	0	2-50	0	0
Air Force.....2-1	3	0	0	0	0	0	0	0
Wisconsin.....2-3	5	0	0	0	0	0	0	0
App State.....4-0	4	1-9	1-9	0	0	0	0	0
Texas State.....1-2	3	0	0	0	0	1-0	0	0
Troy.....2-0	2	0	0	0	0	0	0	0
UT Martin.....DNP-INJURED								
South Ala.....DNP-INJURED								
Ark State.....7-0	7	0	0	0	0	0	0	0
ULM.....2-0	0	0	0	0	0	0	0	0
GS.....3-0	3	1-6	1-6	0	0	0	0	0
Idaho.....8-0	0	0	0	0	0	0	1	0
2015.....UA-A	Total	Sack	TFL	FF	FR	Int	PB	BK
Charlotte.....4-2	6	0.5-3	0.5-3	0	0	0	0	0
NMSU.....3-2	5	0	0	0	0	0	3	0
Oregon.....DNP-INJURED								
Liberty.....1-3	4	0	0	0	0	0	0	0
App State.....1-1	2	0	0	0	0	0	1	0
Ball State.....4-3	7	0	0	0	0	0	2	0
Ark State.....3-1	4	0	0	0	0	0	0	0
UL Lafayette.....3-1	4	0	1-6	0	0	0	1	0
Texas State.....1-0	1	0	0	0	0	0	0	0
USA.....1-1	0	0	0	0	0	0	2	0
Troy.....4-2	6	0.5-4	0.5-4	0	0	1-0	1	0
GS.....1-0	1	0	0	0	0	0	0	0
SJS.....1-1	2	0	0.5-4	0	0	0	1	0

CAREER HIGHS

Tackles: 7 vs. Ball State, 2015; Arkansas State, 2016; Texas State, 2017

Interceptions: 2 vs. Ball State, 2016

Pass Breakups: 3 vs. New Mexico State, 2015

**55 - TERRY THOMAS**

DE • 6-3, 275 • Jr.


McDonough, Ga. (Luella)

- Starter at defensive end.
- Career-high six tackles, including a shared sack, in win at ULM (2017).
- Had a tackle for loss in win at South Alabama, in which GSU allowed a then-school record low 41 yards rushing.

- Two tackles and a 10-yard sack to help the Panthers hold WKU to a school-record minus-2 yards rushing in the AutoNation Cure Bowl victory

CAREER STATISTICS

Year.....G	UA-A	Total	TFL	Sack	Int	PB	FR	FF
2016.....11	10-7	17	0-0	0-0	0	0	0	1
2017.....11	4-22	26	2.5-18	1.5-18	0	0	0	1
Total.....22	14-29	43	2.5-18	1.5-18	0	0	0	2

**52 - DONTAE WILSON**

NG • 6-0, 285 • So.

Jefferson, Ga. (Jefferson)

- Moves into starting lineup at noseguard after making an impact as a true freshman in 2017.
- Tied for the team lead with four sacks, just one shy of the GSU season record. Finished with 24 tackles and five tackles for loss.

- Had a sack that caused a fumble at No. 5 Penn State.
- Added another sack in shutout win at Charlotte and shared sacks in win over ULM and South Alabama.

- Collected sack No. 4 in the AutoNation Cure Bowl win over Western Kentucky, helping the Panthers set a school record by allowing a net of minus-2 yards rushing.

CAREER STATISTICS

Year.....G	UA-A	Total	TFL	Sack	Int	PB	FR	FF
2017.....12	10-14	24	5-28	4-27	0	0	0	1

GAME-BY-GAME STATISTICS

2017.....UA-A	Total	Sack	TFL	FF	FR	Int	PB	BK
Tenn. State.....0-1	1	0	0	0	0	0	0	0
Penn State.....2-0	2	1-10	1-10	1	0	0	0	0
Charlotte.....3-0	3	1-8	1-8	0	0	0	0	0
CCU.....0-1	1	0	0	0	0	0	0	0
ULM.....1-4	5	0.5-2	0.5-2	0	0	0	0	0
Troy.....1-0	1	0	1-1	0	0	0	0	0
USA.....1-1	2	0.5-2	0.5-2	0	0	0	0	0
GS.....0-4	4	0	0	0	0	0	0	0
Texas State.....0-1	1	0	0	0	0	0	0	0
App State.....0-2	2	0	0	0	0	0	0	0
Idaho.....1-0	1	0	0	0	0	0	0	0
WKU.....1-0	1	1-5	1-5	0	0	0	0	0

**11 - AARON WINCHESTER**

QB • 6-2, 190 • R-Jr.

Lawrenceville, Ga. (Mount Pisgah HS)

- Competing for starting quarterback job after two seasons as Conner Manning's backup.

2017 SEASON HIGHLIGHTS

- Tossed a 39-yard touchdown pass to Taz Bateman vs. Tennessee State.
- Passed for 37 yards and rushed for 39 at No. 5 Penn State.

2016 SEASON HIGHLIGHTS

- Started two games in 2016.
- Made his first start vs. UT Martin, when starter Conner Manning was injured in Thursday practice. Passed for 119 yards (8-for-16) with a 7-yard TD pass to Glenn Smith. Rushed for 75 yards on 16 carries.
- Started the following game at South Alabama, rushing for 64 yards on 21 carries while throwing for 113 yards on 11-for-18 passes.
- Came off the bench in the fourth quarter of season opener vs. Ball State and directed a scoring drive, which he capped with a 13-yard TD run. Passed for 32 yards (4-8) and rushed for 59 yards on eight carries.
- Redshirted in 2015.

CAREER STATISTICS

Year.....G-GS	Cm-Att	Int	Pct	Yds	TD	LP	Sack	PG
2016.....5-2	24-45	2	.533	271	1	43	7	54.2
2017.....7-0	6-9	1	.667	102	1	36	4	51.0
Total.....17-2	30-54	3	.556	373	2	43	11	53.3

Year.....Rsh	Yards	Avg	TD	LP	Ply	Total	TDR	PG
2016.....48	197	4.1	1	21	93	468	2	95.0
2017.....21	79	3.8	0	20	29	181	1	25.9
Total.....70	283	4.0	1	21	122	656	3	54.7

GAME-BY-GAME STATISTICS

2017.....C-A	Yds	TD	Int	LP	Rsh	Yds	TD	LP	TO-TD	Sck
Tenn. State.....4-6	65	1	2	36	8	12	0	17	77-1	2
Penn State.....2-3	37	0	0	22	12	39	0	18	76-0	2
ULM.....0-0	0	0	0	0	1	20	0	0	20-0	0
GS.....0-0	0	0	0	0	1	4	0	0	4-0	0

2016.....C-A	Yds	TD	Int	LP	Rsh	Yds	TD	LP	TO-TD	Sck
Ball State.....4-8	32	0	0	18	8	59	0	21	91-0	1
Air Force.....1-3	7	0	0	7	3	-1	0	1	6-0	1
UT Martin.....8-16	119	1	2	43	16	75	0	18	194-1	1
USA.....11-18	113	0	0	25	21	64	0	20	177-0	4



93 - BRANDON WRIGHT

P-PK • 5-10, 180 • R-Jr.

Atlanta, Ga. (KIPP Atlanta Collegiate)

- Two-year starter who can handle punts, placements and kickoffs
- Ranks third in school history with 13 career field goals and third with a career average of 41.24 yards per punt.

2017 SEASON HIGHLIGHTS

- Made 12 field goals, including 8-for-10 over the final four games.
- Led the team with 64 points, the third-highest season total in school history
- Shared punting duties with Oliver Holdenson and averaged 44.4 yards (just behind the school record of 44.52) on 27 punts, with nine downed inside the 20. Nine punts of 50+ yards.
- Took over kickoff duties for the final four games and had 14 touchbacks on 20 kickoffs.
- Set school records with four field goals and 15 points by kicking in 33-30 win at Texas State. Had two 48-yarders--then his career long--and also hit from 22 and 29 yards. Also had six touchbacks on eight kickoffs and punted three times for a 46.3-yard average, including a 66-yarder.
- Nailed a career-long 50-yard field goal vs. Appalachian State, equaling the second-longest field goal in school history.
- Booted two field goals, including a 46-yarder, and a 71-yard punt (third-longest in school history) that was downed at the 8-yard line in win at ULM.
- Hit from 42 and 37 yards in the AutoNation Cure Bowl win over Western Kentucky.

2016 SEASON HIGHLIGHTS

- Averaged 39.8 yards on 60 punts in 2016, including 11 punts of 50 or more yards and 13 kicks downed inside the 20-yard line.
- Averaged 49.2 yards, with a net of 44.5, on four punts vs. Texas State. Also had eight kickoffs, resulting in a starting field position inside the 20-yard line.
- Averaged 46.6 yards on seven punts at Appalachian State, including one that went out of bounds at the 1-yard line.
- Made three clutch plays in win over Georgia Southern. Called upon as a placekicker for the first time, he booted an extra point and a 27-yard field goal. With time running down, he had a 49-yard punt to the 13-yard line with 1:14 left.

CAREER STATISTICS

Year	G	No.	Yds	Avg	LP	TB	FC	I20	50+
2016	12	61	2430	39.8	60	3	10	13	11
2017	11	27	1199	44.4	71	5	1	9	9
Total	23	85	3629	41.2	71	8	11	22	18

FIELD GOALS [] Indicates FG made

2016: [27GS], 25IDA

2017: [20TSU], 31PSU, 51CHA, 25CHA, 25CCU, [27ULM], [46ULM], [30TROY], 48TROY, 42TROY, 50USA, 32GS, 50GS, [48TXST], [48TXST], [22TXST], [29TXST], 45APP, [50APP], [28IDA], [42WKU], [37WKU], 54WKU

Year	G	PAT	FG	0-29	30-39	40-49	50+	LG	Pts
2016	12	1-2	1-2	1-2	0-0	0-0	0-0	27	4
2017	12	28-30	12-23	5-7	2-4	4-6	1-4	50	64
Total	24	29-32	11-22	6-9	2-4	4-6	1-4	50	68

GAME-BY-GAME STATISTICS

2017	Punts	Yds	Avg	LP	Ret	TB	I20	50+
Tenn. State.....	1	26	26.0	26	0-0	0	1	0
Penn State.....	1	35	35.0	35	1-17	0	0	0
Charlotte.....	1	47	47.0	47	0-0	1	0	0
Coastal Carolina.....	2	93	46.5	53	1-0	1	1	1
ULM.....	2	112	56.0	71	0-0	0	2	1
Troy.....	4	155	38.8	58	2-(-6)	0	2	1
South Alabama.....	3	148	49.3	53	1-14	1	1	1
Georgia Southern.....	5	223	44.6	58	3-47	2	1	1
Texas State.....	3	139	46.3	66	0-0	0	0	1
App State.....	2	93	46.5	49	0-0	0	1	0
Idaho.....	3	128	42.7	52	2-16	0	0	1
WKU.....	0	0	0.0	0	0-0	0	0	0

2016	Punts	Yds	Avg	LP	Ret	TB	I20	50+
Ball State.....	7	258	36.9	55	2-27	1	1	2
Air Force.....	4	128	32.0	60	0-0	0	1	1
Wisconsin.....	5	204	40.8	55	2-15	0	0	1
App State.....	7	326	46.6	53	2-17	2	2	3
Texas State.....	4	197	49.2	57	3-12	0	2	2
Troy.....	5	197	39.4	45	2-21	0	1	0
UT Martin.....	5	200	40.0	52	3-(-1)	0	0	1
South Alabama.....	7	236	33.7	47	2-14	0	1	0
Arkansas State.....	8	339	42.4	53	3-98	0	3	1
ULM.....	2	53	26.5	36	2-22	0	0	0
GS.....	5	209	41.8	49	3-67	0	2	0
Idaho.....	2	83	41.5	43	2-40	0	0	0

CAREER HIGHS

Field Goals Made: 4 vs. Texas State, 2017

Field Goals Attempted: 4 vs. Texas State, 2017

Long Field Goal: 50 vs. Appalachian State, 2017

PAT: 5 vs. ULM, 2017

Points: 15 vs. Texas State, 2017

Punts: 8 vs. Arkansas State, 2016

Punting Yards: 339 vs. Arkansas State, 2016

Punting Average (Minimum 3): 49.3 vs. South Alabama, 2017

Long Punt: 71 vs. ULM, 2017

2017 GEORGIA STATE FOOTBALL

Georgia State Combined Team Statistics (FINAL)

All games

Date	Opponent	Score	Att.	Record:	Overall	Home	Away	Neutral
Aug 31, 2017	TENNESSEE STATE	L 10-17	24333	All games	7-5	1-4	5-1	1-0
Sep 16, 2017	at Penn State	L 0-56	102746	Conference	5-3	1-3	4-0	0-0
Sep 23, 2017	at Charlotte	W 28-0	11029	Non-Conference	2-2	0-1	1-1	1-0
* Oct 07, 2017	at Coastal Carolina	W 27-21	15991					
* Oct 14, 2017	at ULM	W 47-37	12578					
* Oct 21, 2017	TROY	L 10-34	15388					
* Oct 26, 2017	SOUTH ALABAMA	W 21-13	12125					
* Nov 04, 2017	at Georgia Southern	W 21-17	18722					
* Nov 11, 2017	at Texas State	W 33-30	14017					
* Nov 25, 2017	APPALACHIAN STATE	L 10-31	13154					
* Dec 2, 2017	IDAHO	L 10-24	14163					
Dec 16, 2017	vs Western Kentucky	W 27-17	19585					
				Team Statistics				
				FIRST DOWNS				
				Rushing				
				Passing				
				Penalty				
				RUSHING YARDAGE				
				Rushing Attempts				
				Average Per Rush				
				Average Per Game				
				TDs Rushing				
				PASSING YARDAGE				
				Comp-Att-Int				
				Average Per Pass				
				Average Per Catch				
				Average Per Game				
				TDs Passing				
				TOTAL OFFENSE				
				Average Per Play				
				Average Per Game				
				KICK RETURNS: #-Yards				
				PUNT RETURNS: #-Yards				
				INT RETURNS: #-Yards				
				FUMBLES-LOST				
				PENALTIES-Yards				
				PUNTS-AVG				
				TIME OF POSSESSION/Game				
				3RD-DOWN Conversions				
				4TH-DOWN Conversions				
				Interceptions				
				Williams, Bryan				
				Applin, DeAndre				
				Stone, Cedric				
				Middleton, C.				
				Smith, Jerome				
				Allen, Antreal				
				Sullivan, C.				
				Punting				
				Holdenson, O.				
				Wright, Brandon				
				Hollingsworth				
				TEAM				
				Punt Returns				
				Bateman, Taz				
				Hart, Penny				
				Stone, Cedric				
				Sullivan, C.				
				Total				
				Opponents				
				Kick Returns				
				Smith, Glenn				
				Gentry, Devin				
				Hart, Penny				
				Carter, Roger				
				Traylor, James				
				Bateman, Taz				
				Total				
				Opponents				
				All Purpose				
				Smith, Glenn				
				Hart, Penny				
				Gentry, Devin				
				Total				
				Opponents				
				Total Offense				
				Manning, Conner				
				Smith, Glenn				
				Total				
				Opponents				
				Score by Quarters				
				1st	2nd	3rd	4th	OT
				Georgia State	71	60	38	75
				Opponents	62	82	75	78