



# BUCCANEER

## 20 FOOTBALL 18



### THE RUNDOWN

RECORD	OVERALL:	3-3
	BIG SOUTH	1-0
	NON-CONFERENCE	2-3
	HOME	2-1
	AWAY	1-2

### THE SCHEDULE

Date	Opponent	Time
Sept. 1	at Florida	L, 53-6
Sept. 22	Elon	L, 31-22
Sept. 29	at Hampton	W, 48-14
Oct. 6	at Savannah State	L, 23-3
Oct. 13	Virginia-Lynchburg	W, 58-6
Oct. 20	Presbyterian*	W, 41-7
Oct. 27	Kennesaw State*	6 p.m.
Nov. 3	at Monmouth*	1 p.m.
Nov. 10	Gardner-Webb*	3 p.m.
Nov. 17	at Campbell*	2 p.m.
Nov. 29	at The Citadel	7 p.m.

\*Big South Opponent // All times Eastern

### TUNE IN

VIDEO: ESPN+  
 PXP: Kevin O'Rourke  
 Booth Analyst: Danny Croghan III  
 Sideline Analyst: Danielle Hensley

### MEDIA RELATIONS

#### Seth Montgomery (Primary)

Associate A.D. / Communications & P.R.  
 Cell: (843) 259-4434  
 Email: smontgomery@csuniv.edu

#### Kevin O'Rourke (Secondary)

Director of Sports Media/Voice of the Bucs  
 Cell: (843) 607-9612  
 Email: korourke@csuniv.edu

#### Kennesaw State Contact: David Beall

Assistant A.D. for Communications  
 Phone: (470) 578-7872  
 Email: jbeall2@kennesaw.edu

### TABLE OF CONTENTS

Media Information	2
Numerical Roster	3
Alphabetical Roster	4
Depth Chart	5
Accolades	6-7
Offensive Notes	8-11
Defensive Notes	12-15
Special Teams Notes	16-17
Mark Tucker	18
Team Statistics	19-30
All-Time Series Records	31
Single Game Records	32-33
Last Time It Happened	34

### GAME 7 | NO. 2/2 KENNESAW STATE

Oct. 20, 2018 \* Charleston, S.C. \* 6 p.m. ET \* ESPN+



#### CHARLESTON SOUTHERN BIG SOUTH

2018 Record: 3-3/0-0  
 Head Coach: Mark Tucker  
 Career: 9-8 (2nd)  
 CSU: Same

#### QUICK HITS

Points/Game  
 Points Allowed/Game  
 Rush Yards/Game  
 Rush Yards Allowed/Game  
 Pass Yards/Game  
 Pass Yards Allowed/Game  
 Total Offense/Game



#### KENNESAW STATE BIG SOUTH

2018 Record: 6-1/2-0  
 Head Coach: Brian Bohannon  
 Career: 32-11 (4th)  
 KSU: Same



### RETURNING STATISTICAL LEADERS

#1 London Johnson  
 27-of-62, 256 yards, 3 TD, 4 INT

#### PASSING

#3 Chandler Burks  
 35-of-59, 547 yards, 5 TD, 1 INT

#26 Terrence Wilson  
 55 carries, 318 yards, 4 TD

#### RUSHING

#3 Chandler Burks  
 94 carries, 516 yards, 17 TD

#80 Kenny Dinkins  
 10 catches, 143 yards, 1 TD

#### RECEIVING

#15 Justin Sumpter  
 10 catches, 161 yards, 2 TD

#5 J.D. Sosebee  
 48 tackles, 4.0 TFL, 3 FR, 0.5 Sacks

#### DEFENSE

#41 Anthony Gore  
 41 tackles, 6.0 TFL, 3.0 Sacks

### AT A GLANCE

#### KEY STORYLINES

##### >>CHAMPIONSHIP BATTLES

Saturday's game has served as the de facto Big South Championship in each of the last three seasons as the Buccaneers welcome Kennesaw State to Buccaneer Field. CSU won the 2015 & 2016 contests, while Kennesaw State broke through last season with the 38-0 win at Fifth Third Stadium. Both teams are undefeated in conference play heading into Saturday.

##### >>GROUND GAME

Both teams place a heavy emphasis on running the football. Kennesaw State enters the contest ranked second in FCS in rushing offense (377.0 ypg) and are paced by the nation's rushing touchdown leader in quarterback Chandler Burks (17). CSU is 32nd in rushing (195.8 ypg). Last season, KSU rushed for 343 yards and limited CSU to 108 rushing yards in the Owls' win.

##### >>PASS DEFENSES RULE

With the heavy emphasis on rushing prevalent on both sidelines, having an effective passing game may be key for either team. CSU (1st, 121.5 ypg) and Kennesaw State (4th, 151.0 ypg) are among the nation's best at deterring the opposition from taking to the air this season.

#### SERIES INFORMATION

Overall: Fourth Meeting (CSU leads 2-1)  
 Buccaneer Field: Second Meeting (CSU leads 1-0)  
 Fifth Third Stadium: Series Tied 1-1  
 Neutral: N/A  
 First Meeting: Nov. 7, 2015 (at KSU - W, 28-14)  
 Last Meeting: Nov. 11, 2017 (at KSU - L, 38-0)  
 Streak: KSU Won Last One

#### The Venue

Stadium: Buccaneer Field  
 Capacity: 4,000  
 Surface: Field Turf



# 2018 CHARLESTON SOUTHERN FOOTBALL

## CHARLESTON SOUTHERN WEEKLY SCHEDULE

# GAME 7 | KENNESAW STATE

22 MON	23 TUES	24 WED	25 THU	26 FRI	27 SAT	28 SUN
Coach Tucker TV Interview - 1:30 p.m.	Coach Tucker Media Interview 3:30 p.m.	Practice - 4 p.m.	Practice - 4 p.m.	Team Walk Through - 4 p.m.	CSU GAMEDAY vs. Kennesaw State - 6:05 p.m. ET ESPN+	Off Day  No Media Availability
Practice - 5 p.m.	Practice - 4 p.m.					

### THE BASICS

Location (Founded).....	Charleston, S.C. (1964)
Address .....	P.O. Box 118087, Charleston, S.C. 29423-8087
Conference .....	Big South
Affiliation .....	NCAA Division I (FCS)
Enrollment .....	3,596
Colors .....	Blue (PMS 295) and Gold (PMS 7503)
Nickname .....	Buccaneers
Mascot .....	"Bucky"
Band .....	"Pride of the Lowcountry"
President .....	Dr. Dondi E. Costin
Faculty Representative .....	Dr. Todd Heldreth
Athletic Director .....	Jeff Barber
Assistant A.D.(Compliance)/SWA .....	Ashton Turner
Assistant A.D. (Media Relations) .....	Seth Montgomery
Assistant A.D. (Development) .....	Tyler Davis
Assistant A.D. (Internal Affairs) .....	James Bradley
Assistant A.D. (Student-Athlete Development) .....	Chad Scott
Assistant A.D. (Medical Services) .....	Brad Drake
Ticket Manager .....	Rachelle Bouronich
Administrative Assistant .....	Becky Bates
Athletic Department Phone .....	843-863-7678
Athletic Department Fax .....	843-863-7695
Ticket Office Phone .....	843-863-7670

### FACILITY INFORMATION

Facility .....	Buccaneer Field
Capacity .....	4,000
Surface .....	Field Turf
Record at Buccaneer Field .....	81-66

### HISTORY

First Year of Football .....	1991
All-Time Record .....	123-176
All-Time Big South Record .....	36-41
Conference Championships .....	3
..... (2005 Co-Champions), (2015 Outright), (2016 Co-Champions)	
Playoff Appearances .... 2015 (#8 national seed; reached FCS quarterfinals)	
..... 2016 (FCS First Round)	

### TEAM INFORMATION

2017 Overall Record .....	6-5
Home/Away .....	4-1/2-4
Big South Conference/Finish .....	3-2/3rd
Home/Away .....	1-1/2-1

### COACHING STAFF

Head Coach .....	Mark Tucker
Assistant Head Coach/Defensive Coord./LBs .....	Zane Vance
Defensive Line .....	Josh Cooper
Wide Receivers .....	Brad Robbins
Safeties .....	Mike Adams
Cornerbacks/Recruiting Coordinator .....	Bryant Foster
Running Backs .....	Malcolm Dixon
Tight Ends/Video Coordinator .....	Michael DeTerlizzi
Offensive Line .....	Matt White
Kickers/Punters and Director of Football Ops .....	David Padilla
Offensive Intern .....	Jackson Williamson
Graduate Assistant (Defense) .....	Aaron Brown

### MEDIA AVAILABILITY AND POLICY

#### WEEKLY GAME NOTES

Thank you for your coverage of CSU Football for the 2018 season. These game notes have been designed to provide local, regional and national media with useful information about the CSU football program, specific to this week's game. Additional information on CSU's history and tradition, along with much more in-depth team information can be found in your copy of the 2018 CSU Football Media Guide. You can also find more information at csusports.com. Should you need additional information such as photographs, video or additional media guides, please contact the CSU Sports Information office at (843) 863-7853.

#### CSUSPORTS.COM

Please visit csusports.com for press releases, updated player and coach bios, statistics, game notes, and schedules. The 2018 CSU Football Media Guide is available online in PDF at [http://csusports.com/sports/fball/2018-19/files/2018\\_CSU\\_Football\\_Media\\_Guide.pdf](http://csusports.com/sports/fball/2018-19/files/2018_CSU_Football_Media_Guide.pdf).

#### PRACTICES AND MEDIA AVAILABILITY

Members of the media will be invited to conduct interviews before and at the conclusion of practice. Please give at least 24 hours notice with special requests. (PLEASE NOTE THE CALENDAR ABOVE FOR MEDIA AVAILABILITY FOR THE WEEK.)

#### ATHLETIC STAFF INTERVIEWS

Interview requests for Athletic Director Jeff Barber or any other member of the athletic administration should be directed to Assistant A.D. for Media Seth Montgomery. Montgomery can be contacted at smontgomery@csuniv.edu or at (843) 863-7853.

#### SOCIAL MEDIA

Football Twitter: @CSUFB  
CSU Athletics Twitter: @CSUSports, @CSUGameDay  
Instagram: @CSUBucs  
Facebook: @CSUSports  
YouTube: @CSUSports

#### POSTGAME MEDIA AVAILABILITY

Postgame interviews will be conducted at field level at Buccaneer Field in the end zone closest to the CSU locker room. Coach Mark Tucker and select players will be available following the NCAA mandatory cooling off period. Members of the media are invited to move from the press box down to the field four minutes prior to the ending of the game. For road games, CSU will conduct interviews outside the locker room or in a location designated by the host school.

#### POLICY REMINDERS

Other than during the recognized interview time at practice sessions, press conferences and other organized media availability, interviews and information inquiries must be initiated and arranged through the Athletic Communications office prior to being conducted. Media members should not contact directly CSU players, coaches, support staff or other athletic department personnel for any reason. Some players may not be available at every practice depending on circumstances such as classes, exams or other obligations.

2018 CHARLESTON SOUTHERN FOOTBALL

NUMERICAL ROSTER

No.	Name	Pos.	Cl.	Ht.	Wt.	Hometown/(Previous School)
1	London Johnson	QB	R-Jr.	6-0	190	Clio, S.C. / Marlboro County
2	Ronnie Harris	RB	R-Jr.	5-10	205	Richmond Hill, Ga. / Richmond Hill
3	Jonathan Slaton	DB	R-Sr.	5-10	180	Lithonia, Ga. / Arabia Mountain
4	Geoffrey Wall	WR	Jr.	5-9	175	High Point, N.C. / High Point Central
5	J.D. Sosebee	LB	R-Jr.	6-0	215	Gainesville, Ga. / Gainesville
6	Shadarius Hopkins	DB	Sr.	5-10	185	Winnsboro, S.C. / Fairfield Central
7	Brandon Rowland	DB	R-Sr.	6-0	180	Irmo, S.C. / Irmo
8	Jack Chambers	QB	So.	5-10	170	Lilburn, Ga. / Parkview
9	Tyler Tekac	K	Sr.	6-0	160	Goose Creek, S.C. / Stratford
10	Christian Reid	QB	Fr.	6-0	171	Newnan, Ga. / East Coweta
11	Kameron Brown	WR	R-Jr.	6-3	220	Graniteville, S.C. / Midland Valley
12	Tyler Thomas	RB	Fr.	5-9	160	Carrollton, Ga. / Pebblebrook
13	James Allen	DB	Sr.	5-8	160	Ft. Lauderdale, Fla. / St. Thomas Aquinas (UMass)
14	Taz Lindsey	RB	Sr.	5-7	176	Augusta, Ga. / Aquinas (Feather River Coll.)
15	Qua-Von Scott	TE	R-Jr.	6-1	230	Athens, Ga. / Clarke Central
16	Saire Davis	WR	Sr.	6-2	170	Byron, Ga. / Peach County
17	Adam Allen	RB	Sr.	5-10	210	Aiken, S.C. / South Aiken
18	Chase Eighthmy	QB	Fr.	6-2	200	Waxhaw, N.C. / Cuthbertson
18	Johnny Robinson	DL	Sr.	6-1	260	Apopka, Fla. / Apopka
19	Damyjai Foster	DB	Fr.	5-10	170	Spartanburg, S.C. / Spartanburg
20	Darin Smalls	DB	R-Jr.	5-11	185	Summerville, S.C. / Summerville
22	Jamari Dunbar	RB	So.	5-8	192	Bamberg, S.C. / Bamberg-Ehrhardt
23	Kendrick Bell	RB	Fr.	5-8	182	Rocky Mount, N.C. / Southern Nash
24	Jarrold Stanley	DB	R-So.	5-9	165	Fairburn, Ga. / Creekside
25	Chanin Hamilton	RB	R-Jr.	5-10	198	Vienna, Ga. / Dooly County
26	Terrence Wilson	RB	So.	5-8	200	Leesville, S.C. / Batesburg-Leesville
27	Evan Cruz	DB	R-So.	5-8	170	Viera, Fla. / Viera
28	Craig Johnson	LB	R-Jr.	6-2	205	Swansea, S.C. / Swansea
29	Thaddeus Underwood	S	Fr.	6-2	186	Atlanta, Ga. / ELCA
30	Edward Pride, Jr.	DB	Fr.	5-11	185	Suwanee, Ga. / Collins Hill
31	Jonathan Glover II	DL	R-Sr.	6-1	220	Douglas, Ga. / Coffee County
32	Jonathan Earl	LB	So.	5-10	215	Cayce, S.C. / Airport
33	Tah'shim Knight	LB	So.	5-10	215	St. Petersburg, Fla. / Northside Christian
34	Solomon Brown	DE	R-Sr.	6-1	235	Central, S.C. / Daniel
35	Stefan Williams	LB	R-So.	6-1	230	Arcadia, Fla. / Desoto
36	Cameron Cain	DB	Sr.	5-11	165	Columbia, S.C. / Spring Valley
37	Stephon Pickett-Brown	DB	Jr.	5-11	180	Kissimmee, Fla. / Kissimmee Osceola (Iowa St.)
38	Kyle Syvarth	LB	So.	6-1	205	Marietta, Ga. / Lassiter
39	Hombre Kennedy	DB	Fr.	5-11	180	Summerville, S.C. / Ashley Ridge
40	Garrett Sayegh	LB	Fr.	5-9	195	Simpsonville, S.C. / Hillcrest
41	Aquantis Sajna	LB	Fr.	6-1	207	Atlanta, Ga. / Pebblebrook
43	Justin McIntire	LB	So.	6-0	215	Lexington, Ky. / East Jessamine (East LA Coll.)
44	John Chiaramonte Jr.	TE	R-So.	6-2	238	Clearwater Beach, Fla. / CCC (AFA Prep)
45	Markus Melvin	RB	Fr.	5-10	200	Florence, S.C. / West Florence
46	Ramero Rock	DE	R-So.	6-1	240	Sumter, S.C. / Sumter (GA. Military Coll.)
47	Alex Ustry	K	R-Fr.	5-10	185	McDonough, Ga. / ELCA
48	Theo Goodwin	DB	R-Fr.	5-11	185	Columbia, S.C. / Dreher
49	Ethan Ray	LS	R-So.	6-0	185	Boiling Springs, S.C. / Boiling Springs
50	Edward King	LB	R-So.	6-1	225	Hollywood, Fla. / Hallandale
51	Joe Gold	OL	R-Sr.	6-3	270	Fort Myers, Fla. / South Ft. Myers (FAU)

COACHING STAFF LOCATIONS

Sidelines

Head Coach .....	Mark Tucker
Assistant Head Coach/Defensive Coord./LBs .....	Zane Vance
Offensive Line.....	Matt White
Defensive Line.....	Josh Cooper
Cornerbacks.....	Bryant Foster
Tight Ends Coach.....	Mike DeTerlizzi
Kickers/Punters and Director of Football Ops.....	David Padilla
Graduate Assistant (Offense).....	David Olson
Graduate Assistant (Operations).....	Mike Marangelli

Press Box

Running Backs .....	Malcolm Dixon
Safeties .....	Mike Adams
Wide Receivers.....	Brad Robbins
Offensive Assistant .....	Jackson Williamson
Defensive Assistant .....	J.T. Waters
Graduate Assistant (Defense) .....	Aaron Brown
Student-Assistant.....	Josh Rodgers

No.	Name	Pos.	Cl.	Ht.	Wt.	Hometown/(Previous School)
52	Nick Salley	DE	Jr.	5-10	225	Walterboro, S.C. / Colleton
53	D'Andra Thompson	OL	So.	6-3	250	Orangeburg, S.C. / Orangeburg-Wilkinson
54	Gage Bostwick	OL	R-Sr.	6-2	275	Altamonte Springs, Fla. / Lake Brantley
55	Preston Nichols	OL	Fr.	6-3	262	Charlotte, N.C. / West Mecklenburg
56	Bailey Ottaway	OT	Fr.	6-5	275	Flowery Branch, Ga. / Flowery Branch
57	Tyrel Smith	LB	R-Jr.	6-3	195	Camden, S.C. / Camden
58	John Brown	DL	Fr.	6-3	246	Douglasville, Ga. / Douglas County
60	Caleb Brannon	OL	R-Jr.	6-0	295	Spartanburg, S.C. / Dorman
61	Travis White	OL	Sr.	6-0	250	York, S.C. / York
65	Stephen Haralambis	OL	R-Jr.	6-3	270	Chapin, S.C. / Chapin
66	JD Rice	OL	R-Jr.	6-2	255	Orlando, Fla. / Lake Nona
70	Alex Thompson	OL	R-Sr.	6-2	270	Spartanburg, S.C. / Spartanburg
71	Daviyon McDaniel	OL	R-Fr.	6-3	265	Sumter, S.C. / Sumter
72	Caleb Brame	OL	Fr.	6-4	250	Greenville, N.C. / DH Conley
73	Christian Lewis	OL	So.	6-1	260	North Charleston, S.C. / Stall
74	Leroy Henry	OL	Jr.	6-2	320	St. Cloud, Fla. / St. Cloud
76	JT Melton	OL	R-Fr.	6-2	285	Chesterfield, S.C. / Dillon
77	Jarrold Downer	OL	R-Jr.	6-3	265	Swainsboro, Ga. / Emmanuel Co. Inst.
78	Zack Evans	OL	R-Jr.	6-2	285	Florence, S.C. / South Florence
79	Brackin Smith	OL	R-Jr.	6-3	270	Bogart, Ga. / North Oconee
80	Kenny Dinkins	WR	R-Sr.	5-10	185	Lawtey, Fla. / Bradford
81	Demetrius Jones	WR	Fr.	6-4	178	Jacksonville, N.C. / Northside
82	Jaquan Williams	WR	R-So.	6-3	180	Simpsonville, S.C. / Woodmont
83	Patrick Smith	TE	Fr.	6-1	210	Spartanburg, S.C. / Boiling Springs
84	Tyree Baptiste	WR	Fr.	5-11	165	Clermont, Fla. / East Ridge
85	Cayden Jordan	WR	Fr.	6-2	180	Tampa, Fla. / Gaither
86	Garris Schwarting	WR	Jr.	5-10	160	Bamberg, S.C. / Bamberg Ehrhardt
88	Travay Hatten	TE	R-Jr.	6-4	220	Pageland, S.C. / Central
90	Shaundre Mims	DL	R-Fr.	6-0	228	Vanceboro, N.C. / West Craven
91	Jacob Garibay	DL	R-Jr.	6-1	230	Hanahan, S.C. / Hanahan
92	Nicholas Hughes	LB	Fr.	5-11	200	Bamberg, S.C. / Bamberg-Ehrhardt
93	Sa'Veon Butler	DL	Fr.	6-0	255	Bamberg, S.C. / Bamberg-Ehrhardt
94	Taequan Washington	DT	Fr.	5-11	285	Savannah, Ga. / Calvary Day
95	Kyle Reighard	K/P	R-Jr.	6-2	197	Salem, Va. / Salem
96	Jon Pohahau	DL	Jr.	6-2	290	Redwood City, Calif. / Wilcox (San Fran. City CC)
97	Miller Braddock	K	So.	6-1	160	Hartsville, S.C. / Hartsville
98	Hayden Mitchem	DE	Fr.	6-2	218	Spartanburg, S.C. / Byrnes
99	Jahid Beamon	DT	Jr.	6-1	295	Easton, Pa. / Wilson Area (Ellsworth CC)
	Kyris Barnett	RB	Fr.	5-9	180	Brooks, Ga. / Whitewater
	Tim Brown		Fr.	-/-		-/-
	Eishaun Funnys	DL	R-Jr.	6-2	295	Hemingway, S.C. / Hemingway
	JaRon Godbolt	S	So.	5-10	170	Trussville, Ala. / Hewitt-Tressville
	Josh Griz	ATH	Fr.	6-0	190	Hilton Head Island, S.C. / Hilton Head Prep
	Gabriel Harmon	LB	Fr.	5-9	188	Newberry, S.C. / Newberry
	Aaron Harrison	DL	Fr.	5-10	275	Fayetteville, N.C. / Gray's Creek
	Zach Hayden	S	R-Jr.	6-0	190	Hartsville, S.C. / Hartsville
	Hayden Ligon	OL	Fr.	6-0	250	Jacksonville, N.C. / Jacksonville
	Patrick Murphy	DE	Fr.	6-3	225	Myrtle Beach, S.C. / St. James
	Darian Reeves	OL	Fr.	6-2	315	Laurinburg, N.C. / Scotland
	Jerome Rice III	LB	Fr.	6-0	212	Spartanburg, S.C. / Spartanburg
	Dante Singleton	WR	So.	6-1	170	Sumter, S.C. / Crestwood
	Bryson Smith	WR	Fr.	6-4	185	Clemson, S.C. / Daniel
	Isaiah Sullivan	WR	R-So.	6-3	190	Mauldin, S.C. / Mauldin
	Corey Sutton	DB	Fr.	5-8	161	Charlotte, N.C. / Hough
	Anton Williams	DE	So.	6-3	215	Marianna, Fla. / Marianna
	Amani Williams-Casteal	DE	Fr.	6-2	246	North Augusta, S.C. / North Augusta

PRONUNCIATION GUIDE

#3 - Jonathan SLay-ton
#5 - J.D. Soes-bee
#6 - Shah-dare-ee-us Hopkins
#7 - Brandon Row-land
#9 - Tyler Tee-kak
#15 - Quay-von Scott
#16 - Sy-ear Davis
#19 - Dam-ah-jay Foster
#25 - Chan-in Hamilton
#33 - Tah-shim Knight
#38 - Kyle Sy-varth
#41 - Ah-qwan-tis San-yay
#44 - John Chee-are-mon-tay
#47 - Alex Ush-ree
#71 - Day-vee-on McDaniel

#88 - Trah-vay Hatten
#90 - Shawn-dre Mims
#91 - Jacob Gare-ih-bay
#94 - Tay-qwan Washington
#95 - Kyle Rye-guard
#96 - Jon Poh-ha-hah
#99 - Jah-eed Bee-mon

COACHES

Wide Receivers - Mike Dee-Terr-lee-zee
Kickers/Punters/Qps - David Pah-dee-ah

# 2018 CHARLESTON SOUTHERN FOOTBALL

## ALPHABETICAL ROSTER

No.	Name	Pos.	Cl.	Ht.	Wt.	Hometown/(Previous School)
17	Adam Allen	RB	Sr.	5-10	210	Aiken, S.C. / South Aiken
13	James Allen	DB	Sr.	5-8	160	Ft. Lauderdale, Fla. / St. Thomas Aquinas (UMass)
84	Tyree Baptiste	WR	Fr.	5-11	165	Clermont, Fla. / East Ridge
	Kyris Barnett	RB	Fr.	5-9	180	Brooks, Ga. / Whitewater
99	Jahid Beamon	DT	Jr.	6-1	295	Easton, Pa. / Wilson Area (Ellsworth CC)
23	Kendrick Bell	RB	Fr.	5-8	182	Rocky Mount, N.C. / Southern Nash
54	Gage Bostwick	OL	R-Sr.	6-2	275	Altamonte Springs, Fla. / Lake Brantley
97	Miller Braddock	K	So.	6-1	160	Hartsville, S.C. / Hartsville
72	Caleb Brame	OL	Fr.	6-4	250	Greenville, N.C. / DH Conley
60	Caleb Brannon	OL	R-Jr.	6-0	295	Spartanburg, S.C. / Dorman
58	John Brown	DL	Fr.	6-3	246	Douglasville, Ga. / Douglas County
11	Kameron Brown	WR	R-Jr.	6-3	220	Graniteville, S.C. / Midland Valley
34	Solomon Brown	DE	R-Sr.	6-1	235	Central, S.C. / Daniel
	Tim Brown		Fr.		- / -	
93	Sa'Veon Butler	DL	Fr.	6-0	255	Bamberg, S.C. / Bamberg-Ehrhardt
36	Cameron Cain	DB	Sr.	5-11	165	Columbia, S.C. / Spring Valley
8	Jack Chambers	QB	So.	5-10	170	Lilburn, Ga. / Parkview
44	John Chiaramonte Jr.	TE	R-So.	6-2	238	Clearwater Beach, Fla. / CCC (AFA Prep)
27	Evan Cruz	DB	R-So.	5-8	170	Viera, Fla. / Viera
16	Saire Davis	WR	Sr.	6-2	170	Byron, Ga. / Peach County
80	Kenny Dinkins	WR	R-Sr.	5-10	185	Lawtey, Fla. / Bradford
77	Jarrold Downer	OL	R-Jr.	6-3	265	Swainsboro, Ga. / Emmanuel Co. Inst.
22	Jamari Dunbar	RB	So.	5-8	192	Bamberg, S.C. / Bamberg-Ehrhardt
32	Jonathan Earl	LB	So.	5-10	215	Cayce, S.C. / Airport
	Chase Eighmy	QB	Fr.	6-2	200	Waxhaw, N.C. / Cuthbertson
78	Zack Evans	OL	R-Jr.	6-2	285	Florence, S.C. / South Florence
19	Damyjai Foster	DB	Fr.	5-10	170	Spartanburg, S.C. / Spartanburg
	Eishaun Funnye	DL	R-Jr.	6-2	295	Hemingway, S.C. / Hemingway
91	Jacob Garibay	DL	R-Jr.	6-1	230	Hanahan, S.C. / Hanahan
31	Jonathan Glover II	DL	R-Sr.	6-1	220	Douglas, Ga. / Coffee County
	JaRon Godbolt	S	So.	5-10	170	Trussville, Ala. / Hewitt-Tressville
51	Joe Gold	OL	R-Sr.	6-3	270	Fort Myers, Fla. / South Ft. Myers (FAU)
48	Theo Goodwin	DB	R-Fr.	5-11	185	Columbia, S.C. / Dreher
	Josh Griz	ATH	Fr.	6-0	190	Hilton Head Island, S.C. / Hilton Head Prep
25	Chanin Hamilton	RB	R-Jr.	5-10	198	Vienna, Ga. / Dooly County
65	Stephen Haralambis	OL	R-Jr.	6-3	270	Chapin, S.C. / Chapin
	Gabriel Harmon	LB	Fr.	5-9	188	Newberry, S.C. / Newberry
2	Ronnie Harris	RB	R-Jr.	5-10	205	Richmond Hill, Ga. / Richmond Hill
	Aaron Harrison	DL	Fr.	5-10	275	Fayetteville, N.C. / Gray's Creek
88	Travay Hatten	TE	R-Jr.	6-4	220	Pageland, S.C. / Central
	Zach Hayden	S	R-Jr.	6-0	190	Hartsville, S.C. / Hartsville
74	Leroy Henry	OL	Jr.	6-2	320	St. Cloud, Fla. / St. Cloud
6	Shadarius Hopkins	DB	Sr.	5-10	185	Winnsboro, S.C. / Fairfield Central
92	Nicholas Hughes	LB	Fr.	5-11	200	Bamberg, S.C. / Bamberg-Ehrhardt
28	Craig Johnson	LB	R-Jr.	6-2	205	Swansea, S.C. / Swansea
1	London Johnson	QB	R-Jr.	6-0	190	Clio, S.C. / Marlboro County
81	Demetrius Jones	WR	Fr.	6-4	178	Jacksonville, N.C. / Northside
85	Cayden Jordan	WR	Fr.	6-2	180	Tampa, Fla. / Gaither
39	Hombre Kennedy	DB	Fr.	5-11	180	Summerville, S.C. / Ashley Ridge
50	Edward King	LB	R-So.	6-1	225	Hollywood, Fla. / Hallandale

## COACHING STAFF LOCATIONS

### Sidelines

Head Coach.....	Mark Tucker
Assistant Head Coach/Defensive Coord./LBs.....	Zane Vance
Offensive Line.....	Matt White
Defensive Line.....	Josh Cooper
Cornerbacks.....	Bryant Foster
Tight Ends Coach.....	Mike DeTerlizzi
Kickers/Punters and Director of Football Ops.....	David Padilla
Graduate Assistant (Offense).....	David Olson
Graduate Assistant (Operations).....	Mike Marangelli

### Press Box

Running Backs.....	Malcolm Dixon
Safeties.....	Mike Adams
Wide Receivers.....	Brad Robbins
Offensive Assistant.....	Jackson Williamson
Defensive Assistant.....	J.T. Waters
Graduate Assistant (Defense).....	Aaron Brown
Student-Assistant.....	Josh Rodgers

# GAME 7 | KENNESAW STATE

No.	Name	Pos.	Cl.	Ht.	Wt.	Hometown/(Previous School)
33	Tah'shim Knight	LB	So.	5-10	215	St. Petersburg, Fla. / Northside Chr.
73	Christian Lewis	OL	So.	6-1	260	North Charleston, S.C. / Stall
	Hayden Ligon	OL	Fr.	6-0	250	Jacksonville, N.C. / Jacksonville
14	Taz Lindsey	RB	Sr.	5-7	176	Augusta, Ga. / Aquinas (Feather River Coll.)
71	Daviyon McDaniel	OL	R-Fr.	6-3	265	Sumter, S.C. / Sumter
43	Justin McIntire	LB	So.	6-0	215	Lexington, Ky. / East Jessamine (East LA Coll.)
76	JT Melton	OL	R-Fr.	6-2	285	Chesterfield, S.C. / Dillon
45	Markus Melvin	RB	Fr.	5-10	200	Florence, S.C. / West Florence
90	Shaundre Mims	DE	R-Fr.	6-0	228	Vanceboro, N.C. / West Craven
98	Hayden Mitchem	DE	Fr.	6-2	218	Spartanburg, S.C. / Byrnes
	Patrick Murphy	DE	Fr.	6-3	225	Myrtle Beach, S.C. / St. James
55	Preston Nichols	OL	Fr.	6-3	262	Charlotte, N.C. / West Mecklenburg
56	Bailey Ottaway	OT	Fr.	6-5	275	Flowery Branch, Ga. / Flowery Branch
37	Stephon Pickett-Brown	DB	Jr.	5-11	180	Kissimmee, Fla. / Kissimmee Osceola (Iowa St.)
96	Jon Pohahau	DL	Jr.	6-2	290	Redwood City, Calif. / Wilcox (San Fran. City CC)
30	Edward Pride, Jr.	DB	Fr.	5-11	185	Suwanee, Ga. / Collins Hill
49	Ethan Ray	LS	R-So.	6-0	185	Boiling Springs, S.C. / Boiling Springs
	Darian Reeves	OL	Fr.	6-2	315	Laurinburg, N.C. / Scotland
10	Christian Reid	QB	Fr.	6-0	171	Newnan, Ga. / East Coweta
95	Kyle Reighard	K/P	R-Jr.	6-2	197	Salem, Va. / Salem
66	JD Rice	OL	R-Jr.	6-2	255	Orlando, Fla. / Lake Nona
	Jerome Rice III	LB	Fr.	6-0	212	Spartanburg, S.C. / Spartanburg
18	Johnny Robinson	DL	Sr.	6-1	260	Apopka, Fla. / Apopka
46	Ramero Rock	DE	R-So.	6-1	240	Sumter, S.C. / Sumter (GA Military Coll.)
7	Brandon Rowland	DB	R-Sr.	6-0	180	Irmo, S.C. / Irmo
41	Aquantis Sajna	LB	Fr.	6-1	207	Atlanta, Ga. / Pebblebrook
52	Nick Salley	DE	Jr.	5-10	225	Walterboro, S.C. / Colleton
40	Garrett Sayegh	LB	Fr.	5-9	195	Simpsonville, S.C. / Hillcrest
86	Garris Schwarting	WR	Jr.	5-10	160	Bamberg, S.C. / Bamberg Ehrhardt
15	Qua-Von Scott	TE	R-Jr.	6-1	230	Athens, Ga. / Clarke Central
	Dante Singleton	WR	So.	6-1	170	Sumter, S.C. / Crestwood
3	Jonathan Slaton	DB	R-Sr.	5-10	180	Lithonia, Ga. / Arabia Mountain
20	Darin Smalls	DB	R-Jr.	5-11	185	Summerville, S.C. / Summerville
79	Brackin Smith	OL	R-Jr.	6-3	270	Bogart, Ga. / North Oconee
	Bryson Smith	WR	Fr.	6-4	185	Clemson, S.C. / Daniel
83	Patrick Smith	TE	Fr.	6-1	210	Spartanburg, S.C. / Boiling Springs
57	Tyrel Smith	LB	R-Jr.	6-3	195	Camden, S.C. / Camden
5	J.D. Sosebee	LB	R-Jr.	6-0	215	Gainesville, Ga. / Gainesville
24	Jarrold Stanley	DB	R-So.	5-9	165	Fairburn, Ga. / Creekside
	Isaiah Sullivan	WR	R-So.	6-3	190	Mauldin, S.C. / Mauldin
	Corey Sutton	DB	Fr.	5-8	161	Charlotte, N.C. / Hough
38	Kyle Syvarth	LB	So.	6-1	205	Marietta, Ga. / Lassiter
9	Tyler Tekac	K	Sr.	6-0	160	Goose Creek, S.C. / Stratford
12	Tyler Thomas	RB	Fr.	5-9	160	Carrollton, Ga. / Pebblebrook
70	Alex Thompson	OL	R-Sr.	6-2	270	Spartanburg, S.C. / Spartanburg
53	D'Andra Thompson	OL	So.	6-3	250	Orangeburg, S.C. / Orangeburg-Wilkinson
29	Thaddeus Underwood	S	Fr.	6-2	186	Atlanta, Ga. / ELCA
47	Alex Usry	K	R-Fr.	5-10	185	McDonough, Ga. / ELCA
4	Geoffrey Wall	WR	Jr.	5-9	175	High Point, N.C. / High Point Central
94	Taequan Washington	DT	Fr.	5-11	285	Savannah, Ga. / Calvary Day
61	Travis White	OL	Sr.	6-0	250	York, S.C. / York
31	Anton Williams	DE	So.	6-3	215	Marianna, Fla. / Marianna
82	Jaquan Williams	WR	R-So.	6-3	180	Simpsonville, S.C. / Woodmont
35	Stefan Williams	LB	R-So.	6-1	230	Arcadia, Fla. / Desoto
	Amani Williams-Casteal	DE	Fr.	6-2	246	North Augusta, S.C. / North Augusta
26	Terrence Wilson	RB	So.	5-8	200	Leesville, S.C. / Batesburg-Leesville

## PRONUNCIATION GUIDE

#3 - Jonathan Slay-ton
#5 - J.D. Soes-bee
#6 - Shah-dare-ee-us Hopkins
#7 - Brandon Row-land
#9 - Tyler Tee-kak
#15 - Quay-von Scott
#16 - Sy-ear Davis
#19 - Dam-ah-jay Foster
#25 - Chan-in Hamilton
#33 - Tah-shim Knight
#38 - Kyle Sy-varth
#41 - Ah-qwan-tis San-yay
#44 - John Chee-are-mon-tay
#47 - Alex Ush-ree
#71 - Day-vee-on McDaniel

#88 - Trah-vay Hatten
#90 - Shawn-dre Mims
#91 - Jacob Gare-ih-bay
#94 - Tay-qwan Washington
#95 - Kyle Rye-guard
#96 - Jon Poh-ha-hah
#99 - Jah-eed Bee-mon

## COACHES

Wide Receivers - Mike Dee-Terr-lee-zee  
Kickers/Punters/Qps - David Pah-dee-ah

## BUCCANEER TWO-DEEP

## BUCCANEER OFFENSE

Pos.	No.	Name	Ht.	Wt.	Yr.	2018 GP/GS	Career GP/GS	Note
WR	80	Kenny Dinkins	5-10	185	R-Sr.	6/4	38/16	Three career multi-TD games; 2nd leading receiver with 228 yds
	86	Garris Schwarting	5-10	160	Jr.	3/1	4/1	Recorded two catches for 86 yards, including a 72-yard TD against VUL
WR	16	Saire Davis	6-2	170	Sr.	5/5	37/16	Second career multi-TD game against Savannah State; 3rd WR with 176 yds
	80	Kenny Dinkins	5-10	185	R-Sr.	6/4	38/16	Three career multi-TD games; 2nd leading receiver with 228 yds
H	14	Taz Lindsey	5-7	176	Sr.	5/3	15/3	Averaged 5.0 ypc in 2018; Four games with at least 75 all-purpose yards
	4	Geoffrey Wall	5-9	175	Jr.	4/3	24/7	Season-high two catches for 57yds in win vs. Point
QB	1	London Johnson	6-0	190	R-So.	5/5	19/8	336 total yards in CSU win over Savannah State in second career start
	8	Jack Chambers	5-10	170	R-Fr.	5/2	5/2	Redshirted in 2018; Tallied over 5,000 yards passing, 40 TDs in HS
RB	26	Terrence Wilson	5-8	200	So.	6/6	16/8	Change-of-pace back in 2018; 100-yard rushing, two TDs vs. MVSU
	25	Chanin Hamilton	5-10	198	R-Jr.	5/0	23/5	14 car. for 27yds against Miss. St. and Elon; Back from injury vs. SSU
RB	2	Ronnie Harris	5-10	205	R-Jr.	6/5	24/12	First collegiate TD vs. MVSU; 5.3 ypc in 2017 with 71 yds at Indiana
	17	Adam Allen	5-10	210	Sr.	5/0	27/0	Averaged 5.3 ypc in 2017; 23 career games at RB with the Bucs
TE	88	Travay Hatten	6-4	220	R-Jr.	6/2	27/6	Lined up in 10 games at TE as a sophomore; Recorded catch at Miss. State
	44	John Chiaramonte	6-2	238	So.	14/0	14/0	Primarily lines up on the CSU special teams units
LT	79	Brackin Smith	6-3	270	R-Jr.	6/6	18/16	Lined up in 10 games in 2017; Former Georgia 8-AAAA All-Region selection
	77	Jarrold Downer	6-3	265	R-Jr.	3/0	6/0	Lined up against Florida State in 2016; Three games in relief in 2017
LG	78	Zack Evans	6-2	285	R-Jr.	6/6	19/12	Redshirted in 2015; 12 games over the last two seasons
	70	Alex Thompson	6-2	270	R-Sr.	2/0	17/7	Started first five game at LT in 2017; Finished with 28 knockdown blocks
C	51	Joe Gold	6-3	270	R-Sr.	6/6	14/13	Redshirted in 2017 due to injury; Started eight games at C in 2016
	76	JT Melton	6-2	285	R-Fr.	3/0	3/0	Redshirted in 2017; Former four-time All-State selection at Dillon HS
RG	65	Stephen Haralambis	6-3	270	R-Jr.	4/4	20/17	Redshirted in 2015; Finished with 34 knockdown blocks; Started all 11 games
	60	Caleb Brannon	6-0	295	R-Jr.	5/2	22/7	Started one game at center; 13 knockdowns in 2017
RT	54	Gage Bostwick	6-2	275	R-Sr.	6/6	30/15	Made his season debut at Indiana; Started last five games for CSU
	55	Preston Nichols	6-3	262	Fr.	1/0	1/0	Offensive Lineman of the Year at West Mecklenburg HS in Charlotte, N.C.

## BUCCANEER DEFENSE

Pos.	No.	Name	Ht.	Wt.	Yr.	2018 GP/GS	Career GP/GS	Note
DE	33	Jonathan Glover	6-1	220	R-Sr.	6/6	6/6	Douglas, Ga. native who lined up at Coffee County HS
	46	Ramero Rock	6-1	240	R-So.	3/0	3/0	Transfer from Georgia Military College; 25 TFL and 12 sacks at GMC
DT	18	<b>Johnny Robinson</b>	<b>6-1</b>	<b>260</b>	<b>Sr.</b>	<b>6/6</b>	<b>36/28</b>	<b>2nd on team with 5.5 sacks; Career-high 3.0 TFL vs. Monmouth</b>
	90	Shaundre Mims	6-0	220	R-Fr.	6/1	6/1	Redshirted in 2017; Two-time All-Conference selection at West Craven HS
NT	99	Jahid Beamon	6-1	295	Jr.	6/2	6/2	Transfer from Ellsworth CC; 44 tackles, 1 sack, 10.0 TFL at Ellsworth
	96	Jon Pohahau	6-2	290	Jr.	6/3	6/3	Two-time First Team All-League selection at San Francisco City College
BUC	34	<b>Solomon Brown</b>	<b>6-1</b>	<b>224</b>	<b>R-Sr.</b>	<b>6/6</b>	<b>38/37</b>	<b>2016 All-American; 2.5 sacks and an INT against Savannah State</b>
	52	Nick Salley	5-10	225	Jr.	6/0	12/0	Appeared in six games last season; did not record any statistics
SLB	28	Craig Johnson	6-2	205	R-Jr.	6/3	21/4	Multiple tackles in four of final five games; Nine tackles vs. Liberty
	41	Aquanits Sajna	6-1	207	Fr.	2/0	2/0	Three-Time First Team All-Region selection from Pebblebrook HS in Atlanta
MLB	50	Edward King	6-1	225	R-So.	6/6	9/6	2017 season ended in injury; Eight tackles in opener at Mississippi State
	38	Kyle Syvarth	6-1	205	So..	6/1	8/1	Four tackles in season opener vs. Miss. St.; strong special teams player
WLB	5	<b>J.D. Sosebee</b>	<b>6-1</b>	<b>220</b>	<b>R-Jr.</b>	<b>6/6</b>	<b>24/21</b>	<b>Season-high 11 tackles in season opener; 60yd FR for TD vs. Point</b>
	32	Jonathan Earl	5-10	215	Jr.	6/0	14/0	Eight games on defense and special teams; Three tackles vs. Point
CB	13	James Allen	5-8	160	Sr.	6/6	15/7	UMass transfer; Three tackles in opener vs. Miss. St.; PB in two games
	27	Evan Cruz	5-8	170	Jr.	6/0	10/0	Two tackles in season opener; special teams ace
SS	7	<b>Brandon Rowland</b>	<b>6-0</b>	<b>180</b>	<b>Sr.</b>	<b>6/6</b>	<b>31/16</b>	<b>Eight tackles in opener vs. Mississippi State; Transitioned from CB to S</b>
	30	Edward Pride, Jr.	5-11	185	Fr.	6/0	6/0	All-Region selection from Carrollton HS in Carrollton, Ga.
FS	6	<b>Shadarius Hopkins</b>	<b>5-10</b>	<b>185</b>	<b>Sr.</b>	<b>6/6</b>	<b>39/30</b>	<b>Third career INT vs. MVSU; 11 tackles in opener Miss. St.</b>
	20	Darin Smalls	5-11	185	R-Jr.	4/0	12/0	Redshirted in 2017; Three-star prospect from Summerville HS
CB	3	Jonathan Slaton	5-10	180	R-Sr.	6/6	39/16	Ball-hawking corner with 10 starts to his career; Blocked Kick vs. Point
	24	Jarrold Stanley	5-9	165	R-Jr.	-	8/0	Eight games at corner and special teams; Two PBs vs. MVSU

## BUCCANEER SPECIAL TEAMS

Pos.	No.	Name	Ht.	Wt.	Yr.	2018 GP/GS	Career GP/GS	Note
P	95	<b>Kyle Reighard</b>	<b>6-2</b>	<b>185</b>	<b>R-Jr.</b>	<b>6/6</b>	<b>18/17</b>	<b>29th nationally in 2017 with 41.4-yd punting average</b>
PK	9	<b>Tyler Tekac</b>	<b>6-0</b>	<b>160</b>	<b>Sr.</b>	<b>6/6</b>	<b>38/38</b>	<b>Career-long 49 last year over Point; Two GW kicks in 2017 (GWU/LIB)</b>
LS	69	<b>Ethan Ray</b>	<b>6-0</b>	<b>185</b>	<b>R-So.</b>	<b>6/6</b>	<b>17/17</b>	<b>Perfect snap record in 2017; key to CSU last-second FG at GWU</b>
KO	47	Alex Usry	5-10	185	R-Fr.	4/4	4/4	Redshirted in 2017; All-State kicker from ELCA in Georgia
RS	14	<b>Taz Lindsey</b>	<b>5-7</b>	<b>176</b>	<b>Sr.</b>	<b>6/6</b>	<b>16/13</b>	<b>Third in NCAA in PR Avg (10.0ydp); Fifth in Big South in KR yds (307)</b>

*Italics denote 2018 Big South Preseason All-Conference selections*

## 2018 BIG SOUTH STANDINGS

Team	Big South	PCT	Overall	PCT	Streak
Kennesaw State	2-0	1.000	6-1	0.857	W6
Monmouth	1-0	1.000	5-2	0.714	W3
Charleston So.	1-0	1.000	3-3	0.500	W2
Campbell	0-1	0.000	5-2	0.714	L1
Gardner-Webb	0-1	0.000	1-6	0.143	L6
Presbyterian	0-2	0.000	2-4	0.333	L3

## BIG SOUTH SCHEDULE

**Saturday, October 20**

Campbell at Monmouth*	1 p.m.	ESPN3
Presbyterian at Charleston Southern*	6 p.m.	ESPN+

**Saturday, October 27**

Monmouth at Presbyterian*	2:30 p.m.	ESPN+
Gardner-Webb at Campbell*	4 p.m.	ESPN3
Kennesaw State at Charleston Southern*	6 p.m.	ESPN+

**Saturday, November 3**

Charleston Southern at Monmouth*	1 p.m.	ESPN3
Presbyterian at Gardner-Webb*	1:30 p.m.	ESPN+
Campbell at Kennesaw State*	2 p.m.	ESPN+

**Saturday, November 10**

Campbell at Presbyterian*	Noon	ESPN+
Kennesaw State at Monmouth*	Noon	ESPN3
Gardner-Webb at Charleston Southern*	3 p.m.	ESPN+

**Saturday, November 17**

Presbyterian at Wofford	1:30 p.m.	ESPN+
Monmouth at Gardner-Webb*	1:30 p.m.	
Charleston Southern at Campbell*	2 p.m.	
Jacksonville State at Kennesaw State	3 p.m.	

## BY THE NUMBERS

## CHARLESTON SOUTHERN

	NCAA	Big South	Value
Total Offense	111	4	281.5
Rushing Offense	32	3	195.8
Passing Offense	122	6	85.7
Team Passing Efficiency	112	5	100.76
Scoring Offense	47	4	29.7
Total Defense	15	2	301.0
Rushing Defense	32	3	195.8
Passing Yards Allowed	1	1	121.5
Team Passing Efficiency Defense	89	5	142.81
Scoring Defense	25	3	22.3
Turnover Margin	26	3	+0.67
3rd Down Conversion Percentage	86	6	0.338
4th Down Conversion Percentage	82	6	0.400
3rd Down Conversion Percentage Defense	30	3	0.329
4th Down Conversion Percentage Defense	40	2	0.429
Red Zone Offense	48	2	0.833
Red Zone Defense	57	5	0.810
Net Punting	5	2	40.90
Punt Returns	28	2	12.73
Kickoff Returns	38	2	22.25
First Downs Offense	124	6	76
First Downs Defense	9	1	99
Fewest Penalties Per Game	65	6	6.67
Fewest Penalty Yards Per Game	59	4	56.83
Time of Possession	87	5	28:35

## FCS PRESEASON NATIONAL POLLS

## STATS FCS TOP 25

Rk	School	Votes	Rec.	PV
1	North Dakota State (163)	7-0	4,075	1
2	<b>Kennesaw State</b>	<b>6-1</b>	<b>3,865</b>	<b>3</b>
3	James Madison	5-2	3,728	4
4	Weber State	5-2	3,447	7
5	Eastern Washington	5-2	3,133	9
6	UC Davis	6-1	3,051	10
7	South Dakota State	4-2	2,948	2
8	<b>Elon</b>	<b>5-2</b>	<b>2,760</b>	<b>11</b>
9	Wofford	5-2	2,614	12
10	Towson	6-1	2,559	13
11	Illinois State	5-2	2,428	8
12	Jacksonville State	5-2	2,182	5
13	Central Arkansas	5-2	1,869	15
14	McNeese	5-2	1,854	6
15	Stony Brook	6-2	1,845	18
16	Colgate	6-0	1,753	17
17	Northern Iowa	4-3	1,465	25
18	North Carolina A&T	6-2	1,338	19
19	Princeton	6-0	933	23
20	Nicholls	4-3	900	20
21	Delaware	5-2	859	24
22	North Dakota	5-2	667	NR
23	Sam Houston State	4-3	584	14
24	Maine	4-3	489	16
25	ETSU	6-2	415	21

Others receiving votes: Dartmouth (394), Southeast Missouri State (195), Chattanooga (132), Florida A&M (125), Rhode Island (111), Idaho State (91), UIW (70), Murray State (28), Montana State (21), Montana (12), Missouri State (11), Monmouth (9), San Diego (6), Western Illinois (4), Samford (2), Mercer (2), Alcorn State (11)

## FCS COACHES POLL

Rk	School	Rec.	Votes	PV
1	North Dakota State (26)	7-0	650	1
2	<b>Kennesaw State</b>	<b>6-1</b>	<b>623</b>	<b>2</b>
3	James Madison	5-2	595	5
4	Eastern Washington	5-2	559	8
5	Weber State	5-2	550	9
6	<b>Elon</b>	<b>5-2</b>	<b>486</b>	<b>11</b>
7	Wofford	5-2	448	12
8	South Dakota State	4-2	443	3
9	Illinois State	5-2	424	7
10	Towson	6-1	390	14
11	Colgate	6-0	379	13
12	Jacksonville State	5-2	363	4
13	UC Davis	6-1	343	16
14	Central Arkansas	5-2	324	15
15	Stony Brook	6-2	299	17
16	McNeese	5-2	270	6
17	Princeton	6-0	222	T18
18	North Carolina A&T	6-2	216	T18
19	Nicholls	4-3	137	22
20	Dartmouth	6-0	135	24
21	Delaware	5-2	128	25
22	Sam Houston State	4-3	118	10
23	Northern Iowa	4-3	104	NR
24	North Dakota	5-2	90	NR
25	East Tennessee State	6-2	72	21

Others receiving votes: Maine, 17; Southeast Missouri St., 17; Chattanooga, 14; Idaho St., 12; Florida A&M, 7; Rhode Island, 7; UIW, 5; Montana St., 3.

## KENNESAW STATE

	NCAA	Big South	Value
Total Offense	13	1	477.1
Rushing Offense	2	1	377.0
Passing Offense	119	5	100.1
Team Passing Efficiency	2	1	181.05
Scoring Offense	2	1	48.1
Total Defense	5	1	264.1
Rushing Defense	20	2	113.1
Passing Yards Allowed	4	4	151.0
Team Passing Efficiency Defense	13	2	102.65
Scoring Defense	5	1	12.4
Turnover Margin	24	2	+0.71
3rd Down Conversion Percentage	3	1	0.506
4th Down Conversion Percentage	10	1	0.684
3rd Down Conversion Percentage Defense	4	1	0.274
4th Down Conversion Percentage Defense	49	3	0.462
Red Zone Offense	32	1	0.865
Red Zone Defense	45	4	0.786
Net Punting	2	1	42.08
Punt Returns	60	4	8.71
Kickoff Returns	1	1	45.70
First Downs Offense	19	1	164
First Downs Defense	9	1	99
Fewest Penalties Per Game	45	4	6.00
Fewest Penalty Yards Per Game	74	5	61.86
Time of Possession	5	1	33:24

## 2018 CHARLESTON SOUTHERN FOOTBALL

### OPPONENT OUTLOOK

Defending Big South champion Kennesaw State University was tabbed the favorite in the conference's annual preseason football for the 2018 campaign as voted by the league's head coaches and media panel. The Owls were near unanimous favorites, as KSU collected 17 of the 18 first-place votes and finished with 107 out of a possible 108 points to claim the top spot.

Kennesaw State redshirt senior quarterback Chandler Burks and Owls' redshirt sophomore linebacker Bryson Armstrong were voted the Big South Conference's 2018 Preseason Offensive and Defensive Players of the Year, respectively, by the league's head football coaches and media panel.

It's the fourth meeting all-time between the Bucs and the Owls. CSU won the first two matchups between the programs in 2015 and 2016. The Owls topped the Bucs for the first time last season at Fifth Third Bank Stadium, 38-0.

Quarterback Chandler Burks is once again among the national leaders in scoring this season. The Owls' senior signal caller leads the nation with 17 touchdown carries on the year and has added five scores through the air. The 2017 Walter Payton finalist is once again in the running for the award given to the nation's top offensive performer.

Kennesaw State is second in FCS in rushing offense on the season at 377.0 yards per game on the ground. The Owls have utilized their ball control to sit fifth in the nation in time of possession (33:24) and 19th in first downs gained (164).

Kennesaw State's offense has also been among the nation's best in third-down conversion percentage at 50.6%.

As strong as KSU's offense has been, its defense has been equally impressive. The Owls are fourth in FCS in third-down defensive percentage (0.274), ninth in first downs defense (99), 20th in rushing defense (113.1), and fourth in pass defense (151.0).



### KSU'S LAST GAME

#### OWLS OUTFRAN GARDNER-WEBB FOR SIXTH STRAIGHT VICTORY

The No. 2 Kennesaw State football team racked up 490 yards and seven touchdowns on the ground to defeat Gardner-Webb, 56-17, Saturday afternoon.

#### HOW IT HAPPENED

Quarterback Chandler Burks recorded three of the Owls' rushing scores, his sixth straight game with multiple rushing touchdowns as Kennesaw State improved to 6-1 overall and 2-0 in league play.

Charlie Patrick led the defense, tying his career-high with seven tackles followed by Bryson Armstrong with six.

#### NOTES

- Kennesaw State has won 14 straight regular season games against FCS opponents, improving to 4-0 all-time against Gardner-Webb.
- The Owls recorded two scoring drives under one minute, bringing their season total to 10.
- KSU has recorded at least six rushing touchdowns in five of the last six games.
- This is the fourth time this season the Owls have rushed for more than 400 yards, third straight.
- Five Owls logged at least 70 yards rushing.
- KSU has now recorded over 500 yards of total offense in back-to-back games, and four times this season.
- The Owls have recorded a takeaway in 21 straight games.
- Gardner-Webb's 17 points snaps a five-game streak of holding opponents to 13 points or less.
- KSU has not allowed a sack in six straight games.

### KENNESAW STATE PLAYERS TO WATCH

#### #3 CHANDLER BURKS | QB | 5-10 | 190 | GR. | DOUGLASVILLE, GA. | SOUTH PAULDING HS

GP	EFFIC	COMP-ATT-INT	PCT	YDS	TD	LG	AVG/G
7	161.78	35-59-1	59.32 %	547	5	60	78.14

#### #33 DARNELL HOLLAND | RB | 5-10 | 195 | SR. | BOWDON, GA. | BOWDON HS

GP	ATT	GAIN	LOSS	NET	AVG	TD	LG	AVG/G
7	34	411	8	403	11.9	3	75	57.57

#### #15 JUSTIN SUMPTER | WR | 6-3 | 217 | SR. | TYRONE, GA. | SANDY CREEK HS

GP	NO.	YDS	AVG	TD	LG	AVG/G
5	25	323	12.9	2	66	64.6

#### #41 ANTHONY GORE | LB | 6-0 | 201 | SR. | STATESBORO, GA. | STATESBORO HS

GP	UA	A	TOT	TFL/YDS	SK-YDS	INT-YDS	BRUP	QBH	FR-YDS	FF	BLK	SAF
7	30	11	41	6.0-26	3.0-20	0	0	0	0	0	0	0

## GAME 7 | KENNESAW STATE

### HOW PC FARES AGAINST

#### ...the BIG SOUTH

OPPONENT	RECORD	LAST MET (RESULT)
Campbell		
Charleston So.	1-2	Nov. 11, 2017 (W, 38-0)
Gardner-Webb	4-0	Oct. 13, 2018 (W, 56-17)
Monmouth	3-0	Nov. 18, 2017 (W, 52-21)
Presbyterian	3-1	Oct. 6, 2018 (W, 56-0)
TOTAL	11-3	

#### KENNESAW STATE 2018 SCHEDULE

Date	Opponent	Time/Result
Aug. 30	at Georgia State	L, 24-20
Sept. 6	at Tennessee Tech	W, 49-10
<b>Sept. 15</b>	<b>Alabama State</b>	<b>W, 62-13</b>
<b>Sept. 22</b>	<b>Clark Atlanta</b>	<b>W, 70-13</b>
<b>Sept. 29</b>	<b>Samford</b>	<b>W, 24-10</b>
<b>Oct. 6</b>	<b>Presbyterian*</b>	<b>W, 56-0</b>
Oct. 13	at Gardner-Webb*	W, 56-17
Oct. 27	at Charleston Southern*	6 p.m.
<b>Nov. 3</b>	<b>Campbell*</b>	<b>2 p.m.</b>
Nov. 10	at Monmouth*	Noon
<b>Nov. 17</b>	<b>Jacksonville State</b>	<b>3 p.m.</b>

\*Big South Opponent

#### KENNESAW STATE 2017 SCHEDULE

Date	Opponent	Result
Aug. 31	at Samford	L, 28-23
<b>Sept. 9</b>	<b>Tennessee Tech</b>	<b>W, 27-14</b>
Sept. 16	at Alabama State	W, 20-14
<b>Sept. 30</b>	<b>North Greenville</b>	<b>W, 38-34</b>
<b>Oct. 7</b>	<b>Texas Southern</b>	<b>W, 48-3</b>
Oct. 14	at Liberty*	W, 42-28
<b>Oct. 21</b>	<b>Gardner-Webb*</b>	<b>W, 17-3</b>
Oct. 28	at Presbyterian*	W, 28-0
Nov. 4	at Montana State	W, 16-14
<b>Nov. 11</b>	<b>Charleston Southern*</b>	<b>W, 38-0</b>
<b>Nov. 18</b>	<b>Monmouth*</b>	<b>W, 52-21</b>
<b>Nov. 25</b>	<b>Samford*</b>	<b>W, 28-17</b>
Dec. 2	at Jacksonville State#	W, 17-7
Dec. 9	at Sam Houston State#	L, 34-27

\*Big South Opponent #FCS Playoffs

### SERIES HISTORY

**IN CHARLESTON (CSU LEADS 1-0, CSU W1 STREAK)**  
**NOV. 19, 2016** **W, 28-7**

**IN KENNESAW (SERIES TIED AT 1-1, KSU W1 STREAK)**  
**Nov. 7, 2015** **W, 28-14**  
**Nov. 11, 2017** **L, 38-0**

\* CSU Wins in Bold

GAME 6

PRESBYTERIAN	7	0	0	0	-	7
CHARLESTON SO.	0	17	17	7	-	41

Oct. 20 | Buccaneer Field | Charleston, S.C. | Attendance: 2,000



BREAKDOWN

	PC	CHARLESTON SO.
FIRST DOWNS	12	12
Rushing	7	6
Passing	4	5
Penalty	1	1
NET YARDS RUSHING	119	122
Rushing Attempts	38	42
Average Per Rush	3.1	2.9
Rushing Touchdowns	0	2
Yards Gained Rushing	157	153
Yards Lost Rushing	38	31
NET YARDS PASSING	91	155
Completions-Attempts-Int	14-21-1	7-11-0
Average Per Attempt	4.3	14.1
Average Per Completion	6.5	22.1
Passing Touchdowns	1	1
TOTAL OFFENSE YARDS	210	277
Total offense plays	59	53
Average Gain Per Play	3.6	5.2
Fumbles: Number-Lost	5-5	2-0
Penalties: Number-Yards	5-50	6-54
PUNTS-YARDS	5-182	5-202
Average Yards Per Punt	36.4	40.4
Net Yards Per Punt	32.4	36.4
Inside 20	1	2
50+ Yards	0	0
Touchbacks	1	1
Fair catch	3	4
KICKOFFS-YARDS	2-124	8-453
Average Yards Per Kickoff	62.0	56.6
Net Yards Per Kickoff	48.5	44.9
Touchbacks	1	1
Fair Catch Yards	0	41
Punt returns: Number-Yards-TD	0-0-0	0-0-0
Average Per Return	0.0	0.0
Kickoff returns: Number-Yds-TD	5-69-0	1-2-0
Average Per Return	13.8	2.0
Interceptions: Number-Yds-TD	0-0-0	1-17-1
Fumble Returns: Number-Yds-TD	0-0-0	2-23-1
Miscellaneous Yards	0	0
Possession Time	32:20	27:40
1st Quarter	8:30	6:30
2nd Quarter	6:32	8:28
3rd Quarter	8:20	6:40
4th Quarter	8:58	6:02
Third-Down Conversions	6 of 12	4 of 12
Fourth-Down Conversions	0 of 1	0 of 0
Red-Zone Scores-Chances	1-1	3-4
Touchdowns	1-1	2-4
Field goals	0-1	1-4
Sacks By: Number-Yards	2-5	1-5
PAT Kicks	1-1	5-5
Field Goals	0-0	2-3
Points off turnovers	0	28

Buccaneers roll to 41-7 win over Presbyterian in Big South opener

**CHARLESTON, S.C.** – Charleston Southern rode a strong defensive performance to open Big South Conference play with a resounding 41-7 win over Presbyterian on Saturday night at Buccaneer Field.

The Buccaneers (3-3, 1-0) rattled off 41 unanswered points and forced a program-record six turnovers in the contest against the Blue Hose (2-4, 0-2) on their way to opening conference play with the win.

Jonathan Slaton sparked the defensive onslaught with a pick-six early in the second quarter and Garris Schwarting added a fumble recovery score on a PC muffed punt snap to put CSU plus-six in the turnover column in the game. Overall, CSU recovered a program-record five fumbles in the game with all five coming in the second half.

Taz Lindsey added a career-high five catches for 64 yards and a touchdown, while London Johnson and Terrence Wilson both added touchdown runs to pace CSU's offense.

John Walker was 12-of-19 through the air for 86 yards and a touchdown in the contest to lead the Blue Hose. DaShawn Davis was the recipient of the touchdown strike and finished the game with five catches for 36 yards.

Colby Campbell led the Blue Hose defensive efforts with seven tackles, a sack, and 1.5 tackles for loss. Chad Stevens added a sack in the game.

Inside the Numbers

- Charleston Southern finished the contest with 277 total offensive yards (155 passing) to top Presbyterian. It was the first time CSU's passing total eclipsed the rushing total this season. Presbyterian won the time of possession battle over the Bucs, 32:20-27:40.

- The Buccaneers did not record a turnover for the second consecutive game after coughing it up 11 times over the first four.

- CSU forced a program-record six turnovers in the win over Presbyterian (one interception, five fumbles)

- Solomon Brown and Johnny Robinson combined for the Buccaneers' lone sack of the contest.

News & Notes

- Saturday's game marked the third multi-turnover game the Bucs forced this season. CSU forced five turnovers against Hampton, two against Virginia Lynchburg, and six against Presbyterian.

- The five fumble recoveries were a program record. CSU had previously recovered four fumbles on five different occasions, including earlier this year against Hampton, prior to their record-setting performance this evening.

- CSU's pass defense entered the contest ranked No. 1 in FCS allowing 127.4 yards per game through the air. The Bucs allowed just 98 passing yards in the game against the Blue Hose.

- It was the third time this season CSU has allowed less than 100 passing yards in a contest.

>>SCORING SUMMARY

Team	Qtr	Time	Scoring Play	Conversion	Plays	TDP	Score
PC	1st	8:49	DAVIS, Da. 8 yd pass from WALKER, J.	DUCKWORTH, G. kick	10-61	5:11	7-0
CSU	2nd	10:59	LINDSEY, T. 24 yd pass from JOHNSON, L.	TEKAC, T. kick	12-80	5:57	7-7
CSU	2nd	10:48	SLATON, J. 17 yd interception return	TEKAC, T. kick			7-14
CSU	2nd	0:15	TEKAC, T. 32 yd field goal		6-43	1:22	7-17
CSU	3rd	12:43	SCHWARTING, G. 20 yd fumble recovery	TEKAC, T. kick			7-24
CSU	3rd	10:59	WILSON, T. 1 yd run	TEKAC, T. kick	3-10	1:35	7-31
CSU	3rd	6:50	TEKAC, T. 44 yd field goal		6-14	2:11	7-34
CSU	4th	14:55	JOHNSON, L. 1 yd run	TEKAC, T. kick	3-14	0:40	7-41

BREAKDOWN

>>CHARLESTON SOUTHERN

Rushing	Att	Yds	Avg	Long	TD
L. Johnson	18	67	3.7	17	1
T. Wilson	9	31	3.4	7	1
R. Harris	5	21	4.2	6	0
C. Reid	3	7	2.3	11	0
T. Lindsey	1	6	6.0	6	0
A. Allen	3	4	1.3	4	0
C. Hamilton	1	-1	-1.0	0	0
J. Chambers	2	-13	-6.5	0	0

Passing	C-A	Yds	Long	TD	INT
L. Johnson	6-9	104	40	1	0
J. Chambers	1-2	51	51	0	0

Receiving	No.	Yds	Avg	Long	TD
T. Lindsey	5	64	12.8	24	1
J. Williams	1	51	51.0	51	0
T. Wilson	1	40	40.0	40	0

>>PRESBYTERIAN

Rushing	Att	Yds	Avg	Long	TD
J. Jeter	14	66	4.7	21	0
Z. Davis	10	38	3.8	12	0
K. Pearson	2	17	8.5	20	0
J. Morgan	6	15	2.5	6	0
J. Boddie	2	8	4.0	5	0
J. Walker	2	-4	-2.0	1	0
TEAM	2	-21	-10.5	0	0

Passing	C-A	Yds	Long	TD	INT
J. Walker	12-19	86	19	1	1
J. Morgan	2-2	5	5	0	0

Receiving	No.	Yds	Avg	Long	TD
D. Davis	5	36	7.2	13	1
K. Pearson	3	28	9.3	19	0
D. Meyers	3	19	6.3	11	0
T. Bettis	1	5	5.0	5	0
Z. Davis	2	3	1.5	2	0



# 2018

## ALL-AMERICAN WATCH LIST

A name synonymous with receiving excellence, Kameron Brown has been among the Big South's and NCAA FCS' receiving leaders in each of the last two seasons. Brown made a sparkling debut against North Dakota State in 2016 with three catches for 58 yards, and carried the momentum from there with a touchdown reception two weeks later against Florida State.

A two-time All-Conference selection, Brown enters his redshirt junior season with something to prove after being passed over for First Team honors last season. Brown earned Second Team recognition despite sitting in the top six in both receiving yards per game and yards per catch in a mostly run-heavy offense.

Brown enters the season having broached the 1,000 career receiving yards mark last season (1,092). He is currently working his way up the record books sitting eighth all-time in receiving yards over his first two seasons.

## THE BROWN FILE

RANKED 1ST  
IN BIG SOUTH IN 2017

22.08

YARDS PER  
CATCH

LED CHARLESTON  
SOUTHERN RECEIVERS

4

100-YARD  
GAMES

SET CAREER HIGH  
IN 2017 SEASON

55.2

YARDS PER  
GAME

### BROWN DELIVERS

Kameron Brown has been one of the top receiving threats in FCS since he made his CSU debut at North Dakota State on ESPN to start the 2016 season. Brown opened the year with three receptions for 58 yards against the Bison and sparked an offense that won the Big South Conference title and advanced to the FCS Playoffs for the second time in program history.

Brown has finished the past two seasons in the top 10 in FCS in receiving yards per catch, including finishing eighth this past season with 22.08 yards per reception. The 6-3 athlete has had a target on his back during his time at CSU as the team's primary receiving option and he continues to produce. Brown finished the season with a career-high four 100+ yard receiving efforts including a career-high 123 yards last season against Monmouth. All four of his 100+ yard receiving efforts have come in the friendly confines of Buccaneer Field.

### CAREER 100 YARD GAMES

Sept. 23, 2017	113 yards vs. Point
Sept. 30, 2017	101 yards vs. Miss. Valley State
Oct. 28, 2017	123 vs. Monmouth
Nov. 18, 2017	106 vs. Liberty

### BIG PLAYS IN BIG SITUATIONS

With soft hands to go with deceptive speed, Brown has also been key to a number of big plays in the Buccaneer receiving game over the last two seasons. With the mantra of "run straight" going through his head on every catch, Brown has five catches of at least 50 yards since 2016.

### CATCHES OF AT LEAST 50 YARDS

Sept. 10, 2016	57 yards at Florida State
Sept. 23, 2017	52 yards vs. Point
Sept. 30, 2017	87 yards vs. Miss. Valley State
Oct. 28, 2017	66 yards vs. Monmouth
Nov. 18, 2017	50 yards vs. Liberty

### VETERAN, DEEP RECEIVING CORP

Brown is bolstered by a veteran receiving group this season with seniors Kenny Dinkins and Saire Davis both returning to reprise their roles in CSU's passing game in 2018. Dinkins led the Bucs with four touchdown receptions and averaged 21.2 yards per catch on the year, while Saire Davis had a pair of touchdowns and averaged 19.2 yards per reception through the air. Added depth for the receiving corps include the return of Geoffrey Wall and Taz Lindsey in the slot positions with the duo expected to take the pressure off the CSU quarterbacks through the early season.

## PRESEASON HONORS

### SOLOMON BROWN, DE

Big South Preseason All-Conference

### KAMERON BROWN, WR

Big South Preseason All-Conference

### SHADARIUS HOPKINS, DB

Big South Preseason All-Conference

### JOHNNY ROBINSON, DL

Big South Preseason All-Conference

### TAZ LINDSEY, PR

Big South Preseason All-Conference

### J.D. SOSEBEE, LB

Big South Preseason All-Conference

### KYLE REIGHARD, P

Big South Preseason All-Conference

### BRANDON ROWLAND, DB

Big South Preseason All-Conference Honorable Mention

### TYLER TEKAC, K

Big South Preseason All-Conference Honorable Mention

### ETHAN RAY, LS

Big South Preseason All-Conference Honorable Mention

## BY THE NUMBERS

A look at some Charleston Southern players approaching milestones as they progress through the 2018 season

10

### SOLOMON BROWN

SACKS NEEDED TO TIE ANTHONY ELLIS FOR MOST IN CSU SCHOOL HISTORY

12.0

### SOLOMON BROWN

TACKLES FOR LOSS NEEDED TO BECOME CSU'S ALL-TIME CAREER LEADER

4

### LONDON JOHNSON

PASSING TOUCHDOWNS UNTIL 10TH ALL-TIME IN CSU CAREER RECORD BOOKS

22

### TYLER TEKAC

POINTS NEEDED UNTIL BECOMES CSU'S ALL-TIME LEADING SCORER

4

### TYLER TEKAC

FIELD GOALS NEEDED UNTIL TIED FOR CSU'S ALL-TIME FIELD GOALS MADE LEADER

6

### SHADARIUS HOPKINS

PASS BREAKUPS NEEDED UNTIL BECOMING CSU'S ALL-TIME LEADER IN THE CATEGORY



# 2018

## ALL-AMERICAN WATCH LIST

Left tackle Brackin Smith plays with a little bit of a chip on his shoulder heading into the 2018 season after being left off the preseason Big South All-Conference team. The redshirt junior was one of only three Buccaneers linemen to start all 11 games last season after lining up in multiple positions in 2016.

Smith was an integral part of the unit that paved the way for the Bucs to finish 26th in the FCS in rushing offense (193.0 ypg), as well as finishing 22nd in tackles for loss allowed per game (4.91). He led the team with 62 knockdown blocks in 2017 and returns to helm an offensive line unit that will be among the Big South's best once again this season.

CSU has placed at least one offensive lineman on the All-American teams (preseason or postseason) in each of the last three seasons and Smith, combined with redshirt senior guard Stephen Haralambis, will be expected to help shoulder the load in a veteran group this season.

## THE SMITH FILE

GOLD RUSH OFFENSE  
2ND IN BIG SOUTH IN 2018

**195.8**  
RUSHING YARDS  
PER GAME

FOURTH IN BIG SOUTH  
WITH

**239**  
RUSHING ATT.  
IN 2018

FIFTH IN BIG SOUTH IN  
TIME OF POSSESSION

**28:35**  
PER GAME

### GOLD RUSH OFFENSE

Key to Charleston Southern's resurgence over the last five years has been the success of the offensive rushing unit. Affectionately named "Gold Rush", the offensive line has paced CSU's efforts to 41 wins and a pair of Big South Championships. With those championships included two trips to the FCS Playoffs and CSU's first berth to the Quarterfinal round in 2015.

Four of CSU's top five team rushing efforts have occurred over the last five seasons. The Bucs eclipsed the 3,000 yard rushing mark in 2013 and have surpassed 2,000 yards in each of the last six seasons. The magic number for the Bucs has been 300 rushing yards in each of the last three seasons with CSU posting an 8-0 record when eclipsing the triple century mark.

### 300-YARD RUSHING GAMES OVER LAST FOUR SEASONS

Sept. 26, 2015	306 at The Citadel
Sept. 3, 2016	405 vs. Kentucky State
Sept. 24, 2016	322 at Monmouth
Oct. 22, 2016	343 vs. Presbyterian
Nov. 12, 2016	344 at Liberty
Sept. 23, 2017	320 yards vs. Point
Sept. 30, 2017	359 yards vs. Miss. Valley State
Oct. 21, 2017	308 vs. Savannah State
Oct. 13, 2018	334 vs. Virginia Lynchburg

### SITTING AMONG THE TOPS IN FCS IN TIME OF POSSESSION OVER LAST FIVE YEARS

Charleston Southern has been among the nation's best at holding onto the ball thanks to its offensive line play up front. The Bucs have been in the top 50 in time of possession in each of the last five seasons including leading the nation in 2014 with 34:05 per game. The play in the trenches has been an anchor for the team to rely upon with All-Americans Erik Austell and Frank Cirone leading the way.

### ALL-AMERICAN TRADITION TO BUILD ON

CSU's resurgence over the last five seasons has been highlighted by superlative offensive line play that has seen multiple players receive postseason accolades and All-American mentions. Erik Austell (Class of 2016) was a priority free agent signing by the Denver Broncos in 2017, while Frank Cirone was an All-American selection at guard as a part of a deep unit. The team also graduated the player who finished his career with the most starts in CSU history in center Jackson Williamson.

Returners Brackin Smith (above), Joe Gold, Stephen Haralambis, and company have a chance to build on the legacy and will look to keep the offensive unit humming in 2018 as the Bucs look for their next All-American offensive lineman.

## CSU RECORD WHEN...

	2018	Tucker
When playing at home	2-1	6-2
When playing on road	1-2	3-6
When playing at a neutral site	-	0-0
When playing on grass	0-1	1-5
When playing on artificial surface	3-2	8-3
When scoring first	2-0	7-0
When opponent scores first	1-3	2-8
When leading after first quarter	2-1	5-1
When trailing after first quarter	1-2	1-6
When tied after first quarter	-	3-1
When leading at halftime	3-1	7-1
When trailing at halftime	0-2	0-7
When tied at halftime	-	2-0
When leading after three quarters	3-0	7-0
When trailing after three quarters	0-3	1-8
When tied after three quarters	-	1-0
When CSU has more/equal rushing yards	3-2	9-3
When opponent has more rushing yards	0-1	0-5
When CSU has more/equal passing yards	3-1	6-2
When opponent has more passing yards	0-2	3-6
When CSU has more/equal total yards	3-0	8-1
When opponent has more total yards	0-3	1-7
When CSU has more first downs	2-0	6-0
When opponent has more first downs	0-3	2-8
When first downs are equal	1-0	1-0
When CSU forces more turnovers	3-0	4-2
When opponent forces more turnovers	0-3	2-6
When turnovers are equal	-	2-0
In games decided by 3 points or fewer	-	2-2
In games decided by 7 points or fewer	-	2-2
In overtime games	-	0-0

## RECORD BREAKDOWN

	2018	Streak	Under Tucker
Overall	3-3	W2	9-8
Home	2-1	W2	6-2
Road	1-2	L1	3-6
Overtime	-	W1	0-0
Big South	1-0	W2	4-2
Big South Home	1-0	W2	2-1
Big South Road	-	L1	2-1

## HOW CSU FARES AGAINST

### ...the BIG SOUTH

OPPONENT	RECORD	LAST MET (RESULT)
Campbell	2-0	Sept. 11, 2014 (W, 34-10)
Gardner-Webb	7-10	Nov. 4, 2017 (W, 10-9)
Kennesaw State	2-1	Nov. 11, 2017 (L, 38-0)
Monmouth	3-1	Oct. 28, 2017 (L, 23-20)
Presbyterian	12-14	Oct. 20, 2018 (W, 41-7)
<b>TOTAL</b>	<b>26-26</b>	

## SERIES BUSINESS

Series Record	Fourth Meeting
in Charleston, S.C.	Second Meeting
Most CSU Points	28, Twice
Most KSU Points	38, Nov. 11, 2017 (L, 38-0)
Most Combined Points	42, Nov. 7, 2015 (W, 28-14)
Biggest CSU Win	21, Nov. 19, 2016 (W, 28-7)
Biggest KSU Win	38, Nov. 11, 2017 (L, 38-0)
Current Streak	KSU Won One

# 2018 CHARLESTON SOUTHERN FOOTBALL

## CSU OFFENSE BY THE NUMBERS

4  
10  
12  
11  
32  
60

Four different ball carriers led the Bucs in rushing in 2018. Ronnie Harris (twice), Terrence Wilson, Jack Chambers and London Johnson (twice) have all led the team in rushing this season.

Kenny Dinkins leads CSU's receiving corps this season with a team-high 10 catches, including four against both Savannah State and Virginia Lynchburg.

Twelve different ball carriers have toted the ball for the Buccaneers in the 2018 season paced by London Johnson's 62 carries.

Charleston Southern has struggled to hold onto the ball in 2018 with 11 turnovers over the first six games of the year.

Charleston Southern is currently 32nd in FCS in rushing offense per game this season at 195.8 yards per game.

Charleston Southern has four carries of at least 60 yards in 2018 with London Johnson, Ronnie Harris, Kendrick Bell, and Terrence Wilson all picking up at least one rush for the distance this season.

### #1 | LONDON JOHNSON | QB | R-JR. | 6-0 | 190 | CLIO, S.C. | MARLBORO COUNTY



#### 2017 Stats

- Seventh in the Big South in total offense (94.7 ypg), third in the Big South in total offense per play (6.0)
- Eighth in the Big South in total offensive yards (947)
- Sixth in the Big South in passing yards per game (58.1), eighth in total passing yards (581)
- Tied for seventh in the Big South in passing touchdowns (4)

#### CAREER HIGHS

Passing Yards	219, Savannah State (2017)
Attempts	19, Savannah State (2017)
Completions	13, Savannah State (2017)
Passing TD	4, Savannah State (2017)
Rush Att	16, Savannah State (2017)
Rush Yards	119, Elon (2018)
Rushing TD	3, Elon (2018)

#### 2018 PASSING STATS

GP	Effic	C-A-T	Pct	Yds	TD	Lng	Avg/G	Att	Gain	Loss	Net	Avg	TD	Lng	Avg/G
5	81.30	27-62-4	43.5	256	3	40	51.2	62	358	62	296	4.8	4	78	59.2

#### 2018 RUSHING STATS

GP	Effic	C-A-T	Pct	Yds	TD	Lng	Avg/G	Att	Gain	Loss	Net	Avg	TD	Lng	Avg/G
5	81.30	27-62-4	43.5	256	3	40	51.2	62	358	62	296	4.8	4	78	59.2

### #11 | KAMERON BROWN | WR | R-JR. | 6-3 | 220 | BEECH ISLAND, S.C. | MIDLAND VALLEY



#### 2017 Stats

- Big South Second Team All-Conference Wide Receiver
- Eighth in the NCAA and led the Big South in yards per reception (22.08)
- Sixth in the Big South in yards per game (55.2) and seventh in receptions per game (2.5)
- Ninth in the Big South in total receptions (25) and seventh in receiving yards (552)
- Recorded four 100+ yard receiving games in 2017

#### CAREER HIGHS

Receptions	6, Point (2017)
Receiving Yards	123, Monmouth (2017)
Receiving TD	2, Bucknell (2016)
Long Reception	87, MVSU (2017)
All-Purpose Yards	123, Monmouth (2017)

#### 2018 RECEIVING STATS

GP	Rec	Yds	Avg	TD	Long	Avg/G
3	4	19	4.8	0	14	6.3

### #26 | TERRENCE WILSON | RB | SO. | 5-8 | 200 | LEESVILLE, S.C. | BATESBURG-LEESVILLE



#### 2017 Stats

- Fourth on the Bucs with 318 rushing yards on the season on 53 carries
- Averaged 31.8 yards per game and a team-high 6.0 yards per carry
- Finished the season with three rushing touchdowns
- Recorded first collegiate 100-yard rushing game with 106 yards on two carries and two touchdowns in CSU's 58-7 win over Mississippi Valley State on September 30

#### CAREER HIGHS

Rushing Att	14 at Indiana (2017)
Rushing Yards	106 vs. MVSU (2017)
Long Rush	68 at Hampton (2018)
Rushing TD	2 vs. MVSU (2017)
Receptions	1, Seven Times
Receiving Yards	40 at Presbyterian (2018)
Receiving TD	N/A

#### 2018 RUSHING STATS

GP	Att	Gain	Loss	Net	Avg	TD	Lng	Avg/G	Rec	Yds	Avg	TD	Long	Avg/G
6	55	335	17	318	5.8	4	68	53.0	4	51	12.8	0	40	8.5

#### 2018 RECEIVING STATS

GP	Att	Gain	Loss	Net	Avg	TD	Lng	Avg/G	Rec	Yds	Avg	TD	Long	Avg/G
6	55	335	17	318	5.8	4	68	53.0	4	51	12.8	0	40	8.5

### #16 | SAIRE DAVIS | WR | SR. | 6-2 | 170 | BYRON, GA. | PEACH COUNTY



#### 2017 Stats

- Third on the team with 12 catches on the season
- Third on the Bucs with 211 receiving yards
- Second on the team with two touchdown catches
- Three games with at least 50+ receiving yards in 2017

#### CAREER HIGHS

Receptions	3, Twice
Receiving Yards	99, Bucknell (2016)
Receiving TD	2, Twice
Long Reception	59, Bucknell (2016)

#### 2018 RECEIVING STATS

GP	Rec	Yds	Avg	TD	Long	Avg/G
5	5	49	9.8	1	13	9.8

### #79 | BRACKIN SMITH | OL | R-JR. | 6-3 | 270 | BOGART, GA. | NORTH OCONEE



#### 2017 Stats

- One of three offensive linemen to start all 11 games in the 2017 season
- Lined up primarily at left tackle for the Bucs in 2017
- Led the team with 62 knockdown blocks
- Integral part of the offense that finished 47th in the FCS in time of possession (30:19)
- Integral part of the offensive line unit that paved the way for CSU to finish 26th in FCS in rushing offense (193.0 ypg)

## GAME 7 | KENNESAW STATE

### CSU OFFENSE IN THE BIG SOUTH TEAM

Scoring Offense	29.7 (4th)
Touchdowns Scored	23 (4th)
Total Offense	281.5 (4th)
Rushing Offense	195.8 (3rd)
Passing Efficiency	100.8 (5th)
Passing Offense	85.7 (6th)
First Downs	12.7 (6th)
3rd Down Conversions	33.8 (6th)
4th Down Conversions	40.0 (6th)
Red Zone Conversions	83.3 (2nd)
Time of Possession	28:35 (5th)

### INDIVIDUAL PER GAME

Total Offense	110.4, London Johnson (6th)
All-Purpose Yards/Game	76.3, Taz Lindsey (7th)
Scoring	6.7, Tyler Tekak (5th)
Rushing Yards/Game	59.2, London Johnson (4th)
Rushing Touchdowns	4, Wilson/Johnson (7th)
Passing Yards/Game	51.2, London Johnson (6th)
Pass Efficiency	
Passing Touchdowns	3, London Johnson (5th)
Receptions/Game	
Receiving Yards/Game	
Total Receiving Yards	
Receiving TDs	

### MAGIC NUMBERS RECORD UNDER TUCKER

Score 24 points or more	6-0
Score less than 24 points	3-8
Score more than 30	6-0
Score more than 40	6-0
Score more than 50	4-0

### OTHER OFFENSIVE PLAYERS TO WATCH

#### #2 Ronnie Harris, RB

- \* Second on the Bucs with 405 rushing yards on the season on 72 carries
- \* Averaged 36.8 yards per game and 5.6 yards per carry in 2017
- \* Finished the season with two rushing touchdowns

#### #4 Geoffrey Wall, WR

- \* Finished the season with 38 rushing yards on five carries.
- \* Averaged 4.2 yards per game and 7.6 yards per carry on the year.
- \* Second on the team with 14 catches for 137 receiving yards.

#### #25 Chanin Hamilton, RB

- \* Finished the season with 84 rushing yards on 25 carries.
- \* Averaged 10.5 rushing yards per game and 3.4 yards per carry.
- \* Finished the season with one rushing touchdown.
- \* Season-high 30 rushing yards on seven carries and a touchdown on October 21 against Savannah State.

#### #80 Kenny Dinkins, WR

- \* Tied for fifth in the Big South and led the Bucs with four receiving touchdowns.
- \* Four multi-catch games in 2017.
- \* Three games with at least 50 receiving yards.

#### #65 Stephen Haralambis, OL

- \* Lined up in all 11 games in the 2017 season.
- \* Started the final 10 games of the season, lining up at both guard positions.
- \* Finished the season with 34 knockdown blocks.

#### #51 Joe Gold, OL

- \* Redshirted due to injury
- \* Played in nine games, earning eight starts in the 2016 season
- \* Graded out at 78% on the year
- \* Ended the season with 52 knockdown blocks

<b>BUCCANEERS OF NOTE</b>	
<b>100-yard rushing games (Season)</b>	
London Johnson .....	1
Terrence Wilson .....	1
Jack Chambers.....	1
<b>100-yard rushing games (Career)</b>	
London Johnson .....	2
Terrence Wilson .....	2
Robert Mitchell.....	1
Jack Chambers.....	1
<b>100-yard receiving games (Season)</b>	
<b>100-yard receiving games (Career)</b>	
Kameron Brown .....	4
Kenny Dinkins .....	1
<b>150-yard passing games (Season)</b>	
Jack Chambers.....	1
<b>150-yard passing games (Career)</b>	
London Johnson .....	2
Jack Chambers.....	1
<b>Multi-rushing touchdown games (Season)</b>	
London Johnson .....	1
Kendrick Bell.....	1
<b>Multi-rushing touchdown games (Career)</b>	
London Johnson .....	3
Kendrick Bell.....	1
<b>Multi-receiving touchdown games (Season)</b>	
<b>Multi-receiving touchdown games (Career)</b>	
Kenny Dinkins .....	3
Saire Davis.....	2
Kameron Brown .....	1
<b>Multi-passing touchdown games (Season)</b>	
Jack Chambers.....	1
<b>Multi-passing touchdown games (Career)</b>	
London Johnson .....	1
Jack Chambers.....	1

Big South Offensive POTW

Week 1.....	Daniel Smith, QB, Campbell
Week 2.....	Pete Guerriero, RB, Monmouth
Week 3.....	Kenji Bahar, QB, Monmouth
Week 4.....	Daniel Smith, QB, Campbell
Week 5.....	Reggie White Jr., WR, Monmouth
Week 6.....	Chandler Burks, QB, Kennesaw State
Week 7.....	Chandler Burks, QB, Kennesaw State
Week 8.....	Juwon Farri, RB, Monmouth

Big South Offensive FOTW

Week 1.....	Juwon Farri, RB, Monmouth
Week 2.....	Caleb Snead, WR, Campbell
Week 3.....	Caleb Snead, WR, Campbell
Week 4.....	
Week 5.....	Juwon Farri, RB, Monmouth
Week 6.....	
Week 7.....	Juwon Farri, RB, Monmouth
Week 8.....	Caleb Snead, WR, Campbell

CSU OFFENSE STORYLINES

ESTABLISHING THE RUN

Charleston Southern's running game came back down to earth this past weekend against Presbyterian as the Buccaneers were held to their second-lowest rushing output of 2018. The Bucs were limited to 122 rushing yards on 44 carries and picked up two rushing touchdowns on the day against the Blue Hose. CSU had previously picked up a season-best 334 rushing yards the week prior against Virginia Lynchburg. Four different players have led CSU in rushing this season with Terrence Wilson consistently among the team's best. Wilson leads the team with 318 rushing yards and four touchdowns on 55 carries. London Johnson (296) and Ronnie Harris (219) have also been among the team's rushing leaders this season.

TAZ CAN DO IT

Senior h-back Taz Lindsey has been a do-everything player for the Charleston Southern offense and special teams over the last two seasons. After being primarily known for his ball-carrying prowess, Lindsey flashed his hands this past weekend against Presbyterian as CSU's leading receiver. Lindsey hauled in a career-high five receptions for 64 yards and added a touchdown reception in the second quarter of the win. The Augusta, Ga. native scored on a 24-yard catch from London Johnson for CSU's first touchdown of the game and sparked a 41-point run for the Bucs against the Blue Hose. Lindsey was selected a preseason All-Conference return specialist and has seen time out wide and in the backfield for CSU in 2018.

QUARTERBACK PLAY ON POINT

London Johnson and Jack Chambers have put together back-to-back strong showings for the mostly run-heavy CSU offense over the past two games. Chambers posted CSU's first 100-yard passing effort of the season in CSU's 58-6 win over Virginia Lynchburg. The redshirt freshman was 7-of-12 through the air for 155 yards and two scores against the Dragons. Johnson followed up with a 6-of-9 game for 104 yards and a score against Presbyterian. CSU is 15-of-24 through the air over the last two games for 324 yards and three scores. The Bucs posted 190 passing yards over its first four games before breaking loose in back-to-back games against the Dragons and the Blue Hose.

OFFENSIVE LINE - PROTECT THE QUARTERBACK

Charleston Southern has been unable to keep the quarterback upright this season with the Buccaneers surrendering 17.0 sacks over the first six games of the season. Opponents have recorded multiple sacks in all six games with a season-high five coming on the road at Savannah State. CSU surrendered a pair of sacks in each of its last two contests against Virginia Lynchburg and Presbyterian and has given up a combined 14.0 tackles for loss in the two games. CSU surrendered 11 turnovers over its first four games due in part to the team's inability to keep the quarterback upright. With a senior-led offensive line, the Bucs will look to hold off a Kennesaw State defense that has recorded 12 sacks and 48 tackles for loss on the year.

TIME OF POSSESSION

Part of Charleston Southern's success over the last five seasons has been their ability to hold onto the ball. CSU led the nation in time of possession back in 2014 at 34:05 per game and have consistently been among the nation's top 50 in the category in each of the last five years. This season however, CSU has struggled to keep possession and currently sits 87th in time of possession at 28:35 per game. The Bucs have won the time of possession battle twice this season. CSU held onto the ball for 32:02 in the opener against Florida. They added a 30:02 time of possession in the 48-14 win over Hampton. Facing a ball-control offense in Kennesaw State, the Bucs will need to keep the offense on the field to allow the defense time to rest against the Owls.

MOVING THE CHAINS

Charleston Southern's time of possession woes can be directly related to the team's inability to move the chains in 2018. CSU currently sits 124th in the FCS in total first downs with 76 on the year and will face a tough task against a talented Kennesaw State defense this weekend. The Owls boast the fifth best defense in the nation at 264.1 yards per game and are ninth in the county in first downs allowed (99). CSU face an even tougher test on third downs. The Bucs are converting 34 percent of their opportunities on the season. KSU is fourth in FCS in allowing opponents a conversion rate of 27.4 percent.

OFFENSIVE PLAYERS CAREER HIGHS IN A GAME		
<b>#1 London Johnson - QB</b>	<b>#11 Kameron Brown - WR</b>	<b>#26 Terrence Wilson - RB</b>
Comp. 13, Savannah State (2017)	Rec. 6, Point (2017)	Rushes 14, at Indiana (2017)
Attempts 19, Savannah State (2017)	Rec. Yds 123, Monmouth (2017)	Rush Yds 106 at MVSU (2017)
Pass Yds 219, Savannah State (2017)	Rec. TD 2, Bucknell (2016)	Rush TD 2, MVSU (2017)
Pass TD 4, Savannah State (2017)	Long Rec. 87, MVSU (2017)	Long Rush 68 at Hampton (2018)
Long Pass 45, Savannah State (2017)		
Rushes 16, Savannah State (2017)	<b>#15 Qua-Von Scott - TE</b>	<b>#80 Kenny Dinkins - WR</b>
Rush Yds 119, Elon (2018)	Rec. 3, Savannah State (2017)	Rec. 6, at Liberty (2015)
Rush TD 3, Elon (2018)	Rec. Yds 39, Savannah State (2017)	Rec. Yds 114, at Liberty (2015)
Long Rush 78, Elon (2018)	Rec. TD 1, Savannah State (2017)	Rec. TD 2, Three Times
	Long Rec. 29, Twice	Long Rec. 57, Campbell (2014)
<b>#2 Ronnie Harris - RB</b>	<b>#16 Saire Davis - WR</b>	<b>#88 Travay Hatten - TE</b>
Rushes 12, at Presbyterian (2017)	Rec. 3, Twice	Rec. 2, at Liberty (2016)
Rush Yds 83, at Florida (2018)	Rec. Yds 99, Bucknell (2016)	Rec. Yds 34, at Liberty (2016)
Rush TD 1, Savannah State (2017)	Rec. TD 2, Twice	Rec. TD 1, Twice
Long Rush 70, at Florida (2018)	Long Rec. 59, Bucknell (2016)	Long Rec. 23, at Liberty (2016)
<b>#4 Geoffrey Wall - WR</b>	<b>#17 Adam Allen - RB</b>	
Rec. 5, at Kennesaw State (2017)	Rushes 5, Three Times	
Rec. Yds 57, Point (2017)	Rush Yds 28, Point (2017)	
Rec. TD N/A	Rush TD N/A	
Long Rec. 41, Point (2017)	Long Rush 13 at Troy (2015)	
Rushes 3, Twice		
Rush Yds 23, at Liberty (2016)	<b>#25 Chanin Hamilton - RB</b>	
Long Rush 23, at Liberty (2016)	Rushes 9, Twice	
<b>#8 Jack Chambers - QB</b>	Rush Yds 53, at Florida State (2016)	
Comp. 7, Virginia Lynchburg (2018)	Rush TD 1, Savannah State (2017)	
Attempts 12, Virginia Lynchburg (2018)	Long Rush 25, at Florida State (2016)	
Pass Yds 155, Virginia Lynchburg (2018)	Rec. 1, Three Times	
Pass TD 2, Virginia Lynchburg (2018)	Rec. Yds 5, at Mississippi State	
Long Pass 72, Virginia Lynchburg (2018)	Rec. TD N/A	
Rushes 17, Virginia Lynchburg (2018)	Long Rec. 5, at Mississippi State	
Rush Yds 112, Virginia Lynchburg (2018)		
Rush TD 1, Virginia Lynchburg (2018)		
Long Rush 32, Virginia Lynchburg (2018)		



# 2018

## ALL-AMERICAN WATCH LIST

Recognized as the top #34 in FCS according to HERO Sports in an informal preseason ranking, Solomon Brown returns for his redshirt senior season with the Bucs. The Central, S.C. native has been a mainstay on the CSU defense lining up his first two seasons at linebacker before making the transition to defensive end last season.

Brown excelled in the transition leading the Big South's defensive linemen with 5.8 tackles per game, as well as sitting among the conference leaders with 8.0 tackles for loss and 3.5 sacks. He added an interception, three pass breakups, five quarterback hurries, and a fumble recovery on the year.

The Daniel HS alum enters his senior season with 15.0 career sacks and 36.5 tackles for loss, both among the Bucs' career leaders. He is currently five sacks and 13.5 TFL from being CSU's second player to post a career 20/50 statistic line.

### THE BROWN FILE

RANKED 2ND  
ALL-TIME IN CSU HISTORY

43.5

TACKLES FOR  
LOSS

RANKED 2ND  
ALL-TIME IN CSU HISTORY

15.5

SACKS

SINGLE GAME SACK HIGH  
VS. SAVANNAH STATE (2017)

2.5

SACKS

#### ALL-CONFERENCE, ALL THE TIME

One of the keys to Charleston Southern's defensive excellence has been the key contributions of redshirt senior defensive end Solomon Brown. Brown redshirted his freshman season before making his debut at outside linebacker in 2015. The Central, S.C. native shined in his role with a pair of sacks, three tackles for loss, and a forced fumble in his debut against North Greenville on his way to earning Big South Freshman of the Year honors.

Two seasons later, Solomon Brown enters his senior year with a trio of All-Conference accolades to go with his preseason recognition. The Bucs will look to the defensive end to continue his success up front this season.

#### MULTI-SACK GAMES - CAREER

Brown has been active getting after the quarterback sitting second all-time in school history with 15.0 sacks. He has three career multi-sack games in his career with the Bucs as listed below.

Sept. 3, 2015	2.0 vs. North Greenville
Oct. 27, 2015	2.0 at Presbyterian
Oct. 21, 2017	2.5 vs. Savannah State

#### BIG PLAYS IN BIG SITUATIONS

When the pressure is on, Brown has brought his game up to the next level. The Central, S.C. native dominated in CSU's first postseason game against The Citadel in 2015 with a team-high 15 tackles, including a sack and tackle for loss. He followed up the next season with nine tackles, a sack, and three tackles for loss against Florida State in the Bucs' FBS game in 2016. Brown is one the Bucs turn to in pressure situations and will be counted on in the season opener against the Gators.

#### MULTI-TFL GAMES - CAREER

Adept at handling his own on the line of scrimmage, Brown has 12 multiple TFL games in his career including a quartet of contests with at least three tackles apiece.

Sept. 3, 2015	3.0 vs. North Greenville
Oct. 10, 2015	2.0 vs. Monmouth
Oct. 17, 2015	3.0 at Presbyterian
Dec. 5, 2015	1.5 vs. The Citadel
Sept. 10, 2016	3.0 at Florida State
Sept. 24, 2016	2.5 at Monmouth
Oct. 29, 2016	3.5 vs. Bucknell
Nov. 19, 2016	1.5 vs. Kennesaw State
Nov. 26, 2016	1.5 at Wofford
Oct. 21, 2017	2.5 vs. Savannah State
Oct. 6, 2018	4.5 at Savannah State
Oct. 20, 2018	1.5 vs. Presbyterian

#### TOP 10 TEAM SACK GAMES UNDER TUCKER

9.0	Sept. 30 vs. Miss. Valley State, 2017
6.0	Sept. 23 vs. Point, 2017
5.0	Nov. 4 at Gardner-Webb, 2017
4.0	Oct. 21 vs. Savannah State, 2017
3.0	Oct. 14 at Presbyterian, 2017
3.0	Nov. 18 vs. Liberty, 2017
2.0	Sept. 16 at Elon, 2017
1.0	Oct. 7 at Indiana, 2017
1.0	Oct. 28 vs. Monmouth, 2017
1.0	Sept. 22 vs. Elon, 2018
1.0	Oct. 20 vs. Presbyterian, 2018

#### TOP 10 INDIVIDUAL SACK PERFORMANCES UNDER TUCKER

2.5	Anthony Ellis vs. Point, Sept. 23, 2017
2.5	Solomon Brown vs. Savannah State, Oct. 21, 2017
2.5	Anthony Ellis at Gardner-Webb, Nov. 4, 2017
2.0	Johnny Robinson vs. MVSU, Sept. 30, 2017
2.0	Anthony Ellis at Presbyterian, Oct. 14, 2017
1.5	Ty'Reik Faulks vs. MVSU, Sept. 30, 2017
1.5	Johnny Robinson at Gardner-Webb, Nov. 4, 2017
1.5	Jonathan Glover at Savannah State, Oct. 6, 2018

#### TOP 10 TEAM TFL GAMES UNDER TUCKER

15.0	Sept. 30 vs. Mississippi Valley State, 2017
13.0	Nov. 4 at Gardner-Webb, 2017
11.0	Oct. 6 at Savannah State, 2018
10.0	Sept. 23 vs. Point, 2017
8.0	Oct. 14 at Presbyterian, 2017
8.0	Sept. 29 at Hampton, 2018
7.0	Oct. 28 vs. Monmouth, 2017
7.0	Nov. 18 vs. Liberty, 2017
6.0	Oct. 7 at Indiana, 2017
6.0	Oct. 14 vs. Virginia Lynchburg, 2018

#### TOP 10 INDIVIDUAL TFL PERFORMANCES UNDER TUCKER

5.5	Anthony Ellis at Gardner-Webb, Nov. 4, 2017
4.5	Solomon Brown at Savannah State, Oct. 6, 2018
3.0	Johnny Robinson vs. Monmouth, Oct. 28, 2017
2.5	Anthony Ellis vs. Point, Sept. 23, 2017
2.5	Johnny Robinson vs. MVSU, Sept. 30, 2017
2.5	Anthony Ellis at Presbyterian, Oct. 14, 2017
2.5	Johnny Robinson at Gardner-Webb, Nov. 4, 2017
2.5	Solomon Brown vs. Savannah State, Oct. 21, 2017
2.5	J.D. Sosebee at Gardner-Webb, Nov. 4, 2017
2.0	Four with 2.0



# 2018

## ALL-AMERICAN WATCH LIST

Making an impact since he stepped foot on campus in 2015, Johnny Robinson returns for his senior season with all eyes watching #18 in the middle of CSU's defensive line. Robinson lined up in 11 games as a true freshman and earned three starts on his way to posting season-highs against No. 1 Coastal Carolina and in the FCS Second Round against The Citadel.

He followed up the next season finishing among the Big South leaders in tackles per game and by a defensive lineman and again shined in key situations with a season-high nine tackles in the conference-clinching win over Kennesaw State.

Robinson added another dimension to his game last season as the Apopka, Fla. native added pass rushing to his skillset. Robinson finished third in the Big South in sacks (6.5) and fourth in tackles for loss (12.0), more than quintupling his previous two seasons combined in those respective categories. He helps lead a young unit at the forefront of CSU's defensive efforts in 2018.

## THE ROBINSON FILE

ONE OF TWO CSU LINEMEN TO  
RECORD AT LEAST

**25**  
DEFENSIVE  
STARTS

SET NEW PERSONAL HIGH  
WITH

**12.0**  
TACKLES FOR  
LOSS IN  
2017

SET NEW PERSONAL HIGH  
WITH

**6.5**  
SACKS IN  
2017

### FAMILY LEGACY

Cousin to CSU great and current National Arena League star Anthony Ellis, Johnny Robinson has some big shoes to step into heading into the 2018 season. Robinson, a 6-1 senior interior defensive lineman burst onto the scene last season with new career highs in sacks and tackles for loss on his way to receiving his first postseason All-Conference recognition. The only way it seemed like opponents could stop Robinson last season was to literally tear the jersey off the Apopka, Fla. native's back. Robinson wore No. 18, 98, 94, and 90 at various times last season, but regardless of the number, his production remained the same as he posted two of the top six individual tackle for loss games last season for the Bucs.

### MAKING A NAME FOR HIMSELF UP FRONT

Robinson got off to a slow start last season with 4.5 tackles for loss through the first seven games of the year as defenses keyed on the play by Solomon Brown and Anthony Ellis. However, the final month is where the Apopka, Fla. native was at his best. Robinson posted 7.5 tackles for loss for a combined 28 yards over the final four games of the year, second only to Ellis in the Big South Conference over the stretch. In fact, Robinson was dominant overall in conference competition sitting in the top three in sacks and tackles for loss, as

well as top 10 in tackles by a defensive lineman in conference play.

### ROBINSON RANKED IN BIG SOUTH (2017)

#### OVERALL

Sacks..... 6.5, 3rd  
Tackles for Loss..... 12.0, 4th  
Tackles Overall (DL Only)..... 35, T-9th

#### BIG SOUTH ONLY

Sacks..... 3.5, 2nd  
Tackles for Loss..... 7.5, 2nd  
Tackles Overall (DL Only)..... 22, 8th

### AMONG THE FCS BEST (2017)

Charleston Southern's defense has been among the FCS' best over the last five seasons and once again was back in the top 20 this past season. CSU was ranked 18th overall in large part due to the efforts of the defense line, as well as a strong overall performance by the group.

#### FCS BEST

Total Defense..... 18th, 311.5 ypg  
Rushing Defense..... 29th, 126.2 ypg  
Passing Defense..... 26th, 185.4 ypg

### TOP 5 OFFENSIVE PERFORMANCES UNDER TUCKER

#### Total Offense

620 yards..... vs. Point, Sept. 23, 2017  
527 yards..... vs. Savannah State, Oct. 21, 2017  
503 yards..... vs. Virginia Lynchburg, Oct. 13, 2018  
460 yards..... vs. MVSU, Sept. 30, 2017  
415 yards..... vs. Liberty, Nov. 18, 2017

#### Rushing Yards

359 yards..... vs. MVSU, Sept. 30, 2017  
334 yards..... vs. Virginia Lynchburg, Oct. 13, 2018  
320 yards..... vs. Point, Sept. 23, 2017  
308 yards..... vs. Savannah State, Oct. 21, 2017  
238 yards..... vs. Elon, Sept. 22, 2018

#### Passing Yards

300 yards..... vs. Point, Sept. 23, 2017  
219 yards..... vs. Savannah State, Oct. 21, 2017  
198 yards..... vs. Monmouth, Oct. 28, 2017  
186 yards..... vs. Liberty, Nov. 18, 2017  
169 yards..... vs. Virginia Lynchburg, Oct. 13, 2018

#### Points

66..... vs. Point, Sept. 23, 2017  
58..... vs. MVSU, Sept. 30, 2017  
58..... vs. Virginia Lynchburg, Oct. 13, 2018  
52..... vs. Savannah State, Oct. 21, 2017  
41..... vs. Presbyterian, Oct. 20, 2018

### TOP 5 DEFENSIVE PERFORMANCES UNDER TUCKER

#### Total Offense

98 yards..... vs. Point, Sept. 23, 2017  
188 yards..... at Gardner-Webb, Nov. 4, 2017  
204 yards..... at Presbyterian, Oct. 14, 2017  
210 yards..... vs. Presbyterian, Oct. 20, 2018  
214 yards..... vs. Savannah State, Oct. 21, 2017

#### Rushing Yards

(-24) yards..... vs. MVSU, Sept. 30, 2017  
24 yards..... Savannah State, Oct. 21, 2017  
51 yards..... vs. Liberty, Nov. 18, 2017  
61 yards..... vs. Point, Sept. 23, 2017  
76 yards..... at Presbyterian, Oct. 14, 2017

#### Passing Yards

11 yards..... at Savannah State, Oct. 6, 2018  
37 yards..... vs. Point, Sept. 23, 2017  
38 yards..... at Hampton, Sept. 29, 2018  
68 yards..... at Kennesaw State, Nov. 11, 2017  
82 yards..... at Gardner-Webb, Nov. 4, 2017

#### Points

0..... vs. Point, Sept. 23, 2017  
0..... at Presbyterian, Oct. 14, 2017  
6..... vs. Virginia Lynchburg, Oct. 13, 2018  
7..... vs. MVSU, Sept. 30, 2017  
7..... vs. Presbyterian, Oct. 20, 2018

# 2018 CHARLESTON SOUTHERN FOOTBALL

## CSU DEFENSE BY THE NUMBERS

10

Led by Anthony Ellis (9.0) and Johnny Robinson (6.5), the Charleston Southern defense was 10th in the NCAA in team sacks per game at 3.09 per contest. The Bucs recorded 34 sacks as a team in the 2017 season.

18

The Bucs finished 18th overall in total defense in the 2017 season allowing 311.5 yards per game. CSU allows 126.2 yards on the ground and 185.4 through the air on the year.

19

Charleston Southern forced 19 turnovers in the 2017 season to finish 55th overall in the FCS in the category.

26

Charleston Southern was 26th in the FCS in passing defense in 2017. CSU allowed opponents to surpass 300 yards passing twice last season, including a season-high 321 at Indiana.

27

The Buccaneers led the Big South Conference in fewest opponent first downs given up in the 2017 season. CSU has allowed 192 first downs to sit 27th in the FCS in the category.

72

Charleston Southern was 72nd in the FCS in turnover margin. CSU averaged -0.09 turnovers per game against the opposition in the 2017 season.

### #34 | SOLOMON BROWN | DE | R-SR. | 6-1 | 235 | CENTRAL, S.C. | DANIEL



- Earned a spot on All-Big South Conference First Team for second consecutive season
- Tied for eighth in the league with 3.5 sacks
- Finished fourth on team and 12th in league with 58 tackles
- Also recorded eight TFL, an INT, five pass breakups, a FF and a FR
- Tallied season-high 11 tackles, including a tackle for loss, against Indiana (Oct. 7)
- Delivered 10 tackles in BTB games against Gardner-Webb (Nov. 4) and Kennesaw St. (Nov. 11)

#### CAREER HIGHS

Tackles	15, The Citadel (2015)
Solo	7, at Florida St. (2016)
Assisted	9, The Citadel (2015)
TFL	4.5 at Savannah State (2018)
Sacks	2.5, Savannah State (2017)
FF	1, Four Times
FR	1, Three Times
INT	1, Twice

#### 2018 DEFENSIVE STATS

GP	ST	AT	TT	TFL	Sacks	Int	PBU	QBH	Fr-Yds	FF	Blk	Saf
6	17	18	35	7.0-22	0.5-2	.	.	2	1-0	.	.	.

### #18 | JOHNNY ROBINSON | DL | SR. | 6-1 | 260 | APOPKA, FLA. | APOPKA



- Named to the All-Big South Conference First Team
- Ranked third in the Big South in sacks (6.5) and fourth in tackles for loss (12)
- Tallied 35 total tackles and a pass breakup
- Enjoyed a big game in win over Mississippi Valley State (Sept. 30), notching four tackles, 2.5 tackles for loss and two sacks
- Recorded a career-high eight tackles and three tackles for loss against Monmouth (Oct. 28)

#### CAREER HIGHS

Tackles	9, Kennesaw State (2015)
Solo	4, Kennesaw State (2015)
Assisted	5, Twice
TFL	3.0, Monmouth (2017)
Sacks	2.0, MVSU (2017)

#### 2018 DEFENSIVE STATS

GP	ST	AT	TT	TFL	Sacks	Int	PBU	QBH	Fr-Yds	FF	Blk	Saf
6	7	10	17	4.5-22	2.0-17	.	.	.	.	1	.	.

### #5 | J.D. SOSEBEE | LB | R-JR. | 6-0 | 215 | GAINESVILLE, GA. | GAINESVILLE



- Earned spot on All-Big South Conference Second Team
- Ranked fifth in the league with a team-high 81 tackles
- Ranked eighth in the league with eight tackles for loss
- Recovered a fumble and returned it 60 yards for a touchdown in win over Point (Sept. 23)
- Recorded three games with ten or more tackles, including a career-high 11 against both Mississippi State (Sept. 2) and Indiana (Oct. 7)

#### CAREER HIGHS

Tackles	13 at Savannah State (2018)
Solo	6, Three Times (2015)
Assisted	7 at Mississippi State (2017)
TFL	3.0, at Gardner-Webb (2015)
Sacks	2, Kennesaw State (2016)
Interceptions	1, Twice
FF	1, Three Times
FR	1, Four Times

#### 2018 DEFENSIVE STATS

GP	ST	AT	TT	TFL	Sacks	Int	PBU	QBH	Fr-Yds	FF	Blk	Saf
6	21	27	48	4.0-13	0.5-2	.	.	1	3-0	.	.	.

### #6 | SHADARIUS HOPKINS | DB | SR. | 5-10 | 185 | WINNSBORO, N.C. | FAIRFIELD CENTRAL



- Earned spot on All-Big South Conference Second Team
- Started all 11 games and finished second in league with 14 passes defended
- Paced CSU with 12 pass breakups and tied for team lead with two interceptions
- 52 tackles were sixth-most on team
- Recorded career-high 11 tackles in season opener at Mississippi State (Sept. 2)
- Enjoyed a big performance in win over Liberty (Nov. 18), notching an interception, five pass breakups and three tackles

#### CAREER HIGHS

Tackles	16, Elon (2018)
Solo	10, Elon (2018)
Assisted	7, at Mississippi State (2017)
TFL	1.0, Three Times
FF	1, Twice
Interceptions	1, Three Times
Pass Breakup	4, at Liberty (2016)

#### 2018 DEFENSIVE STATS

GP	ST	AT	TT	TFL	Sacks	Int	PBU	QBH	Fr-Yds	FF	Blk	Saf
6	24	15	39	1.0-1	.	.	1	.	1-0	2	.	.

### #7 | BRANDON ROWLAND | DB | R-SR. | 6-0 | 190 | IRMO, S.C. | IRMO



- Started all 11 games at safety and finished third on the team and 11th in the Big South with 64 tackles
- Also added two pass breakups, a blocked extra point, a tackle for loss and a forced fumble
- Recorded eight tackles in season opener at Mississippi State (Sept. 2)
- Had five stops, a tackle for loss and a forced fumble at Indiana (Oct. 7)
- Notched seven tackles and two pass breakups against Monmouth (Oct. 28)

#### CAREER HIGHS

Tackles	8, at Presbyterian (2017)
Solo	6, at Presbyterian (2017)
Assisted	5, Three Times
TFL	1.0, Five Times
Sacks	1.0, Four Times
Pass Breakup	1, Twice (2016)

#### 2018 DEFENSIVE STATS

GP	ST	AT	TT	TFL	Sacks	Int	PBU	QBH	Fr-Yds	FF	Blk	Saf
6	24	8	32	2.0-4	.	1-0	3	.	1-0	.	1	.

# GAME 7 | KENNESAW STATE

## CSU DEFENSE IN THE BIG SOUTH

### TEAM PER GAME

Scoring Defense .....	22.3 (3rd)
Total Defense .....	301.0 (2nd)
Rushing Defense .....	179.5 (3rd)
Passing Defense .....	121.5 (1st)
First Downs Allowed .....	16.5 (2nd)
3rd Down Conversions .....	32.9 (3rd)
4th Down Conversions .....	42.9 (2nd)
Red Zone Conversions .....	81.0 (5th)
Sacks .....	6 (5th)

### INDIVIDUAL

Interceptions .....	2, Jonathan Slaton (2nd)
Interception Return Yards .....	
Tackles .....	8.0, J.D. Sosebee (5th)
Sacks .....	2.0, Johnny Robinson (6th)
Tackles for Loss .....	7.0, Solomon Brown (1st)
Fumbles Forced .....	0.33, Shadarius Hopkins (1st)
Fumbles Recovered .....	0.50, J.D. Sosebee (1st)
Passes Defended .....	1.50, James Allen (1st)

## MAGIC NUMBERS RECORD UNDER TUCKER

Allows 24 points or less .....	8-2
Allows more than 24 points .....	1-6

### OTHER DEFENSIVE PLAYERS TO WATCH

#### #3 Jonathan Slaton, CB

\* Started all 11 games at corner and posted 20 tackles, two pass breakups, a blocked field goal, a fumble recovery and a tackle for loss

\* Also returned two punts for nine yards

\* Blocked a field goal in win over Point (Sept. 23)

#### #31 ANTON WILLIAMS, DE

\* Played in nine games on defense and special teams

\* Tallied 15 tackles, two tackles for loss and 1.5 sacks

\* Had three tackles and a sack in win over Point (Sept. 23)

#### #50 EDWARD KING, LB

\* Played in three games at linebacker and special teams

before sustaining season-ending injury

\* Tallied ten tackles and half a tackle for loss

#### #42 CRAIG JOHNSON, LB

\* Played in eight games at linebacker and on special teams

\* Recorded 22 tackles, 1.5 tackles for loss and a quarterback hit

\* Ended season on a high note, posting multiple tackles in four of final five games

#### #99 JAHID BEAMON, DL

\* Came to the Bucs by way of Ellsworth Community College where he lined up under Coach Jesse Montalto as a defensive tackle

\* Posted 44 tackles, a sack, and 10.0 tackles for loss at Ellsworth, while starting all 12 games

#### #13 JAMES ALLEN, CB

\* Earned spot on Big South All-Academic Team as well as the CoSIDA Academic All-District 4 Team

\* Played in ten games, started one and tallied nine tackles, three pass breakups and a forced fumble

\* Also returned eight kickoffs for 133 yards, with a long of 23

STOPPING BURKS

Chandler Burks. That's the primary engine that leads Kennesaw State's fifth-ranked rushing offense and 13th-ranked total offense in 2018. The quarterback has paced KSU's rise to sitting second overall in both major FCS polls and sits among the national leaders in scoring (3rd), rushing touchdowns (1st), and rushing yards (56th). He has posted multiple rushing touchdowns in each of KSU's last six games, including a career-high four in the Owls' win over Presbyterian. Last season, Burks was held in check with 11 carries for 26 yards in KSU's win over the Bucs. It was one of two times the quarterback was held under 50 rushing yards last season in pacing the Owls to a 12-2 record and a trip to the FCS Quarterfinals. CSU will have to keep the Owls' signal caller in check.

RUN DEFENSE

Charleston Southern's defense has struggled to contain the run in 2018. The Bucs will need to get back on track against a KSU offense that is second in FCS in total rushing yards per game (377.0). CSU has surrendered at least 100 rushing yards in every game in 2018 and has allowed opponents to hit the 200-yard mark three times. No coincidence, all three of those games (Florida - 203, Elon - 226, and Savannah State - 213) were CSU's three losses this season. Since being held to 181 yards on the ground in the opener against Georgia State, the Owls have posted five games with at least 300 total rushing yards and four with at least 400. Kennesaw is averaging 487.5 rushing yards per game in Big South Conference play this season with 13 rushing touchdowns in the two contests against Presbyterian and Gardner-Webb. CSU will need to rely on All-American candidates Solomon Brown and Johnny Robinson to help support the line of scrimmage and stem the Owls' rushing attack.

NO ONE CAN PASS

Saturday's game may come down to which team is able to establish a consistent rushing attack as both defenses have excelled against the passing game this season. CSU has excelled against the pass in the last four games. The Bucs allowed just 268 combined passing yards against Hampton, Savannah State, Virginia Lynchburg, and Presbyterian on their way to ascending to the top ranking in FCS in passing yards per game (121.5). Kennesaw State tends to make its impact on the ground, but has posted a trio of 100-plus yard passing efforts on the season. KSU is averaging 100.1 yards per game through the air and averages 9.3 pass attempts per game. The Bucs have picked off passes in each of the last four games and will look to turn the field if the Owls drop back to throw it.

THIRD DOWN PRIORITIES

It will be a battle of wills on third down this weekend as the Buccaneers face off against an offense ranked third in FCS in third down conversion percentage. Kennesaw State records a first down an impressive 50.6% of the time when facing third down and currently are ranked 19th in FCS in total first downs gained with 164. The Bucs counter back with the 30th ranked defense on third downs allowing opponents to convert just 32.9% of the time. CSU is also ninth overall in first downs allowed on the season with 99. Shortening drives and keeping the Owls' offense off the field could be one of the keys to CSU's defensive game plan on Saturday.

GENERATING TURNOVERS

Charleston Southern's defense has been opportunistic this season and it has paid off in all three of CSU's wins in 2018. In all three CSU wins, the Buccaneers have forced multiple turnovers that have led to touchdowns or touchdown drives. CSU recorded a five-turnover game in their 48-14 win over Hampton with James Allen taking an interception in for the score in the Bucs' win. Against Virginia Lynchburg two weeks later, CSU turned a Jonathan Slaton interception and a fumble recovery deep inside Buccaneer territory into touchdown drives. Last week against PC, the Bucs scored 28 points off five fumble recoveries and a Slaton pick-six to take the win over the Blue Hose. The Bucs are now +4 in the turnover category on the season and will need to get after the KSU rushing attack that has lost nine fumbles on the year.

GETTING AFTER THE QUARTERBACK

Charleston Southern continues to struggle generating a pass rush this season, but Solomon Brown and Johnny Robinson have started to pick things back up as the duo combined for a strip sack this past weekend against Presbyterian. The Bucs posted a school-record 34.0 sacks last season, but through six games in 2018, CSU has taken the quarterback down six times this year. Robinson leads the way with 2.0 sacks this season and has consistently been fighting through double teams on the line of scrimmage. Jonathan Glover has added 1.5 sacks and 4.5 tackles for loss from the outside after joining the Bucs from Albany State. CSU will need to regain momentum and get after Burks in the rare instances he drops back to pass to help the Bucs' top-ranked pass defense.

HOLDING THE LINE OF SCRIMMAGE

While CSU's pass rush has faltered, the Buccaneers are still making plays at, or behind, the line of scrimmage in 2018. The Bucs enter Saturday's contest ranked 40th in FCS in team tackles for loss per game at 6.8. Leading the charge is Big South leader Solomon Brown at 7.0 tackles for loss on the season. Brown did a majority of his damage on the road at Savannah State with a career-high 4.5 tackles behind the line against the Tigers. He added 1.5 TFL this past weekend against Presbyterian in CSU's win over the Blue Hose. Kennesaw State prides itself on setting up a short field on third downs - the Owls lead the nation in team tackles for loss allowed on the year at 2.86 per game. The Bucs will have to force KSU into third-and-long situations to help end Owls' drives.

Big South Defensive POTW

Week 1.....	Shai Thomas, LB, Gardner-Webb
Week 2.....	Damien Dozier, DL, Campbell
Week 3.....	Da'Quan Grimes, LB, Monmouth
Week 4.....	<b>Shadarius Hopkins, DB, Charleston So.</b>
Week 5.....	Jack Ryan, LB, Campbell
Week 6.....	Desmond Johnson Jr., DL, Kennesaw State
Week 7.....	Evan Powell, LB, Monmouth
Week 8.....	Justin Terry, DB, Monmouth

Big South Defensive FOTW

Week 1.....	
Week 2.....	
Week 3.....	
Week 4.....	Justice Galloway-Velazquez, LB, Campbell
Week 5.....	
Week 6.....	Dorian Jones, DB, Campbell
Week 7.....	
Week 8.....	

DEFENSIVE PLAYERS CAREER HIGHS IN A GAME

**#3 Jonathan Slaton - DB**

Tackles	5 vs. Elon (2018)
Solo	4 vs. MVSU (2017)
Assisted	3 vs. Elon (2018)
TFL	1 at Indiana (2017)
Pass Breakup	3 at Florida (2018)

**#5 J.D. Sosebee - LB**

Tackles	13 at Savannah State (2018)
Solo	6, Three Times
Assisted	8 at Mississippi State (2017)
TFL	2.5 at Gardner-Webb (2017)
Sacks	1, Twice

**#6 Shadarius Hopkins - DB**

Tackles	16 vs. Elon (2018)
Solo	10 vs. Elon (2018)
Assisted	7 at Mississippi State (2017)
TFL	1.0, Four Times
Interceptions	1, Four Times
Pass Breakup	5 vs. Liberty (2017)

**#7 Brandon Rowland - DB**

Tackles	9 at Kennesaw State (2017)
Solo	8 at Kennesaw State (2017)
Assisted	6 at Mississippi State (2017)
Interceptions	1, Twice
Pass Breakup	2 vs. Monmouth (2017)
Blocked Kick	1, Twice

**#13 James Allen - DB**

Tackles	6 vs. Elon (2018)
Solo	4 vs. Elon (2018)
Assisted	2 vs. Elon (2018)
Pass Breakup	3, Twice
Interception	1 at Hampton (2018)

**#18 Johnny Robinson - DL**

Tackles	9 vs. Kennesaw St. (2016)
Solo	4 vs. Kennesaw St. (2016)
Assisted	5, Twice
TFL	3.0 vs. Monmouth (2017)
Sack	2.0 vs. MVSU (2017)
TFL	2.5 at Gardner-Webb (2017)

**#31 Anton Williams - DE**

Tackles	5 vs. MVSU (2017)
Solo	2 vs. Point (2017)
Assisted	4 vs. MVSU (2017)
TFL	1 vs. Point (2017)
Sacks	1 vs. Point (2017)

**#34 Solomon Brown - DE**

Tackles	15 vs. The Citadel (2015)
Solo	8 at Kennesaw State (2017)
Assisted	9 vs. The Citadel (2015)
TFL	4.5 at Savannah State (2018)
Sacks	2.5 vs. Savannah State (2017)
FF	1, Four Times
FR	1, Three Times
INT	1, Twice

**#35 Stefan Williams - LB**

Tackles	6 vs. MVSU (2017)
Solo	3 vs. MVSU (2017)
Assisted	3 vs. MVSU (2017)
TFL	0.5, Twice
FR	1 vs. MVSU (2017)

**#42 Craig Johnson - LB**

Tackles	9 vs. Liberty (2017)
Solo	5 vs. Liberty (2017)
Assisted	4 vs. Liberty (2017)
TFL	1 vs. Monmouth (2017)

**#50 Edward King - LB**

Tackles	8 at Mississippi State (2017)
Solo	3 at Mississippi State (2017)
Assisted	5 at Mississippi State (2017)
TFL	0.5 at Mississippi State (2017)



# 2018

## CSU RECORD WATCH LIST

Since joining the Bucs as a walk-on back in the 2015 season, Tyler Tekac has made his impact felt across the field as the CSU's primary placekicker. The rising senior joined the Bucs from local Stratford High School and was 7-for-11 in attempts his freshman season with a season-long 40 yard attempt coming in the win over top-ranked Coastal Carolina.

Tekac's development over the last three seasons came through in crunch time situations last year as the Goose Creek, S.C. native came through with two game-winning kicks last season. Tekac connected on the game-winning 43-yard attempt on the final play of the 10-9 win over Gardner-Webb. He added a 42-yard field goal in the closing seconds of the 20-19 win over Liberty in the season-finale.

The 6-0 athlete helps lead a talented special teams unit that includes rising junior punter Kyle Reighard (6th in FCS in net punting), as well as long snapper Ethan Ray.

## THE TEKAC FILE

RANKED 3RD ALL-TIME IN  
CSU RECORD BOOKS WITH

# 25

FIELD GOALS  
MADE

RANKED 2ND ALL-TIME IN  
CSU RECORD BOOKS WITH

# 117

EXTRA POINTS  
MADE

RANKED 2ND ALL-TIME IN  
CSU RECORD BOOKS WITH

# 192

CAREER POINTS  
SCORED

### TEKAC CONNECTS

Tyler Tekac joins a legacy of successful Charleston Southern kickers as the rising senior enters his final season of competition with the Bucs. The Goose Creek, S.C. native currently ranks fourth all-time in career field goals made and could become the fourth kicker in program history to reach 20 career made field goals this season.

### CSU All-Time Field Goals Made

1.	29	John Paglia	.....2007-10
	29	Nick Ellis	.....2003-07
<b>3.</b>	<b>25</b>	<b>Tyler Tekac</b>	<b>..... 2015-present</b>
4.	24	Clint Kelly	.....1996-99
5.	12	Mark Deboy	.....2011-13
	12	David Kennedy	.....2014-17

Tekac also could make his mark in career extra points made as he currently ranks second all-time in the category trailing only Nick Ellis (2003-07) in the mark.

### CSU All-Time Extra Points Made

1.	127	Nick Ellis	.....2003-07
<b>2.</b>	<b>117</b>	<b>Tyler Tekac</b>	<b>..... 2015-present</b>
3.	56	John Paglia	.....2007-10
4.	39	T.J. Higgins	.....2011-13
5.	36	David Kennedy	.....2014-17

### PRESEASON ALL-CONFERENCE WATCH

Tekac was one of four Buccaneers' specialists to be recognized on the preseason All-Conference team as the rising senior leads the group heading into the 2018 season. Noted among the Buccaneers' returners include First Team All-Conference punter Kyle Reighard, as well as long snapper Ethan Ray and return specialist Taz Lindsey.

### Bucs' Preseason All-Conference Selections

All-Conference  
Kyle Reighard, Punter  
Taz Lindsey, Punt Returner

### Honorable Mention

Tyler Tekac, Placekicker  
Ethan Ray, Long Snapper

### POSITION BATTLE

With the loss of David Kennedy to graduation, a key battle blossoming in fall camp is the role of kickoff specialist. Rising sophomore Alex Usry has the upper hand early in the camp battle, but Tyler Tekac and Kyle Reighard could also see time in helping the Buccaneers win the field position battle in the 2018 season. Reighard is also the in-house favorite to handle the primary holding responsibilities held by Kennedy last season.

### TEKAC 40-YARD FGS AT CSU

Tyler Tekac continues to climb in both the Charleston Southern and the Big South rankings. The senior placekicker is showcasing his leg and currently sits tied for seventh all-time in career 40-yard field goals in Big South history. He is tied with John Paglia (2007-10) for the most all-time made by a CSU kicker with nine following his 44-yard conversion against Presbyterian.

40 yards vs. Coastal Carolina	..... Oct. 31, 2015
49 yards vs. Point	..... Sept. 23, 2017
48 yards vs. Miss. Valley State	..... Sept. 30, 2017
42 yards vs. Savannah State	..... Oct. 21, 2017
43 yards at Gardner-Webb	..... Nov. 4, 2017
42 yards vs. Liberty	..... Nov. 18, 2017
44 yards vs. Elon	..... Sept. 22, 2018
46 yards vs. Virginia Lynchburg	..... Oct. 13, 2018
44 yards vs. Presbyterian	..... Oct. 20, 2018

### CHASING POINTS RECORD

Tyler Tekac enters the season with a chance to become CSU's all-time leading scorer heading into his final season. He is currently second all-time after entering the top five last season.

1.	214	..... Nick Ellis (2003-07)
<b>2.</b>	<b>192</b>	<b>..... Tyler Tekac (2015-present)</b>
3.	188	..... Mike Holloway (2013-16)
4.	150	..... Gerald Stevenson (2007-10)
5.	143	..... John Paglia (2007-10)
	143	..... Clint Kelly (1996-99)

### REIGHARD'S LEG POWERING BUCS

All Kyle Reighard does is boom the ball down the field. The rising redshirt junior lit a spark under the Buccaneers' special teams efforts last season as the Salem, Va. native led the Big South Conference by a wide margin of 0.7 yards per attempt.

### Big South Leaders

<b>1.</b>	<b>41.4</b>	<b>..... Kyle Reighard, CSU</b>
2.	40.7	..... Trey Turner, Liberty
3.	40.5	..... Brett Norton, PC
4.	40.0	..... Matt White, Monmouth
5.	39.6	..... Andrew Komornik, GWU

### PUNTS OVER 50+ YARDS (2018)

An added element to CSU's punting game, Reighard paced the conference in punts over 50 yards and inside the 20 last season. He put 11 punts over 50 yards in 2017, and continued showcasing his strong leg this season.

52 yards	.....vs. Elon, Sept. 22
59 yards	.....at Savannah State, Oct. 6

## CSU SPECIAL TEAMS BY THE NUMBERS

6

Paced by redshirt sophomore Kyle Reighard's strong leg, the Buccaneers' punt team was 6th in the NCAA in net punting in 2017. CSU was among the national leaders with an average of 39.1 yards per punt

7

Tyler Tekac finished the season with seven field goals in the 2017 season. It tied his previous season high with seven set back in 2015.

10

Taz Lindsey was the Big South Conference leader in punt return average last season with 10.0 yards per return. Included in that was his 45-yard punt return for a touchdown against Mississippi Valley State.

40

The Bucs' punt return defense allowed an average of 6.06 yards per return over the 2017 season. CSU finished the year 40th in the NCAA in punt return defense.

41

Kyle Reighard's leg put him first in the Big South and among the national leaders after averaging 41.4 yards per punt in 2017.

43

Senior placekicker Tyler Tekac set a CSU record last season in most consecutive made extra points. Tekac made 43 in a row eclipsing the mark of 31 set by Clint Kelly (1998-99).

## #9 | TYLER TEKAC | K | SR. | 6-0 | 160 | GOOSE CREEK, S.C. | STRATFORD



- Connected on 7-of-10 field goal tries, including a career-long 49-yarder
- Converted 28-of-29 extra point attempts
- Made five field goals of 40 yards or longer
- Career-long 49-yard field goal came in win over Point (Sept. 23)
- Hit a 43-yard game-winner on final play of game against Gardner-Webb
- Hit another game-winner, from 42 yards, on final play against Liberty
- Set CSU consecutive PAT mark having made 43 attempts (2016-17)

## CAREER HIGHS

Field Goals	3 vs. Virginia Lynchburg (2018)
Field Goal Att.	3, Three Times
Field Goal Long	49, Point (2017)
PATs	7, Four Times
PAT Attempts	7, Five Times

## 2018 FIELD GOAL STATS

FG	PCT.	01-19	20-29	30-39	40-49	50-99	LG	BLK
7-9	77.8	0-0	0-1	4-4	3-4	0-0	46	1

## #95 | KYLE REIGHARD | P | R-JR. | 6-2 | 197 | SALEM, VA. | SALEM



- Earned All-Big South Conference First Team honors after leading the league and ranking 29th nationally with a 41.4-yard punting average
- Runner-up for Big South Special Teams Player of the Year
- Led unit that ranked sixth nationally in net punting (39.09 yards)
- Paced Big South in punts inside the 20-yard line (20) and punts of 50 yards or more (11)
- Placed three punts inside the 20 in four different games

## CAREER HIGHS

Punts	12, at Mississippi St. (2017)
Punt Average	46.8 at Savannah State (2018)
Long Punt	57, at Indiana (2017)
Punts Inside 20	3, Five Times
Punts 50+	2, Three Times

## 2018 PUNTING STATS

NO.	YDS	AVG	LG	TB	FC	T20	50+	BLK
29	1237	42.7	59	1	14	11	2	0

## #14 | TAZ LINDSEY | RS | SR. | 5-7 | 176 | HEPHZIBAH, GA. | AQUINAS (FEATHER RIVER CC)



- Third in the NCAA in punt return touchdowns with 1
- 12th in the NCAA in punt return average with 10.0 yards per attempt
- Led the Big South with 10.0 yards per punt return, second in punt return yards (160)
- Four games with at least 75 all-purpose yards in 2017
- 100 return yards (53 punt, 47 kickoff) on October 28 against Monmouth
- 45-yard punt return touchdown on September 30 against Mississippi Valley State
- Season-high 94 kickoff return yards on November 11 at Kennesaw State

## CAREER HIGHS

Kick Returns	4, Savannah State (2017)
KR Yards	94, at Kennesaw State (2017)
KR Avg	23.5, Twice
KR Long	31, Monmouth (2017)
Punt Returns	5, Monmouth (2017)
PR Yards	53, Monmouth (2017)
PR Avg	24.0, MVSU (2017)
PR Long	45, MVSU (2017)

## 2018 PUNT RETURN STATS

No.	Yds	Avg	TD	Lng
11	140	12.7	0	29

## 2017 KICK RETURN STATS

No.	Yds	Avg	TD	Lng
10	190	19.0	0	36

## #49 | ETHAN RAY | LS | R-SO. | 6-0 | 185 | BOILING SPRINGS, S.C. | BOILING SPRINGS



- 2018 Big South Preseason All-Conference Honorable Mention
- Earned spot as Bucs' starting long snapper
- Part of punt unit that ranked sixth nationally in net punting

## #47 | ALEX USRY | KO | R-FR. | 5-10 | 185 | MCDONOUGH, GA. | ELCA



- Redshirted the season

## 2018 KICKOFF STATS

No.	Yds	Avg	TB	OB
16	895	55.9	1	0

## CSU SPECIALISTS IN THE BIG SOUTH TEAM

Punt Returns.....	12.7 (2nd)
Kick Returns .....	22.2 (2nd)
Punting Average .....	42.7 (2nd)
Net Punting .....	40.9 (2nd)
Kickoff Coverage .....	17.41 (2nd)
Opponent Punt Returns .....	4.43 (2nd)
Field Goal Percentage.....	0.778 (4th)
Field Goals Made .....	7 (1st)
PAT Kicking .....	0.864 (5th)

## INDIVIDUAL

Punting .....	42.7, Kyle Reighard (2nd)
Field Goals Made .....	7, Tyler Tekac (1st)
Punt Return Average .....	12.7, Taz Lindsey (2nd)
Kick Return Average .....	19.0, Taz Lindsey (3rd)
Total Punt Return Yards .....	140, Taz Lindsey (3rd)
Total Kick Return Yards .....	190, Taz Lindsey (5th)
Kick Return TD .....	1, James Allen (2nd)
Punt Return TD .....	

## CSU SPECIALIST STORYLINES

## TEKAC CONTINUES TO CLIMB

Charleston Southern senior placekicker Tyler Tekac continues to move up the all-time rankings in both the CSU and the Big South record books. Coming off back-to-back double-digit scoring games, Tekac inched his way closer moving to the tops in the record books. Tekac (25) is currently trailing CSU alums John Paglia (29, 2007-10) and Nick Ellis (29, 2003-07) in the all-time CSU field goal list. He is also second all-time in points scored with 192 trailing only Ellis (214). He continues his assault on the Big South record book as well sitting seventh all-time in career 40-yard field goals made, as well as climbing in the top 10 all-time in PATs made.

## REIGHARD KICKING IT AWAY

Redshirt junior punter Kyle Reighard continues his leadership on one of the best punt units in the country as the Buccaneers enter the weekend ranked third overall in net punting on the season. The Bucs have posted a 41.83 net average per punt attempt behind the leg of the preseason All-Conference selection. Reighard has posted two punts of at least 50 yards this season and has once again excelled in pinning opponents deep within their own territory. Reighard has posted nine punts inside the 20 this season and forced 10 fair catches on the season. He has averaged at least 40.2 yards per punt in each of the five games this year and increased his punting average nearly two full yards from last season (43.1-41.4).

## CONTAINING KSU'S RETURN GAME

Charleston Southern's coverage units will face a stiff test this weekend taking on one of the nation's best return teams. The Owls are first in FCS in kickoff returns averaging 45.7 yards per return behind Isaac Foster's nation-leading two scores on the year. KSU also boasts Courtney Mills, one of the top punt return men in the game who sits third in FCS in punt return touchdowns. Kyle Reighard has handled the primary kickoff and punting duties for the Bucs over the last two games and will be put to the test providing key hang time to allow the coverage units time to converge and prevent the long return.



## ■ COACHING CAREER

Year	School	Position
1987	ETSU	Assistant
1998	The Citadel	Assistant
1989	Hargrave Military Acad.	(Head Coach)
1990-91	Williamsburg Acad.	(Head Coach)
1992-95	The Citadel	Assistant
1996	The Citadel	Offensive Coordinator
1997-98	ETSU	Assistant
2002-03	ETSU	Assistant
2004	Mtn Empire Warriors	(Head Coach)
2013-16	Charleston So.	Quarterbacks
2017	Charleston So.	Head Coach

## ■ HEAD COACHING RECORD

Year	School	Position	Record
2017	Charleston So.	Head Coach	6-5 (3-2)

## ■ THE TUCKER FILE

**Wife:** Wendy

**Children:** Emilee, Ammanda, Andrew Joseph, Garrett Duncan, Alexis

**Education:** ETSU, 1987

**Hometown:** Charleston, S.C.

grew in his feel for the offense and played some of his best football in CSU's three-game winning streak to end the Big South season. For the year, the UAB transfer threw for 1,848 yards and 11 touchdowns while also tallying 254 rushing yards and five more scores.

Tucker's experience proved valuable for CSU in 2013, as the Bucs set a school record with 10 victories to earn a No. 22 final national ranking. Under Tucker, senior Dixon played the best football of his career to pace CSU to a 4-0 start. When Dixon went down with an injury during the fourth quarter of the Appalachian State game, Tucker was then able to mentor a pair of freshmen in Croghan and Copeland. The Bucs continued to win even without their veteran signal caller, as Croghan ran up a 5-1 record as a starter to earn Big South Offensive Freshman of the Year honors.

Tucker, a Charleston native, coached former CSU head coach Jamey Chadwell at East Tennessee State and was an assistant at The Citadel in the 1990's.

In his six seasons as an assistant at The Citadel, Tucker was a part of record-setting offenses for the Bulldogs. In his final season of 1996, he served as the offensive coordinator and quarterbacks coach. Tucker is a former assistant at the two Southern Conference schools. Most recently, he spent four seasons at ETSU, where he coached the offensive line for one season and running backs and tight ends for two years.

Prior to being named offensive coordinator, he coached offensive skill players over a three-year stretch during some of the Bulldogs' best seasons in school history. In 1994, The Citadel set the national rushing record with 382.6 yards per game, which led all divisions. He was also part of the Bulldogs squad that reached the I-AA Quarterfinals and won the Southern Conference Championship in 1992. That team was ranked No. 1 in the national poll during the season. He was also an assistant at The Citadel for one season in 1988, when the Bulldogs reached the I-AA Playoffs and were ranked 14th nationally.

Tucker has also served as head coach at Williamsburg Academy and Hargrave Military Academy.

Tucker was the head coach of the Mountain Empire Warriors, a semi-pro football team in the North American Football League. He led the Warriors to a 10-2 record and a Top-10 ranking out of 115 league teams. The Warriors were first in rushing yards at 273 per game and first in total defense and turnover margin.

Tucker played at ETSU from 1982-'86 and was a three-year letterman at quarterback.

## HEAD COACH MARK TUCKER

### YEARS AT CSU

Entering 6th year at CSU, 2nd as Head Coach

### YEARS OVERALL

Entering 18th year coaching

Mark Tucker enters his second season as Charleston Southern head coach in 2018. Tucker was elevated to head coach in January 2017 after serving as quarterbacks coach during the most successful four-year run in program history.

Tucker was an integral part of a staff that completely transformed CSU Football. CSU has won 35 games over the last four seasons, capturing a pair of Big South Conference championships and FCS playoff berths in the process. The Bucs advanced to the national quarterfinals in 2015 and have been ranked in the top-25 for 22 consecutive weeks dating back to that campaign. The program had been ranked just once in its first 22 years of existence.

Tucker's wealth of experience and depth of knowledge have been instrumental in CSU's growth. His quarterbacks have directed a CSU offense that has ranked among the nation's elite in rushing offense each of the last four years. He has developed consistent quarterback play with Shane Bucenell, Austin Brown, Kyle Copeland, Malcolm Dixon, and Danny Croghan all making significant impacts.

Tucker made his mark again in 2016 as Bucenell excelled in a starting role as a redshirt freshman after the veteran Copeland suffered an early season-ending injury. CSU ranked sixth nationally in rushing on its way to a second straight Big South title and playoff berth with Bucenell at the reins of the offense. He was twice named the Big South Freshman of the Week and shined when the Bucs needed him most with a season-high four touchdown passes in the double overtime win at No. 14 Coastal Carolina. He added three touchdowns apiece in wins over Bucknell and Liberty in guiding the Bucs' to a Big South championship and a berth in the FCS Playoffs.

Under Tucker's tutelage, Brown earned second team All-Big South honors in 2015. Brown peaked at the right time to help lead CSU to an outright Big South Conference championship and the program's first-ever berth in the FCS Playoffs. He played one of the best halves of his career in the Bucs' win over top-ranked Coastal Carolina, and passed for a CSU career-best 301 yards in the triumph over Liberty.

Copeland also developed under Tucker's watch. He earned a start against ETSU and passed for a career-high 177 yards. He also started against Alabama, and played much of the FCS playoff quarterfinal game against top-seeded Jacksonville State, helping power the Bucs offense to 38 points.

Tucker helped lead a CSU offense that led the country in time of possession for a second straight season in 2014. He aided Brown in his acclimation to Jamey Chadwell's spread option offense. Brown

## CSU OFFENSIVE STAFF

### Offensive Line

### Matt White (Field)

Matt White comes to CSU by way of Saddleback College in Mission Viejo, Calif. where he served as the offensive line coach from March 2014-2017. During his time at Saddleback, White helped lead the team to the 2015 conference title, a National Bowl victory, and the SCFA Championship.

### Running Backs

### Malcolm Dixon (Booth)

Malcolm Dixon enters his fifth season at Charleston Southern and second as a full-time assistant coach in 2017. The former CSU quarterback will primarily work with running backs after serving as an offensive graduate assistant for the past two seasons.

### Tight Ends

### Michael DeTerlizzi (Field)

Mike DeTerlizzi, a former player and graduate assistant at Charleston Southern, returned to the Bucs as wide receivers coach and video coordinator in 2017. DeTerlizzi spent two seasons as wide receivers coach at Millsaps College in Jackson, Mississippi.

### Wide Receivers

### Brad Robbins (Booth)

Robbins joined the CSU coaching staff as the wide receivers coach in the spring of 2018 after spending the last five seasons at VMI serving as the Keydets wide receivers and tight ends coach, as well as their internal recruiting coordinator.

### Kickers/Punters/Dir. of FB Ops

### David Padilla (Field)

David Padilla, a native of Oxnard, California, begins his 10th season with the Buccaneers, and fifth year coaching kickers/punters in 2018. Padilla has been part of a CSU staff that has helped lead the Bucs to a program-record 41 wins over the last five seasons.

### Graduate Asst. (Offense)

### David Olson (Field)

### Graduate Asst. (Operations)

### Mike Marangelli (Field)

## CSU DEFENSIVE STAFF

### Asst. HC/Def. Coord./LBs

### Zane Vance (Field)

Zane Vance enters his second year as Charleston Southern's assistant head coach and defensive coordinator in 2017. Vance will also coach CSU's linebackers. Vance comes to CSU after spending the last four seasons as the assistant head coach at New Mexico State. During his tenure with the Aggies, Vance served as special teams coordinator and defensive coordinator, while also working with defensive ends and linebackers.

### Defensive Line

### Josh Cooper (Field)

Former NFL defensive lineman Josh Cooper begins his second season as CSU's defensive line coach in 2018. Cooper joined the staff following one season as a defensive assistant and defensive line coach at Ave Maria University, an NAIA program in Florida. Prior to Ave Maria, Cooper served three seasons as a defensive assistant at Duke University under head coach David Cutcliffe.

### Safeties

### Mike Adams (Booth)

Mike Adams begins his second season as Charleston Southern's safeties coach in 2018. Adams comes to CSU after spending three seasons working with nickel backs and inside linebackers at the University of South Alabama.

### Cornerbacks

### Bryant Foster (Field)

Bryant Foster enters his second season as Charleston Southern's cornerbacks coach in 2018. Foster spent two seasons as cornerbacks coach and defensive pass game coordinator at Hampton University. Foster served in the same capacity at Campbell from 2013-14.

### Graduate Asst. (Defense)

### Aaron Brown

# CHARLESTON SOUTHERN BUCCANEERS (6-5, 3-2 Big South)

## 2017 SEASON REVIEW



### THE BASICS

Charleston Southern and Kennesaw State were installed as Big South Conference preseason co-favorites, it was announced at the league's annual Football Media Day. CSU and Kennesaw State each received nine first-place votes and 80 total points in the poll conducted by the league's head coaches and a media panel. Charleston Southern senior defensive lineman Anthony Ellis was selected the Preseason Big South Defensive Player of the Year for the second consecutive season.

Six Charleston Southern players were named to the 2017 Big South Football Preseason All-Conference Team. Anthony Ellis was picked as the Preseason Defensive Player of the Year to highlight the Buccaneers selected. Frank Cirone (offensive line) and Zane Cruz (linebacker), as well as Solomon Brown (linebacker), Shadarius Hopkins (defensive back), and Kameron Brown (wide receiver) also garnered preseason All-Conference nods.

The Bucs started 2017 slow with a tough road loss at Mississippi State. CSU was held to 33 yards' offense and two first downs in their season-opener against the Bulldogs. CSU continued in week two with a last second loss to Elon as the Bucs' field goal attempt at the buzzer was blocked. The Bucs followed their opening two losses with a breakout game against Point in the home opener. CSU racked up 620 yards' offense including 300 through the air in the 66-0 win over the Skyhawks.

### BUCCANEER STAT LEADERS













RUSHING	<b>Noah Shuler</b>	115 Carries, 583 yards, 8 TDs, Long of 30 yards
PASSING	<b>Shane Bucenell</b>	48-101, 737 Yards, 6 TD/4 INT, 92.1 YPG
RECEIVING	<b>Kameron Brown</b>	25 Rec, 552 Yards, 2 TD, 55.2 YPG, Long of 87 yards
DEFENSIVE	<b>J.D. Sosebee</b>	81 Tackles, 2 sacks, 8.0 TFL, 1 FF, 1 FR, 1 TD

CSU broke the second half open against Mississippi Valley State with 48 points (35 in the third quarter) on their way to topping the Delta Devils. The Bucs struggled on the road in their second FBS game of the 2017 season, falling to host Indiana, 27-0. Noah Shuler scored the go-ahead touchdown late in the fourth quarter in the Bucs' Big South-opening win over Presbyterian. London Johnson gained 336 total offensive yards and four passing touchdowns as CSU improved to 3-0 at home with a 52-27 win over Savannah State.

The Bucs suffered their first loss to Monmouth to close out October as CSU's late comeback fell short against the Hawks. Tyler Tekac put the Bucs back in the winning column with a game-winning 43-yard field goal against Gardner-Webb. Kennesaw State snapped CSU's road conference winning streak with a 38-0 victory behind 343 rushing yards and five rushing touchdowns. Tekac once again secured the CSU win with the game-winning 42-yard field goal in the 20-19 win over Liberty to cap the season.

CSU placed 11 on the postseason All-Conference team paced by co-Defensive Player of the Year Anthony Ellis. Frank Cirone, Ellis, Johnny Robinson, Solomon Brown, and Kyle Reighard all earned First Team honors. Kameron Brown, J.D. Sosebee and Zane Cruz, Shadarius Hopkins, and Taz Lindsey all received Second Team recognition.

## 2018 SCHEDULE & RESULTS

DATE	OPPONENT	SITE	TV	RESULT	NOTES
Sept. 1	 at FLORIDA	GAINESVILLE, FLA. BEN HILL GRIFFIN STADIUM	SEC NETWORK	L, 53-6	Bucs held to 33 yards' offense and two first downs in season-opening loss at Mississippi State.
Sept. 15	 at THE CITADEL	JOHNSON HAGOOD STADIUM	ESPN+	Postponed	Game postponed due to the effects of Hurricane Florence
Sept. 22	 ELON	CHARLESTON, S.C. BUCCANEER FIELD	ESPN+	L, 31-22	No. 12 Elon rallied off 21 consecutive points in the second half to hold off Charleston Southern at Buccaneer Field.
Sept. 29	 at HAMPTON	HAMPTON, VA. ARMSTRONG STADIUM	ESPN+	W, 48-14	Charleston Southern played a complete game on Saturday afternoon as the Buccaneers dominated on offense, defense, and special teams in their 48-14 win.
Oct. 6	 at SAVANNAH STATE	SAVANNAH, GA. WRIGHT STADIUM	ESPN3	L, 23-3	Savannah State takes advantage of two CSU turnovers to take their first win in the all-time series over the Buccaneers.
Oct. 13	 VIRGINIA-LYNCHBURG	CHARLESTON, S.C. BUCCANEER FIELD	ESPN+	W, 58-6	Jack Chambers capitalized on his first start finishing with 267 total yards and a trio of touchdowns to lead CSU against Virginia Lynchburg.
Oct. 20	 PRESBYTERIAN*	CHARLESTON, S.C. BUCCANEER FIELD	ESPN+	W, 41-7	Jonathan Slaton's pick-six was the first of six turnovers CSU forced against the Blue Hose as the Bucs topped PC in their Big South opener.
Oct. 27	 KENNESAW STATE*	CHARLESTON, S.C. BUCCANEER FIELD	ESPN+	6 P.M.	Bucs' Big South home opener comes against a program on the rise as the Owls advanced to the 2017 FCS Quarterfinals in their third year.
Nov. 3	 at MONMOUTH*	WEST LONG BRANCH, N.J. KESSLER STADIUM	ESPN3	1 P.M.	CSU won the first three matchups against the Hawks prior to Monmouth taking its first win of the series last season in Charleston.
Nov. 10	 GARDNER-WEBB*	CHARLESTON, S.C. BUCCANEER FIELD	ESPN+	3 P.M.	Tyler Tekac drilled a game-winning 43-yard field goal on the game's final play to give CSU a 10-9 win over Gardner-Webb last year.
Nov. 17	 at CAMPBELL*	BUIES CREEK, N.C. BARKER-LANE STADIUM		2 P.M.	Campbell football makes its Big South debut as the Camels will play a full conference slate.
Nov. 29	 at THE CITADEL	JOHNSON HAGOOD STADIUM	ESPN+	7 P.M.	Bucs put their four-game winning streak in the series to the test vs. The Citadel in a game scheduled contingent on neither team making the FCS Playoffs

\*CONFERENCE

% POST-SEASON

BOLD: HOME TEAM

2018 STATISTICS

TEAM STATISTICS

	CSU	OPP
SCORING	178	134
Points Per Game	29.7	22.3
Points Off Turnovers	58	48
FIRST DOWNS	76	99
Rushing	52	59
Passing	17	33
Penalty	7	7
RUSHING YARDAGE	1175	1075
Yards gained rushing	1353	1231
Yards lost rushing	178	156
Rushing Attempts	239	265
Average Per Rush	4.9	4.1
Average Per Game	195.8	179.2
TDs Rushing	14	6
PASSING YARDAGE	514	729
Comp-Att-Int	42-89-6	68-108-4
Average Per Pass	5.8	6.8
Average Per Catch	12.2	10.7
Average Per Game	85.7	121.5
TDs Passing	5	10
TOTAL OFFENSE	1689	1804
Total Plays	328	373
Average Per Play	5.1	4.8
Average Per Game	281.5	300.7
KICK RETURNS: #-Yards	16-356	30-507
PUNT RETURNS: #-Yards	11-140	7-31
INT RETURNS: #-Yards	4-34	6-132
KICK RETURN AVERAGE	22.2	16.9
PUNT RETURN AVERAGE	12.7	4.4
INT RETURN AVERAGE	8.5	22.0
FUMBLES-LOST	14-5	15-11
PENALTIES-Yards	40-341	35-276
Average Per Game	56.8	46.0
PUNTS-Yards	29-1237	31-1229
Average Per Punt	42.7	39.6
Net punt average	40.9	34.5
KICKOFFS-Yards	36-2061	27-1528
Average Per Kick	57.2	56.6
Net kick average	41.1	36.9
TIME OF POSSESSION/Game	28:36	31:24
3RD-DOWN Conversions	24/71	24/73
3rd-Down Pct	34%	33%
4TH-DOWN Conversions	4/10	3/7
4th-Down Pct	40%	43%
SACKS BY-Yards	6-34	16-92
MISC YARDS	5	0
TOUCHDOWNS SCORED	23	17
FIELD GOALS-ATTEMPTS	7-9	4-7
ON-SIDE KICKS	0-0	0-0
RED-ZONE SCORES	(15-18) 83%	(17-21) 81%
RED-ZONE TOUCHDOWNS	(11-18) 61%	(14-21) 67%
PAT-ATTEMPTS	(19-22) 86%	(16-16) 100%
ATTENDANCE	5938	89258
Games/Avg Per Game	3/1979	3/29753
Neutral Site Games		0/0

SCORE BY QUARTERS

	1st	2nd	3rd	4th	Total
CHARLESTON SO.	30	50	23	34	137
OPPONENTS	20	56	34	17	127

RUSHING

Name	GP	Att	Gain	Loss	Net	Avg	TD	Lng	Avg/G
WILSON, Terrence	6	55	335	17	318	5.8	4	68	53.0
JOHNSON, London	5	62	358	62	296	4.8	4	78	59.2
HARRIS, Ronnie	6	38	222	3	219	5.8	0	70	36.5
CHAMBERS, Jack	5	29	158	62	96	3.3	1	32	19.2
BELL, Kendrick	2	4	77	0	77	19.2	2	62	38.5
ALLEN, Adam	6	20	69	4	65	3.2	1	13	10.8
LINDSEY, Taz	6	8	55	0	55	6.9	0	14	9.2
DUNBAR, Jamari	1	2	34	0	34	17.0	1	27	34.0
HAMILTON, Chanin	5	10	25	11	14	1.4	1	7	2.8
REID, Christian	2	4	13	4	9	2.2	0	11	4.5
WALL, Geoffrey	4	2	6	0	6	3.0	0	3	1.5
MELVIN, Markus	4	1	1	0	1	1.0	0	1	0.2
Total	6	239	1353	178	1175	4.9	14	78	195.8
Opponents	6	265	1231	156	1075	4.1	6	30	179.2

PASSING

Name	GP	Effic	C-A-I	Pct	Yds	TD	Lng	Avg/G
JOHNSON, London	5	81.30	27-62-4	43.5	256	3	40	51.2
CHAMBERS, Jack	5	142.68	14-26-2	53.8	244	2	72	48.8
REID, Christian	2	217.60	1-1-0	100.0	14	0	14	7.0
Total	6	100.76	42-89-6	47.2	514	5	72	85.7
Opponents	6	142.81	68-108-4	63.0	729	10	77	121.5

RECEIVING

Name	GP	Rec	Yds	Avg	TD	Long	Avg/G
DINKINS, Kenny	6	10	143	14.3	1	35	23.8
LINDSEY, Taz	6	7	73	10.4	1	24	12.2
DAVIS, Saire	5	5	49	9.8	1	13	9.8
WALL, Geoffrey	4	5	23	4.6	0	6	5.8
WILSON, Terrence	6	4	51	12.8	0	40	8.5
BROWN, Kameron	3	4	19	4.8	0	14	6.3
SCHWARTING, Garris	3	2	86	43.0	1	72	28.7
HARRIS, Ronnie	6	2	14	7.0	1	12	2.3
HAMILTON, Chanin	5	2	5	2.5	0	9	1.0
WILLIAMS, Jaquan	2	1	51	51.0	0	51	25.5
Total	6	42	514	12.2	5	72	85.7
Opponents	6	68	729	10.7	10	77	121.5

INTERCEPTIONS

Name	Int	Yds	Avg	TD	Long
SLATON, Jonathan	2	18	9.0	1	17
ALLEN, James	1	16	16.0	1	16
ROWLAND, Brandon	1	0	0.0	0	0
Total	4	34	8.5	2	17
Opponents	6	132	22.0	1	75

PUNT RETURNS

Name	No	Yds	Avg	TD	Long
LINDSEY, Taz	11	140	12.7	0	29
Total	11	140	12.7	0	29
Opponents	7	31	4.4	0	15

KICK RETURNS

Name	No	Yds	Avg	TD	Long
LINDSEY, Taz	10	190	19.0	0	36
ALLEN, James	3	117	39.0	1	80
ROWLAND, Brandon	1	38	38.0	0	25
HUGHES, Nicholas	1	7	7.0	0	7
CHIARAMONTE, John	1	4	4.0	0	4
Total	16	356	22.2	1	80
Opponents	30	507	16.9	0	39

2018 CHARLESTON SOUTHERN FOOTBALL

GAME 7 | KENNESAW STATE

FUMBLE RETURNS

Name	No.	Yds	Avg	TD	Long
SMALLS, Darin	1	3	3.0	0	3
SCHWARTING, Garriss	1	20	20.0	1	20
Total	2	23	11.5	1	20
Opponents	1	22	22.0	0	22

PUNTING

Name	Punts	Yds	Avg	Lg	TB	FC	I20	50+	Blkd
REIGHARD, Kyle	29	1237	42.7	59	1	14	11	2	0
Total	29	1237	42.7	59	1	14	11	2	0
Opponents	31	1229	39.6	63	1	6	8	6	0

KICKOFFS

Name	KO	Yds	Avg	TB	OB	Ret	Net Yd	Ln
REIGHARD, Kyle	18	1044	58.0	2	1			
USRY, Alex	16	895	55.9	1	0			
TEKAC, Tyler	2	122	61.0	0	0			
Total	36	2061	57.2	3	1	507	41.1	23
Opponents	27	1528	56.6	7	2	356	36.9	28

FIELD GOALS

Field Goal Sequence by Player

Name	FGM-FGA	Pct	1-19	20-29	30-39	40-49	50+	Lg	Blk
TEKAC, Tyler	7-9	77.8	0-0	0-1	4-4	3-4	0-0	46	1

2018 RED ZONE STATS

CHARLESTON SO. INSIDE OPPONENT RED-ZONE

Date	Opponent	Score	Times	Times	Total	TDs	Rush	Pass	FGs	FGA	Downs	Failed to score inside RZ				
			In RZ	Scored	Pts		TDs	TDs	Made			Int	Fumb	Half	Game	
Sept. 1	at Florida	L, 6-53	1	0	0	0	0	0	0	1	0	0	0	0	0	
Sept. 22	Elon	L, 22-31	2	2	13	2	2	0	0	0	0	0	0	0	0	
Sept. 29	at Hampton	W, 48-14	3	3	20	3	1	2	0	0	0	0	0	0	0	
Oct. 6	at Savannah State	L, 3-23	2	1	3	0	0	0	1	0	1	0	0	0	0	
Oct. 13	Virginia Lynchburg	W, 58-6	6	6	34	4	4	0	2	0	0	0	0	0	0	
*Oct. 20	Presbyterian	W, 41-7	4	3	17	2	2	0	1	1	0	0	0	0	0	
Totals			18	15	87	11	9	2	4	2	1	0	0	0	0	
15 of 18 (83.3%)																

OPPONENTS INSIDE CHARLESTON SO. RED-ZONE

Date	Opponent	Score	In RZ	Scored	Times	Times	Total	Rush	Pass	FGs	Downs	Failed to score inside RZ				
					Pts	TDs	TDs	TDs	Made	FGA		Int	Fumb	Half	Game	
Sept. 1	at Florida	L, 6-53	7	7	41	5	1	4	2	0	0	0	0	0	0	
Sept. 22	Elon	L, 22-31	5	5	31	4	2	2	1	0	0	0	0	0	0	
Sept. 29	at Hampton	W, 48-14	2	1	7	1	0	1	0	0	1	0	0	0	0	
Oct. 6	at Savannah State	L, 3-23	5	3	21	3	3	0	0	1	0	1	0	0	0	
Oct. 13	Virginia Lynchburg	W, 58-6	1	0	0	0	0	0	0	0	0	0	1	0	0	
*Oct. 20	Presbyterian	W, 41-7	1	1	7	1	0	1	0	0	0	0	0	0	0	
Totals			21	17	107	14	6	8	3	1	1	1	1	0	0	
17 of 21 (81.0%)																

FIELD GOAL SEQUENCE GAME BY GAME

FG SEQUENCE	Charleston So.	OPPONENTS
Florida	22	(21),(31),(39)
Elon	(44)	(20),43
Hampton	-	-
Savannah State	(35)	27
Virginia Lynchburg	(30),(35),(46)	45
Presbyterian	(32),(44),41	-

Numbers in (parentheses) indicate field goal was made

2018 CHARLESTON SOUTHERN FOOTBALL

GAME 7 | KENNESAW STATE

SCORING

NAME	TD	FGs	PATs			Pass	DXP	Saf	Points
			Kick	Rush	Rcv				
TEKAC, Tyler	0	7-9	19-22	0-0	0	0-0	0	0	40
WILSON, Terrence	4	0-0	0-0	0-0	0	0-0	0	0	24
JOHNSON, London	4	0-0	0-0	0-0	0	0-0	0	0	24
ALLEN, James	2	0-0	0-0	0-0	0	0-0	0	0	12
SCHWARTING, Garris	2	0-0	0-0	0-0	0	0-0	0	0	12
BELL, Kendrick	2	0-0	0-0	0-0	0	0-0	0	0	12
CHAMBERS, Jack	1	0-0	0-0	0-0	0	0-0	0	0	6
ALLEN, Adam	1	0-0	0-0	0-0	0	0-0	0	0	6
DUNBAR, Jamari	1	0-0	0-0	0-0	0	0-0	0	0	6
DINKINS, Kenny	1	0-0	0-0	0-0	0	0-0	0	0	6
LINDSEY, Taz	1	0-0	0-0	0-0	0	0-0	0	0	6
DAVIS, Saire	1	0-0	0-0	0-0	0	0-0	0	0	6
HARRIS, Ronnie	1	0-0	0-0	0-0	0	0-0	0	0	6
SLATON, Jonathan	1	0-0	0-0	0-0	0	0-0	0	0	6
HAMILTON, Chanin	1	0-0	0-0	0-0	0	0-0	0	0	6
REIGHARD, Kyle	0	0-0	0-0	0-1	0	0-0	0	0	0
Total	23	7-9	19-22	0-1	0	0-0	0	0	178
Opponents	17	4-7	16-16	0-0	0	0-1	1	1	134

ALL-PURPOSE

NAME	G	Rush	Rec	PR	KOR	IR	Tot	Avg/G
LINDSEY, Taz	6	55	73	140	190	0	458	76.3
WILSON, Terrence	6	318	51	0	0	0	369	61.5
JOHNSON, London	5	296	0	0	0	0	296	59.2
HARRIS, Ronnie	6	219	14	0	0	0	233	38.8
DINKINS, Kenny	6	0	143	0	0	0	143	23.8
ALLEN, James	6	0	0	0	117	16	133	22.2
CHAMBERS, Jack	5	96	0	0	0	0	96	19.2
SCHWARTING, Garris	3	0	86	0	0	0	86	28.7
BELL, Kendrick	2	77	0	0	0	0	77	38.5
ALLEN, Adam	6	65	0	0	0	0	65	10.8
WILLIAMS, Jaquan	2	0	51	0	0	0	51	25.5
DAVIS, Saire	5	0	49	0	0	0	49	9.8
ROWLAND, Brandon	6	0	0	0	38	0	38	6.3
DUNBAR, Jamari	1	34	0	0	0	0	34	34.0
WALL, Geoffrey	4	6	23	0	0	0	29	7.2
HAMILTON, Chanin	5	14	5	0	0	0	19	3.8
BROWN, Kameron	3	0	19	0	0	0	19	6.3
SLATON, Jonathan	6	0	0	0	0	18	18	3.0
REID, Christian	2	9	0	0	0	0	9	4.5
HUGHES, Nicholas	5	0	0	0	7	0	7	1.4
CHIARAMONTE, John	6	0	0	0	4	0	4	0.7
MELVIN, Markus	4	1	0	0	0	0	1	0.2
TEAM	2	-15	0	0	0	0	-15	-7.5
Total	6	1175	514	140	356	34	2219	369.8
Opponents	6	1075	729	31	507	132	2474	412.3

TOTAL OFFENSE

NAME	G	Plays	Rush	Pass	Total	Avg/G
JOHNSON, London	5	124	296	256	552	110.4
CHAMBERS, Jack	5	55	96	244	340	68.0
WILSON, Terrence	6	55	318	0	318	53.0
HARRIS, Ronnie	6	38	219	0	219	36.5
BELL, Kendrick	2	4	77	0	77	38.5
ALLEN, Adam	6	20	65	0	65	10.8
LINDSEY, Taz	6	8	55	0	55	9.2
DUNBAR, Jamari	1	2	34	0	34	34.0
REID, Christian	2	5	9	14	23	11.5
HAMILTON, Chanin	5	10	14	0	14	2.8
WALL, Geoffrey	4	2	6	0	6	1.5
MELVIN, Markus	4	1	1	0	1	0.2
TEAM	2	4	-15	0	-15	-7.5
Total	6	328	1175	514	1689	281.5
Opponents	6	373	1075	729	1804	300.7

FUMBLES-LOST

NAME	No.-Lost
TEAM	3-1
JOHNSON, L. QB	3-1
CHAMBERS, J. QB	2-0
WILSON, T. RB	2-1
HARRIS, R. RB	1-0
REID, C. QB	1-0
ROWLAND, B.	1-1

CHARLESTON SOUTHERN GIVEAWAY/TAKEAWAY

Game	Giveaway			Takeaway			Dif	Game	Giveaway			Takeaway			Dif
	Fum	Int	Tot	Fum	Int	Tot			Fum	Int	Tot	Fum	Int	Tot	
at Florida	2	1	3	-	-	-	-3	Total	6	5	11	11	4	15	+4
Elon	1	2	3	1	-	1	-2								
at Hampton	2	1	3	4	1	5	+2								
at Savannah State	1	1	2	-	1	1	-1								
Virginia Lynchburg	-	-	-	1	1	2	+2								
Presbyterian	-	-	-	5	1	6	+6								

DEFENSIVE STATISTICAL LEADERS

No.	Player	GP-GS	ST	AT	TT	TFL	Sacks	Int	PBU	QBH	Fr-Yds	FF	Blk	Saf
5	SOSEBEE, J.D.	6	21	27	48	4.0-13	0.5-2	.	.	1	3-0	.	.	.
6	HOPKINS, Shadarius	6	24	15	39	1.0-1	.	.	1	.	1-0	2	.	.
34	BROWN, Solomon	6	17	18	35	7.0-22	0.5-2	.	.	2	1-0	.	.	.
7	ROWLAND, Brandon	6	24	8	32	2.0-4	.	1-0	3	.	1-0	.	1	.
3	SLATON, Jonathan	6	18	6	24	2.0-5	.	2-18	3	.	.	1	.	.
33	GLOVER, Jonathan	7	11	11	22	4.5-12	1.5-6	.	.	1	.	.	.	.
50	KING, Edward	6	8	11	19	3.0-6	0.5-1	.	.	.	.	.	.	.
52	SALLEY, Nick	6	11	7	18	3.0-8	.	.	.	.	1-0	1	.	.
96	POHAHAU, Jon	6	7	10	17	1.0-0	.	.	.	.	.	.	.	.
18	ROBINSON, Johnny	6	7	10	17	4.5-22	2.0-17	.	.	.	.	1	.	.
99	BEAMON, Jahid	6	5	10	15	.	.	.	.	.	.	.	.	.
32	EARL, Jonathan	6	10	5	15	.	.	.	.	.	.	1	.	.
13	ALLEN, James	6	11	3	14	.	.	1-16	8	.	.	.	.	.
28	JOHNSON, Craig	6	10	3	13	.	.	.	.	.	.	.	.	.
38	SYVARTH, Kyle	6	8	2	10	2.0-5	.	.	.	.	.	.	.	.
57	WASHINGTON, Taequan	5	3	6	9	2.5-4	.	.	1	.	.	.	.	.
90	MIMS, Shaundre	6	3	6	9	1.0-1	.	.	.	1	.	.	.	.
40	SAYEGH, Garrett	5	3	5	8	0.5-1	.	.	.	.	.	.	.	.
30	PRIDE, Edward	5	5	3	8	.	.	.	.	.	.	.	.	.
20	SMALLS, Darin	5	6	2	8	.	.	.	.	.	1-3	1	.	.
43	MCINTIRE, Justin	5	3	5	8	.	.	.	1	.	.	.	.	.
48	GOODWIN, Theo	4	4	1	5	1.0-3	.	.	.	.	.	1	.	.
44	CHIARAMONTE, John	6	3	1	4	.	.	.	.	.	.	.	.	.
36	CAIN, Cameron	5	3	.	3	1.0-2	.	.	.	.	.	.	.	.
47	USRY, Alex	5	2	.	2	.	.	.	.	.	.	.	.	.
40	HARMON, Gabe	1	2	.	2	.	.	.	.	.	.	.	.	.
92	HUGHES, Nicholas	5	.	2	2	0.5-1	.	.	.	.	.	.	.	.
49	RAY, Ethan	6	2	.	2	.	.	.	.	.	.	.	.	.
2	HARRIS, Ronnie	6	1	1	2	.	.	.	.	.	.	.	.	.
1	JOHNSON, London	5	2	.	2	.	.	.	.	.	.	.	.	.
85	JORDAN, Cayden	2	1	.	1	.	.	.	.	.	.	.	.	.
39	KENNEDY, Hombre	4	1	.	1	.	.	.	.	.	.	.	.	.
26	WILSON, Terrence	6	1	.	1	.	.	.	.	.	.	.	.	.
46	ROCK, Ramero	3	.	1	1	0.5-0	.	.	.	.	.	.	.	.
56	RICE, Jerome	2	1	.	1	.	.	.	.	.	.	.	.	.
41	SAJNA, Aquantis	2	.	1	1	.	.	.	.	.	.	.	.	.
89	MITCHEM, Hayden	4	.	1	1	.	.	.	.	.	.	.	.	.
16	DAVIS, Saire	5	1	.	1	.	.	.	.	.	.	.	.	.
93	BUTLER, Sa'Veon	3	.	1	1	.	.	.	.	.	.	.	.	.
15	CRUZ, Evan	6	1	.	1	.	.	.	.	.	2-0	.	.	.
86	SCHWARTING, Garris	3	.	.	.	.	.	.	.	.	1-20	.	.	.
Total		6	240	182	422	41-110	6-34	4-34	17	5	11-23	8	1	.
Opponents		6	205	136	341	40.0-168	16-92	6-132	16	15	5-22	6	2	1

BUCCANEERS ON OPENING OFFENSIVE DRIVES

Game	1st Half	2nd Half
at Florida	Punt	Fumble
Elon	Touchdown	Field Goal
at Hampton	Touchdown	Touchdown
at Savannah State	Punt	Punt
Virginia Lynchburg	Field Goal	Punt
Presbyterian	Punt	Touchdown

BUCCANEERS ON OPENING DEFENSIVE SERIES

Game	1st Half	2nd Half
at Florida	Touchdown	Field Goal
Elon	Field Goal	Touchdown
at Hampton	Fumble	Fumble
at Savannah State	Punt	Punt
Virginia Lynchburg	Punt	Fumble
Presbyterian	Touchdown	Fumble

OFFENSIVE GAME-BY-GAME

PASSING

#1 JOHNSON, London	Att	Comp	Int	Pct	Yards	TD	Long	Sack	Yds	Effic
at Florida	12	3	0	25.0	2	0	5	3	17	26.4
Elon	12	3	2	25.0	26	0	14	2	13	9.9
Hampton	15	8	1	53.3	63	2	13	1	3	119.3
Savannah State	14	7	1	50.0	61	0	32	2	9	72.3
Presbyterian	9	6	0	66.7	104	1	40	2	5	200.4
TOTALS	62	27	4	43.5	256	3	40	10	47	81.3

#8 CHAMBERS, Jack	Att	Comp	Int	Pct	Yards	TD	Long	Sack	Yds	Effic
at Florida	4	2	1	50.0	1	0	5	0	0	2.1
Hampton	3	1	1	33.3	8	0	8	1	7	-10.9
Savannah State	5	3	0	60.0	29	0	16	3	26	108.7
Virginia Lynchburg	12	7	0	58.3	155	2	72	2	12	221.8
Presbyterian	2	1	0	50.0	51	0	51	0	0	264.2
TOTALS	26	14	2	53.8	244	2	72	6	45	142.7

#10 REID, Christian	Att	Comp	Int	Pct	Yards	TD	Long	Sack	Yds	Effic
Virginia Lynchburg	1	1	0	100.0	14	0	14	0	0	217.6
TOTALS	1	1	0	100.0	14	0	14	0	0	217.6

RUSHING

RUSHING	No-Yds/TD	UF	ELON	HAMPTON	SSU	VUL	PC
WILSON, T. RB	55-318/4	9-43/1	13-56/0	10-103/1	5-11/0	9-74/1	9-31/1
JOHNSON, L. QB	62-296/4	14-72/0	14-119/3	6-29/0	10-9/0	DNP	18-67/1
HARRIS, R. RB	38-219/0	8-83/0	4-24/0	6-42/0	9-18/0	6-31/0	5-21/0
CHAMBERS, J. QB	29-96/1	4-26/0	DNP	3-(-3)/0	3-(-26)/0	17-112/1	2-(-13)/0
BELL, K. RB	4-77/2	DNP	DNP	1-2/0	DNP	3-75/2	DNP
ALLEN, A. RB	20-65/1	2-5/0	2-3/0	5-11/1	5-17/0	3-25/0	3-4/0
LINDSEY, T. RB	8-55/0	-	4-36/0	1-1/0	1-2/0	1-10/0	1-6/0
DUNBAR, J. RB	2-34/1	DNP	DNP	2-34/1	DNP	DNP	DNP
HAMILTON, C. RB	10-14/1	1-2/0	DNP	2-6/0	1-2/0	5-5/1	1-1/0
REID, C. QB	4-9/0	DNP	DNP	DNP	DNP	1-2/0	3-7/0
WALL, G. WR	2-6/0	2-6/0	-	-	-	DNP	DNP
MELVIN, M. RB	1-1/0	-	DNP	1-1/0	-	-	DNP
TEAM	4-(-15)/0	3-(-15)/0	DNP	1-0/0	DNP	DNP	DNP

RECEIVING

RECEIVING	No-Yds/TD	UF	ELON	HAMPTON	SSU	VUL	PC
DINKINS, K. WR	10-143/1	-	-	2-14/0	4-64/0	4-65/1	-
SCHWARTING, G. WR	2-86/1	DNP	DNP	-	DNP	2-86/1	-
LINDSEY, T. RB	7-73/1	1-5/0	-	-	1-4/0	-	5-64/1
WILSON, T. RB	4-51/0	-	1-8/0	-	1-2/0	1-5/0	1-40/0
WILLIAMS, J. WR	1-51/0	DNP	DNP	DNP	DNP	-	1-51/0
DAVIS, S. WR	5-49/1	-	1-4/0	2-24/1	1-8/0	1-13/0	DNP
WALL, G. WR	5-23/0	1-5/0	-	2-11/0	2-7/0	DNP	DNP
BROWN, K. WR	4-19/0	2-3/0	1-14/0	1-8/0	DNP	DNP	DNP
HARRIS, R. RB	2-14/1	-	-	2-14/1	-	-	-
HAMILTON, C. RB	2-5/0	1-4/0	DNP	-	1-9/0	-	-

DEFENSIVE GAME-BY-GAME

TOTAL TACKLES

TOTAL TACKLES	UA-A	TOT	UF	ELON	HAMPTON	SSU	VUL	PC
SOSEBEE, J. LB	21-27	48	2-2	4-6	6-4	6-7	1-6	2-2
HOPKINS, S. S	24-15	39	3-3	10-6	3-0	5-3	2-0	1-3
BROWN, S. DL	17-18	35	4-4	5-2	0-2	6-5	2-1	0-4
ROWLAND, B. S	24-8	32	6-1	5-4	3-0	4-1	2-0	4-2
SLATON, J. DB	18-6	24	5-1	2-3	4-1	1-0	3-0	3-1
GLOVER, J. SR	11-11	22	0-1	1-0	4-2	2-4	2-4	2-0
KING, E. LB	8-11	19	1-0	2-2	1-1	1-4	2-3	1-1
SALLEY, N. DL	11-7	18	2-2	0-2	3-2	2-0	0-1	4-0
ROBINSON, J. DL	7-10	17	-	2-1	1-2	2-2	2-3	0-2
POHAHAU, J. DL	7-10	17	0-2	1-3	1-1	2-1	2-2	1-1
BEAMON, J. DL	5-10	15	0-4	0-1	1-1	0-1	3-1	1-2
EARL, J. LB	10-5	15	0-1	1-1	1-1	-	4-1	4-1
ALLEN, J. DB	11-3	14	1-0	4-2	2-0	3-0	1-0	0-1
JOHNSON, C. LB	10-3	13	1-1	6-0	0-1	3-0	-	0-1
SYVARTH, K. LB	8-2	10	2-2	-	3-0	-	1-0	2-0
MIMS, S. DL	3-6	9	0-3	1-0	-	0-1	1-0	1-2
WASHINGTON, T. DL	3-6	9	1-1	1-0	0-1	DNP	1-1	0-3
PRIDE, E. DB	5-3	8	DNP	1-0	1-1	-	-	3-2
SMALLS, D. DB	6-2	8	2-0	DNP	1-0	-	-	3-2
SAYEGH, G. LB	3-5	8	0-3	DNP	1-1	-	2-0	0-1
MCINTIRE, J. LB	3-5	8	-	DNP	0-2	0-1	2-1	1-1
GOODWIN, T. DB	4-1	5	0-1	DNP	1-0	1-0	DNP	2-0
CHIARAMONTE, J.	3-1	4	-	1-1	-	-	2-0	-
CAIN, C. DB	3-0	3	-	DNP	1-0	-	2-0	-
HUGHES, N. LB	0-2	2	0-1	-	DNP	-	-	0-1
HARRIS, R.	1-1	2	1-0	-	-	-	-	0-1
USRY, A. 2-O	2	-	-	1-0	1-0	-	DNP	-
RAY, E. 2-O	2	1-0	-	1-0	-	-	-	-
HARMON, G. LB	2-0	2	DNP	DNP	DNP	DNP	2-0	DNP
JOHNSON, L.	2-0	2	-	-	-	2-0	DNP	-
BUTLER, S. DL	0-1	1	0-1	DNP	DNP	DNP	-	-
MITCHEM, H. DL	0-1	1	-	DNP	-	DNP	-	0-1
CRUZ, E. DB	1-0	1	-	-	1-0	-	-	-
WILSON, T.	1-0	1	-	-	1-0	-	-	-
SAJNA, A. LB	0-1	1	DNP	-	0-1	DNP	DNP	DNP
RICE, Je. LB	1-0	1	DNP	-	DNP	DNP	1-0	DNP
JORDAN, C.	1-0	1	DNP	-	1-0	DNP	DNP	DNP
ROCK, Ramero DL	0-1	1	DNP	DNP	-	DNP	-	0-1
KENNEDY, H. DB	1-0	1	-	-	DNP	DNP	1-0	-
DAVIS, S.	1-0	1	-	1-0	-	-	-	DNP

SACKS

SACKS	UA-A	TOT	UF	ELON	HAMPTON	SSU	VUL	PC
ROBINSON, J. DL	1-2	2.0	-	1.0-11	0.5-3	-	-	0.5-3
GLOVER, J. SR	1-1	1.5	-	-	-	1.5-6	-	-
SOSEBEE, J. LB	0-1	0.5	-	-	0.5-2	-	-	-
BROWN, S. DL	0-1	0.5	-	-	-	-	-	0.5-2
KING, E. LB	0-1	0.5	-	-	-	0.5-1	-	-

TACKLES FOR LOSS

TACKLES FOR LOSS	UA-A	TOT	UF	ELON	HAMPTON	SSU	VUL	
BROWN, S. DL	4-6	7.0	1.0-2	-	-	4.5-16	-	1.5-4
ROBINSON, J. DL	2-5	4.5	-	2.0-14	0.5-3	0.5-1	0.5-0	1.0-4
GLOVER, J. SR	3-3	4.5	-	-	1.0-2	2.0-8	1.5-2	-
SOSEBEE, J. LB	2-4	4.0	0.5-2	-	2.0-9	1.5-2	-	-
SALLEY, N. DL	3-0	3.0	1.0-5	-	1.0-1	-	-	1.0-2
KING, E. LB	2-2	3.0	-	1.0-1	-	0.5-1	-	1.5-4
WASHINGTON, T. DL	2-1	2.5	1.5-2	-	-	DNP	1.0-2	-
SLATON, J. DB	2-0	2.0	-	-	-	1.0-2	-	1.0-3
SYVARTH, K. LB	2-0	2.0	-	-	1.0-4	-	1.0-1	-
ROWLAND, B. S	2-0	2.0	-	-	1.0-3	1.0-1	-	-
MIMS, S. DL	1-0	1.0	-	-	-	-	1.0-1	-
CAIN, C. DB	1-0	1.0	-	DNP	-	-	1.0-2	-
POHAHAU, J. DL	0-2	1.0	-	-	0.5-0	-	-	0.5-0
GOODWIN, T. DB	1-0	1.0	-	DNP	1.0-3	-	DNP	-
HOPKINS, S. S	1-0	1.0	-	1.0-1	-	-	-	-
ROCK, Ramero DL	0-1	0.5	DNP	DNP	-	DNP	-	0.5-0
SAYEGH, G. LB	0-1	0.5	0.5-1	DNP	-	-	-	-
HUGHES, N. LB	0-1	0.5	0.5-1	-	DNP	-	-	-

SPECIAL TEAMS GAME-BY-GAME

PUNT RETURNS

PUNT RETURNS	No-Yds	UF	ELON	HAMPTON	SSU	VUL	PC
LINDSEY, T.	11-140	-	-	5-90	2-14	4-36	-

KICK RETURNS

PUNT RETURNS	No-Yds	UF	ELON	HAMPTON	SSU	VUL	PC
LINDSEY, T.	10-190	3-66	3-55	2-45	1-22	-	1-2
ALLEN, J.	3-117	1-17	-	1-80	1-20	-	-
ROWLAND, B.	1-38	-	1-38	-	-	-	-
HUGHES, N.	1-7	-	-	DNP	1-7	-	-
CHIARAMONTE, J.	1-4	-	-	-	-	1-4	-

MISCELLANEOUS STATS

3RD-DOWN CONVERSIONS

Date	Opponent	Score	Overall		1st Qtr		2nd Qtr		3rd Qtr		4th Qtr		OT	
Sept. 1	at Florida	L, 6-53	3-14	21.4%	0-3	0.0%	0-4	0.0%	2-4	50.0%	1-3	33.3%		
Sept. 22	Elon	L, 22-31	6-12	50.0%	3-3	100.0%	2-3	66.7%	0-4	0.0%	1-2	50.0%		
Sept. 29	at Hampton	W, 48-14	4-12	33.3%	1-3	33.3%	1-3	33.3%	1-3	33.3%	1-3	33.3%		
Oct. 6	at Savannah State	L, 3-23	3-11	27.3%	2-4	50.0%	1-3	33.3%	0-2	0.0%	0-2	0.0%		
Oct. 13	Virginia Lynchburg	W, 58-6	4-10	40.0%	1-3	33.3%	1-3	33.3%	1-3	33.3%	1-1	100.0%		
Oct. 20	Presbyterian	W, 41-7	4-12	33.3%	1-3	33.3%	2-4	50.0%	1-3	33.3%	0-2	0.0%		
	Charleston So.		24-71	33.8%	8-19	42.1%	7-20	35.0%	5-19	26.3%	4-13	30.8%	0-0	0.0%
	Opponents		24-73	32.9%	7-20	35.0%	5-18	27.8%	4-13	30.8%	8-22	36.4%	0-0	0.0%

4TH-DOWN CONVERSIONS

Date	Opponent	Score	Overall		1st Qtr		2nd Qtr		3rd Qtr		4th Qtr		OT	
Sept. 1	at Florida	L, 6-53	1-3	33.3%	0-0	0.0%	0-1	0.0%	0-0	0.0%	1-2	50.0%		
Sept. 22	Elon	L, 22-31	0-0	0.0%	0-0	0.0%	0-0	0.0%	0-0	0.0%	0-0	0.0%		
Sept. 29	at Hampton	W, 48-14	0-1	0.0%	0-0	0.0%	0-0	0.0%	0-0	0.0%	0-1	0.0%		
Oct. 6	at Savannah State	L, 3-23	1-4	25.0%	1-1	100.0%	0-1	0.0%	0-0	0.0%	0-2	0.0%		
Oct. 13	Virginia Lynchburg	W, 58-6	2-2	100.0%	0-0	0.0%	1-1	100.0%	1-1	100.0%	0-0	0.0%		
Oct. 20	Presbyterian	W, 41-7	0-0	0.0%	0-0	0.0%	0-0	0.0%	0-0	0.0%	0-0	0.0%		
	Charleston So.		4-10	40.0%	1-1	100.0%	1-3	33.3%	1-1	100.0%	1-5	20.0%	0-0	0.0%
	Opponents		3-7	42.9%	1-1	100.0%	1-1	100.0%	1-3	33.3%	0-2	0.0%	0-0	0.0%

TIME OF POSSESSION

Date	Opponent	Score	Overall	1st Qtr	2nd Qtr	3rd Qtr	4th Qtr	OT Qtr
Sept. 1	at Florida	L, 6-53	32:02	5:43	7:31	9:17	9:31	
Sept. 22	Elon	L, 22-31	25:35	5:34	8:12	7:19	4:30	
Sept. 29	at Hampton Univ.	W, 48-14	30:02	8:21	7:57	7:25	6:19	
Oct. 6	at Savannah State	L, 3-23	26:44	10:26	8:01	4:24	3:53	
Oct. 13	Virginia Lynchburg	W, 58-6	29:30	7:49	7:16	7:17	7:08	
Oct. 20	Presbyterian	W, 41-7	27:40	6:30	8:28	6:40	6:02	
	Charleston So.	Total	171:33	44:23	47:25	42:22	37:23	0:00
		Avg.	28:35	7:23	7:54	7:03	6:13	0:00
	Opponents	Total	188:27	45:37	42:35	47:38	52:37	0:00
		Avg.	31:24	7:36	7:05	7:56	8:46	0:00

STARTING EXPERIENCE

OFFENSE	'14	'15	'16	'17	'18	Tot	Strk
Gage Bostwick		1	9	6	6	22	12
Caleb Brannon			3	1	2	6	2
Kameron Brown			9	7	2	18	-
Jack Chambers					1	1	-
Saire Davis			2	9	5	16	-
Kenny Dinkins	4			8	4	16	4
Zack Evans			5	1	6	12	6
Joe Gold			7		6	13	6
Chanin Hamilton				3		3	-
Stephen Haralambis			5	10	4	19	-
Ronnie Harris			1	6	5	12	-
Travay Hatten			1	2	2	5	2
London Johnson			1	3	5	9	1
Taz Lindsey					2	2	2
Qua-Von Scott			1	3		4	-
Garris Schwarting					1	1	1
Brackin Smith				11	6	17	17
Alex Thompson			1	5		7	-
Geoffrey Wall				3	3	6	-
Terrence Wilson				2	6	8	6

DEFENSE	'14	'15	'16	'17	'18	Tot	Strk
James Allen				1	6	6	6
Solomon Brown		13	9	10	6	38	14
Shadarius Hopkins		3	11	10	6	30	14
Craig Johnson				2	4	6	-
Johnny Robinson		3	10	10	6	29	10
Brandon Rowland				11	6	17	17
Jonathan Slaton				11	6	17	17
J.D. Sosebee			5	11	6	22	17
Edward King					6	6	6
Jonathan Glover					6	6	6
Jahid Beamon					2	1	-
Jon Pohahau					5	5	5
Shaundre Mims					1	1	-
Kyle Syvarth					1	1	1

SPECIAL TEAMS	'14	'15	'16	'17	'18	Tot	Strk
Kyle Reighard				11	6	17	17
Tyler Tekac		10	11	11	6	38	38
Ethan Ray				11	6	17	17
Alex Usry					4	4	-

2017 TEAM TOTALS

TEAM TOTALS GAME-BY-GAME

	Score	1st Downs	Rushing (No-Yds-TD)	Passing (C-A-I-Yds-TD)	Total Offense (Ply-Yds)	Punts No-Avg	Fumbles No-Lost	Penalties No-Yds	KO Ret. No-Yds	Punt Ret. No-Yds	Int. Ret. No-Yds	3rd-Dn Convs.	Time of Poss.
CHARLESTON SO.	6	9	43-222-1	5-16-1-3-0	59-225	7-41.7	4-2	6-50	4-83	0-0	0-0	3-14	32:02
at Florida	53	25	39-203-1	19-27-241-0-5	66-444	2-44.5	3-0	3-20	2-2	2-17	1-0	2-9	27:58
CHARLESTON SO.	22	11	37-238-3	3-12-2-26-0	49-264	5-44.6	3-1	7-62	4-93	0-0	0-0	6-12	25:35
Elon	31	26	51-226-2	19-26-0-220-2	77-446	3-30.7	2-1	4-40	5-113	2-15	2-24	6-14	34:25
CHARLESTON SO.	48	13	38-226-2	9-18-2-71-2	56-297	6-40.2	3-1	9-85	3-125	5-90	1-16	4-12	30:02
at Hampton	14	11	40-187-0	8-17-1-38-1	57-225	8-45.1	4-4	6-36	7-133	3-(-1)	2-33	2-12	29:58
CHARLESTON SO.	3	9	34-33-0	10-19-1-90-0	53-123	5-46.8	1-1	8-61	3-49	2-14	1-0	3-11	26:44
at Savannah State	23	15	54-213-3	1-7-1-11-0	61-224	6-43.2	0-0	7-52	2-54	0-0	1-75	4-13	33:16
CHARLESTON SO.	58	22	45-334-5	8-13-0-169-2	58-503	1-45.0	1-0	4-29	1-4	4-36	1-1	4-10	29:30
Virginia Lynchburg	6	10	43-127-0	7-10-1-128-1	53-255	7-35.1	1-1	10-78	9-136	0-0	0-0	4-13	30:30
CHARLESTON SO.	41	12	42-122-2	7-11-0-155-1	53-277	5-40.4	2-0	6-54	1-2	0-0	1-17	4-12	27:40
Presbyterian*	7	12	38-119-0	14-21-1-91-1	59-210	5-36.4	5-5	5-50	5-69	0-0	0-0	6-12	32:20

STARTING LINEUPS

Offense	WR/TE	LT	LG	C	RG	RT	WR	WR	QB	RB	RB/TE	PK	P
at Florida	K. Brown	B. Smith	Evans	Gold	Haralambis	Bostwick	S. Davis	Lindsey	L. Johnson	Harris	Wilson	Tekac	Reighard
Elon	K. Brown	B. Smith	Evans	Gold	Haralambis	Bostwick	S. Davis	Wall	L. Johnson	Harris	Wilson	Tekac	Reighard
at Hampton	K. Brown	B. Smith	Evans	Gold	Haralambis	Bostwick	S. Davis	Wall	L. Johnson	Harris	Wilson	Tekac	Reighard
at Savannah State	Dinkins	B. Smith	Evans	Gold	Haralambis	Bostwick	S. Davis	Wall	L. Johnson	Harris	Wilson	Tekac	Reighard
Virginia Lynchburg	Hatten	B. Smith	Evans	Gold	Brannon	Bostwick	S. Davis	Dinkins	Chambers	Harris	Wilson	Tekac	Reighard
Presbyterian	Lindsey	B. Smith	Evans	Gold	Brannon	Bostwick	Dinkins	Schwarting	L. Johnson	Wilson	Hatten	Tekac	Reighard

Defense	DE	DT	NT	BUC	LB	LB	LB	CB	CB	SS	FS	KO
at Florida	Glover	Robinson	Beamon	S. Brown	Sosebee	King	C. Johnson	Slaton	Allen	Rowland	Hopkins	Usry
Elon	Glover	Robinson	Pohahau	Mims	Sosebee	King	S. Brown	Slaton	Allen	Rowland	Hopkins	Usry
at Hampton	Glover	Robinson	Pohahau	S. Brown	Sosebee	King	C. Johnson	Slaton	Allen	Rowland	Hopkins	Usry
at Savannah State	Glover	Robinson	Pohahau	S. Brown	Sosebee	King	C. Johnson	Slaton	Allen	Rowland	Hopkins	Usry
Virginia Lynchburg	Glover	Robinson	Beamon	Pohahau	Sosebee	King	S. Brown	Slaton	Allen	Rowland	Hopkins	Reighard
Presbyterian	Glover	Robinson	Pohahau	S. Brown	Sosebee	King	Syvarth	Slaton	Allen	Rowland	Hopkins	Reighard

## ■ PARTICIPATION

#	Name	GP/GS	UF	ELON	HAMPTON	SSU	VUL	PC
17	ALLEN, A.	6/-	XXX	XXX	XXX	XXX	XXX	XXX
13	ALLEN, J.	6/6	START	START	START	START	START	START
99	BEAMON, J.	6/3	START	XXX	XXX	START	START	XXX
23	BELL, K.	2/-	...	...	XXX	...	XXX	...
54	BOSTWICK, G.	6/6	START	START	START	START	START	START
60	BRANNON, C.	5/2	XXX	...	XXX	XXX	START	START
11	BROWN, K.	3/2	START	START	XXX	...	...	...
34	BROWN, S.	6/6	START	START	START	START	START	START
11	BROWN, Ti.	1/-	...	...	...	...	...	XXX
93	BUTLER, S.	3/-	XXX	...	...	...	XXX	XXX
36	CAIN, C.	5/-	XXX	...	XXX	XXX	XXX	XXX
8	CHAMBERS, J.	5/1	XXX	...	XXX	XXX	START	XXX
44	CHIARAMONTE, J.	6/-	XXX	XXX	XXX	XXX	XXX	XXX
27	CRUZ, E.	6/-	XXX	XXX	XXX	XXX	XXX	XXX
16	DAVIS, S.	5/5	START	START	START	START	START	...
80	DINKINS, K.	6/3	XXX	XXX	START	XXX	START	START
77	DOWNER, J.	4/-	XXX	...	XXX	...	XXX	XXX
22	DUNBAR, J.	1/-	...	...	XXX	...	...	...
32	EARL, J.	6/-	XXX	XXX	XXX	XXX	XXX	XXX
78	EVANS, Z.	6/6	START	START	START	START	START	START
59	GLOVER, J.	7/6	START	START	START	START	START	START
90	GODBOLT, J.	2/-	...	...	...	...	XXX	XXX
51	GOLD, J.	6/6	START	START	START	START	START	START
48	GOODWIN, T.	4/-	XXX	...	XXX	XXX	...	XXX
25	HAMILTON, C.	5/-	XXX	...	XXX	XXX	XXX	XXX
65	HARALAMBIS, S.	4/4	START	START	START	START	...	...
48	HARMON, G.	1/-	...	...	...	...	XXX	...
2	HARRIS, R.	6/5	START	START	START	START	START	XXX
88	HATTEN, T.	6/2	XXX	XXX	XXX	XXX	START	START
20	HAYDEN, Z.	2/-	...	...	...	...	XXX	XXX
6	HOPKINS, S.	6/6	START	START	START	START	START	START
92	HUGHES, N.	5/-	XXX	XXX	...	XXX	XXX	XXX
84	JACKSON, Dw.	1/-	...	...	...	...	XXX	...
28	JOHNSON, C.	6/3	START	XXX	START	START	XXX	XXX
1	JOHNSON, L.	5/5	START	START	START	START	...	START
81	JONES, D.	1/-	...	...	XXX	...	...	...
85	JORDAN, C.	2/-	...	XXX	XXX	...	...	...
39	KENNEDY, H.	4/-	XXX	XXX	...	...	XXX	XXX
50	KING, E.	6/5	START	START	START	START	START	XXX
14	LINDSEY, T.	6/2	START	XXX	XXX	XXX	XXX	START
71	MCDANIEL, D.	3/-	XXX	...	...	...	XXX	XXX
43	MCINTIRE, J.	5/1	XXX	...	XXX	XXX	START	XXX
76	MELTON, J.	3/-	XXX	...	XXX	...	XXX	...
30	MELVIN, M.	4/-	XXX	...	XXX	XXX	XXX	...
90	MIMS, S.	6/1	XXX	START	XXX	XXX	XXX	XXX
98	MITCHEM, H.	4/-	XXX	...	XXX	...	XXX	XXX
55	NICHOLS, P.	2/-	...	...	XXX	...	XXX	...
96	POHAHAU, J.	6/4	XXX	START	START	XXX	START	START
30	PRIDE, E.	5/1	...	XXX	XXX	XXX	XXX	START
49	RAY, E.	6/-	XXX	XXX	XXX	XXX	XXX	XXX
10	REID, C.	2/-	...	...	...	...	XXX	XXX
95	REIGHARD, K.	6/-	XXX	XXX	XXX	XXX	XXX	XXX
66	RICE, J.	1/-	...	...	...	...	XXX	...
66	RICE, Je.	2/-	...	XXX	...	...	XXX	...
18	ROBINSON, J.	6/6	START	START	START	START	START	START
46	ROCK, Ramero	3/-	...	...	XXX	...	XXX	XXX
7	ROWLAND, B.	6/6	START	START	START	START	START	START
41	SAJNA, A.	2/-	...	XXX	XXX	...	...	...
52	SALLEY, N.	6/-	XXX	XXX	XXX	XXX	XXX	XXX
40	SAYEGH, G.	5/-	XXX	...	XXX	XXX	XXX	XXX
86	SCHWARTING, G.	3/1	...	...	XXX	...	XXX	START
3	SLATON, J.	6/5	START	START	START	START	XXX	START
20	SMALLS, D.	5/-	XXX	...	XXX	XXX	XXX	XXX
79	SMITH, B.	6/6	START	START	START	START	START	START
83	SMITH, P.	1/-	...	...	XXX	...	...	...
5	SOSEBEE, J.	6/6	START	START	START	START	START	START
38	SVARTH, K.	6/1	XXX	XXX	XXX	XXX	XXX	START
9	TEKAC, T.	6/-	XXX	XXX	XXX	XXX	XXX	XXX
12	THOMAS, T.	1/-	...	...	...	...	XXX	...
70	THOMPSON, A.	3/-	XXX	...	XXX	...	XXX	...
53	THOMPSON, D.	1/-	XXX	...	...	...	...	...
29	UNDERWOOD, T.	4/-	XXX	...	XXX	...	XXX	XXX
47	USRY, A.	5/-	XXX	XXX	XXX	XXX	XXX	...
4	WALL, G.	4/2	XXX	START	START	XXX	...	...
94	WASHINGTON, T.	5/-	XXX	XXX	XXX	...	XXX	XXX
82	WILLIAMS, J.	2/-	...	...	...	...	XXX	XXX
26	WILSON, T.	6/6	START	START	START	START	START	START

## ■ 2018 INDIVIDUAL SUPERLATIVES

## ■ MOST BY A BUCCANEER

Rushes	18	JOHNSON, London vs Presbyterian (Oct 20, 2018)
Yards Rushing	119	JOHNSON, London vs Elon (Sep 22, 2018)
TD Rushes	3	JOHNSON, London vs Elon (Sep 22, 2018)
Long Rush	78	JOHNSON, London vs Elon (Sep 22, 2018)
Pass attempts	15	JOHNSON, London at Hampton Univ. (Sep 29, 2018)
Pass completions	8	JOHNSON, London at Hampton Univ. (Sep 29, 2018)
Yards Passing	155	CHAMBERS, Jack vs Virginia Lynchburg (Oct 13, 2018)
TD Passes	2	JOHNSON, London at Hampton Univ. (Sep 29, 2018)
		CHAMBERS, Jack vs Virginia Lynchburg (Oct 13, 2018)
Long Pass	72	CHAMBERS, Jack vs Virginia Lynchburg (Oct 13, 2018)
Receptions	5	LINDSEY, Taz vs Presbyterian (Oct 20, 2018)
Yards Receiving	86	SCHWARTING, Garris vs Virginia Lynchburg (Oct 13, 2018)
TD Receptions	1	DAVIS, Saire at Hampton Univ. (Sep 29, 2018)
		HARRIS, Ronnie at Hampton Univ. (Sep 29, 2018)
		DINKINS, Kenny vs Virginia Lynchburg (Oct 13, 2018)
		SCHWARTING, Garris vs Virginia Lynchburg (Oct 13, 2018)
		LINDSEY, Taz vs Presbyterian (Oct 20, 2018)
Long Reception	72	SCHWARTING, Garris vs Virginia Lynchburg (Oct 13, 2018)
Field Goals	3	TEKAC, Tyler vs Virginia Lynchburg (Oct 13, 2018)
Long Field Goal	46	TEKAC, Tyler vs Virginia Lynchburg (Oct 13, 2018)
Punts	7	REIGHARD, Kyle at Florida (9/1/2018)
Punting Avg	46.8	REIGHARD, Kyle at Savannah State (Oct 05, 2018)
Long Punt	59	REIGHARD, Kyle at Savannah State (Oct 05, 2018)
Punts inside 20	3	REIGHARD, Kyle at Hampton Univ. (Sep 29, 2018)
		REIGHARD, Kyle at Savannah State (Oct 05, 2018)
Long Punt Return	29	LINDSEY, Taz at Hampton Univ. (Sep 29, 2018)
Long Kickoff Return	80	ALLEN, James at Hampton Univ. (Sep 29, 2018)
Tackles	16	HOPKINS, Shadarius vs Elon (Sep 22, 2018)
Sacks	1.5	GLOVER, Jonathan at Savannah State (Oct 05, 2018)
Tackles For Loss	4.5	BROWN, Solomon at Savannah State (Oct 05, 2018)
Interceptions	1	ALLEN, James at Hampton Univ. (Sep 29, 2018)
		ROWLAND, Brandon at Savannah State (Oct 05, 2018)
		SLATON, Jonathan vs Virginia Lynchburg (Oct 13, 2018)
		SLATON, Jonathan vs Presbyterian (Oct 20, 2018)

## ■ MOST BY AN OPPONENT

Rushes	29	M. Summers, vs Elon (Sep 22, 2018)
Yards Rushing	150	M. Summers, vs Elon (Sep 22, 2018)
TD Rushes	2	D. McNair, vs Elon (Sep 22, 2018)
		MCCLLOUD, Jaylen, at Savannah State (Oct 05, 2018)
Long Rush	30	GIBBONS, D'vonn, at Savannah State (Oct 05, 2018)
Pass attempts	26	D. Cheek, vs Elon (Sep 22, 2018)
Pass completions	19	D. Cheek, vs Elon (Sep 22, 2018)
Yards Passing	220	D. Cheek, vs Elon (Sep 22, 2018)
TD Passes	5	Franks, F., at Florida (9/1/2018)
Long Pass	77	C. Stevenson, vs Virginia Lynchburg (Oct 13, 2018)
Receptions	5	K. Weeks, vs Elon (Sep 22, 2018)
		DAVIS, Da., vs Presbyterian (Oct 20, 2018)
Yards Receiving	80	Johnny Rembert, vs Virginia Lynchburg (Oct 13, 2018)
TD Receptions	2	Jefferson, V., at Florida (9/1/2018)
Long Reception	77	Johnny Rembert, vs Virginia Lynchburg (Oct 13, 2018)
Field Goals	2	McPherson, E., at Florida (9/1/2018)
Long Field Goal	39	Powell, Jo., at Florida (9/1/2018)
Punts	8	ORAH, Ivan, at Hampton Univ. (Sep 29, 2018)
Punting Avg	45.1	ORAH, Ivan, at Hampton Univ. (Sep 29, 2018)
Long Punt	63	LUGO, Giovanni, at Savannah State (Oct 05, 2018)
Punts inside 20	2	Townsend, T., at Florida (9/1/2018)
		ORAH, Ivan, at Hampton Univ. (Sep 29, 2018)
		LUGO, Giovanni, at Savannah State (Oct 05, 2018)
Long Punt Return	15	K. Weeks, vs Elon (Sep 22, 2018)
Long Kickoff Return	39	S. Wingard, vs Elon (Sep 22, 2018)
Tackles	9	ROBINSON, Aaron, at Savannah State (Oct 05, 2018)
		D. Edrington, vs Virginia Lynchburg (Oct 13, 2018)
Sacks	2.0	Five with 2.0
Tackles For Loss	3.0	DOUCET, Kapri, at Hampton Univ. (Sep 29, 2018)
		BANKS, Stefan, at Savannah State (Oct 05, 2018)
Interceptions	1	Huggins, J., at Florida (9/1/2018)
		E. Borders, vs Elon (Sep 22, 2018)
		T. Campbell, vs Elon (Sep 22, 2018)
		DIARRASSOUBA, Ch, at Hampton Univ. (Sep 29, 2018)
		BROWN, Caleb, at Hampton Univ. (Sep 29, 2018)
		RUTLEDGE, Donald, at Savannah State (Oct 05, 2018)

## ■ 2018 TEAM SUPERLATIVES

## ■ BUCCANEER GAME HIGHS

Rushes	45	vs Virginia Lynchburg (Oct 13, 2018)
Yards Rushing	334	vs Virginia Lynchburg (Oct 13, 2018)
Yards Per Rush	7.4	vs Virginia Lynchburg (Oct 13, 2018)
TD Rushes	5	vs Virginia Lynchburg (Oct 13, 2018)
Pass attempts	19	at Savannah State (Oct 05, 2018)
Pass completions	10	at Savannah State (Oct 05, 2018)
Yards Passing	169	vs Virginia Lynchburg (Oct 13, 2018)
Yards Per Pass	14.1	vs Presbyterian (Oct 20, 2018)
TD Passes	2	at Hampton Univ. (Sep 29, 2018)
		vs Virginia Lynchburg (Oct 13, 2018)
		at Florida (9/1/2018)
Total Plays	59	at Florida (9/1/2018)
Total Offense	503	vs Virginia Lynchburg (Oct 13, 2018)
Yards Per Play	8.7	vs Virginia Lynchburg (Oct 13, 2018)
Points	58	vs Virginia Lynchburg (Oct 13, 2018)
Sacks By	2	at Savannah State (Oct 05, 2018)
First Downs	22	vs Virginia Lynchburg (Oct 13, 2018)
Penalties	9	at Hampton Univ. (Sep 29, 2018)
Penalty Yards	85	at Hampton Univ. (Sep 29, 2018)
Turnovers	3	at Florida (9/1/2018)
		vs Elon (Sep 22, 2018)
		at Hampton Univ. (Sep 29, 2018)
Interceptions By	1	at Hampton Univ. (Sep 29, 2018)
		at Savannah State (Oct 05, 2018)
		vs Virginia Lynchburg (Oct 13, 2018)
		vs Presbyterian (Oct 20, 2018)
Punts	7	at Florida (9/1/2018)
Punting Avg	46.8	at Savannah State (Oct 05, 2018)
Long Punt	59	at Savannah State (Oct 05, 2018)
Punts inside 20	3	at Hampton Univ. (Sep 29, 2018)
		at Savannah State (Oct 05, 2018)
Long Punt Return	29	at Hampton Univ. (Sep 29, 2018)

## ■ OPPONENT GAME HIGHS

Rushes	54	at Savannah State (Oct 05, 2018)
Yards Rushing	226	vs Elon (Sep 22, 2018)
Yards Per Rush	5.2	at Florida (9/1/2018)
TD Rushes	3	at Savannah State (Oct 05, 2018)
Pass attempts	27	at Florida (9/1/2018)
Pass completions	19	at Florida (9/1/2018)
		vs Elon (Sep 22, 2018)
Yards Passing	241	at Florida (9/1/2018)
Yards Per Pass	12.8	vs Virginia Lynchburg (Oct 13, 2018)
TD Passes	5	at Florida (9/1/2018)
Total Plays	77	vs Elon (Sep 22, 2018)
Total Offense	446	vs Elon (Sep 22, 2018)
Yards Per Play	6.7	at Florida (9/1/2018)
Points	53	at Florida (9/1/2018)
Sacks By	5	at Savannah State (Oct 05, 2018)
First Downs	26	vs Elon (Sep 22, 2018)
Penalties	10	vs Virginia Lynchburg (Oct 13, 2018)
Penalty Yards	78	vs Virginia Lynchburg (Oct 13, 2018)
Turnovers	6	vs Presbyterian (Oct 20, 2018)
Interceptions By	2	vs Elon (Sep 22, 2018)
		at Hampton Univ. (Sep 29, 2018)
Punts	8	at Hampton Univ. (Sep 29, 2018)
Punting Avg	45.1	at Hampton Univ. (Sep 29, 2018)
Long Punt	63	at Savannah State (Oct 05, 2018)
Punts inside 20	2	at Florida (9/1/2018)
		at Hampton Univ. (Sep 29, 2018)
		at Savannah State (Oct 05, 2018)
Long Punt Return	15	vs Elon (Sep 22, 2018)

## All-Time Series Records

**2018 First Meetings****Hampton 1-0 (1.000) 1-0 Away**

Sept. 29, 2018.....W, 48-14

**Virginia-Lynchburg 1-0 (1.000) 1-0 Home**

Oct. 13, 2018.....W, 58-6

**Florida****0-2 (.000), 0-2 Away**

Sept. 5, 2009 (A) ..... 3-62 L

Sept. 2, 2018 (A) ..... 6-53 L

**The Citadel****5-5 (.500), 2-0 Home, 3-5 Away**

Nov. 21, 2002 (A) ..... 19-53 L

Aug. 30, 2003 (A) ..... 10-64 L

Sept. 3, 2005 (A) ..... 14-28 L

Sept. 9, 2006 (A) ..... 38-35 W

Sept. 1, 2007 (A) ..... 14-35 L

Sept. 1, 2012 (A) ..... 14-49 L

Aug. 31, 2013 (A) ..... 32-29 W

Sept. 20, 2014 (H) ..... 20-18 W

Sept. 26, 2015 (A) ..... 33-20 W

Dec. 5, 2015 (H) ..... 14-6 W

**Elon****0-6 (.000), 0-3 Home, 0-3 Away**

Oct. 30, 1999 (A) ..... 13-38 L

Oct. 28, 2000 (H) ..... 12-28 L

Oct. 27, 2001 (A) ..... 16-39 L

Nov. 16, 2002 (H) ..... 13-21 L

Sept. 16, 2017 (A) ..... 17-19 L

Sept. 22, 2018 (H) ..... 22-31 L

**Savannah State****7-1 (0.857), 5-0 Home, 2-1 Away**

Oct. 12, 2002 (H) ..... 21-3 W

Oct. 22, 2005 (H) ..... 48-28 W

Oct. 7, 2006 (A) ..... 38-13 W

Oct. 6, 2007 (H) ..... 28-0 W

Oct. 11, 2008 (A) ..... 29-20 W

Oct. 3, 2009 (H) ..... 47-10 W

Oct. 21, 2017 (H) ..... 52-27 W

Oct. 6, 2018 (A) ..... 3-23 L

**Presbyterian****12-14 (.462), 7-7 Home, 5-7 Away**

Sept. 11, 1993 (H) ..... 17-16 W

Sept. 10, 1994 (A) ..... 34-38 L

Sept. 9, 1995 (H) ..... 6-44 L

Sept. 14, 1996 (A) ..... 26-34 L

Sept. 13, 1997 (H) ..... 7-16 L

Sept. 12, 1998 (A) ..... 0-42 L

Sept. 11, 1999 (H) ..... 14-20 L

Sept. 9, 2000 (A) ..... 13-28 L

Sept. 8, 2001 (H) ..... 10-19 L

Sept. 14, 2002 (A) ..... 6-26 L

Sept. 13, 2003 (H) ..... 14-17 L

Sept. 11, 2004 (A) ..... 14-19 L

Sept. 10, 2005 (H) ..... 0-42 L

Sept. 2, 2006 (A) ..... 21-13 W

Nov. 10, 2007 (H) ..... 28-24 W

Nov. 8, 2008 (H) ..... 29-18 W

Nov. 7, 2009 (A) ..... 46-32 W

Nov. 13, 2010 (H) ..... 42-39 W

Nov. 19, 2011 (A) ..... 14-45 L

Oct. 20, 2012 (H) ..... 31-21 W

Nov. 2, 2013 (A) ..... 27-16 W

Oct. 18, 2014 (H) ..... 3-7 L

Oct. 17, 2015 (A) ..... 10-7 W

Oct. 22, 2016 (H) ..... 38-3 W

Oct. 14, 2017 (A) ..... 7-0 W

Oct. 20, 2018 (H) ..... 41-7 W

**Kennesaw State****2-1 (.667), 1-0 Home, 1-1 Away**

Nov. 7, 2015 (A) ..... 28-14 W

Nov. 19, 2016 (H) ..... 28-7 W

Nov. 11, 2017 (A) ..... 0-38 L

**Monmouth****3-1 (.750), 1-1 Home, 2-0 Away**

Nov. 1, 2014 (A) ..... 27-0 W

Oct. 10, 2015 (H) ..... 37-7 W

Sept. 24, 2016 (A) ..... 35-7 W

Oct. 28, 2017 (H) ..... 20-23 L

**Gardner-Webb****7-10 (.412), 4-4 Home, 3-5 Away**

Sept. 12, 1992 (A) ..... 0-56 L

Nov. 9, 2002 (H) ..... 15-57 L

Nov. 8, 2003 (A) ..... 0-46 L

Nov. 13, 2004 (H) ..... 0-18 L

Nov. 5, 2005 (A) ..... 38-7 W

Nov. 4, 2006 (H) ..... 28-14 W

Oct. 27, 2007 (A) ..... 25-29 L

Oct. 4, 2008 (H) ..... 13-10 W

Oct. 17, 2009 (A) ..... 20-27 L

Oct. 16, 2010 (H) ..... 25-35 L

Oct. 29, 2011 (A) ..... 7-14, L

Nov. 10, 2012 (H) ..... 28-10 W

Nov. 16, 2013 (A) ..... 10-27 L

Nov. 8, 2014 (H) ..... 44-14 W

Oct. 24, 2015 (A) ..... 34-0 W

Nov. 5, 2016 (H) ..... 10-17 L

Nov. 4, 2017 (A) ..... 10-9 W

**Campbell****2-0 (1.000), 1-0 Home, 1-0 Away**

Sept. 14, 2013 (A) ..... 30-10 W

Sept. 11, 2014 (H) ..... 34-10 W

**CSU vs. All Time (125-178)**

Alabama	.....0-1
Alabama-Birmingham	.....0-6
Allen	.....1-0
Appalachian State	.....1-0
Austin Peay	.....4-0
Benedict	.....1-0
Bethel	.....1-0
Bucknell	.....1-0
Campbell	.....2-0
Catawba	.....0-1
Central Florida (UCF)	.....0-1
Charleston (WV)	.....1-0
Charlotte	.....2-0
Chattanooga	.....0-1
Citadel, The	.....5-5
Citadel J.V., The	.....1-1
Coastal Carolina	.....6-8
Colorado	.....0-1
Davidson	.....0-2
East Tennessee State	.....0-5
Edward Waters	.....4-0
Elon	.....0-6
Ferrum	.....0-1
Florida	.....0-2
Florida State	.....0-2
Frostburg State	.....1-0
Gallaudet	.....1-0
Gardner-Webb	.....7-10
Georgetown	.....1-0
Georgia	.....0-1
Guilford	.....2-1
Hampton	.....1-0
Hawaii	.....0-2
Hofstra	.....0-2
Howard	.....0-2
Illinois	.....0-1
Indiana	.....0-1
Jacksonville	.....5-2
Jacksonville State	.....0-1
James Madison	.....0-1
Johnson C. Smith	.....1-0
Kennesaw State	.....2-1
Kentucky	.....0-1
Kentucky State	.....0-1
Lees-McRae	.....1-0
Lenoir-Rhyne	.....1-0
Liberty	.....6-19
Mars Hill	.....1-2
Methodist	.....1-1
Miami (Fla.)	.....0-1
Miami (Ohio)	.....0-1
Mississippi State	.....0-1
Mississippi Valley State	.....1-0
Monmouth	.....3-1
Morehead State	.....1-3
Morgan State	.....0-2
New Haven	.....0-1
Newberry	.....2-7
Newport News Apprentice	.....1-2
Norfolk State	.....1-1
North Dakota State	.....0-1
North Greenville	.....12-1
Point	.....2-0
Presbyterian	.....12-14
Samford	.....0-2
Savannah State	.....7-1
Shorter	.....2-0
South Carolina State	.....0-8
South Florida (USF)	.....0-5
Stony Brook	.....1-4
Tennessee-Martin	.....0-1
Towson State	.....0-2
Troy State	.....0-3
Tusculum	.....3-1
Vanderbilt	.....0-1
Virginia Lynchburg	.....1-0
Virginia Military Institute (VMI)	.....7-6
Wesley College	.....0-1
West Liberty State	.....1-0
West Virginia St. College	.....5-0
West Virginia Wesleyan	.....1-0
Wingate	.....1-1
Wofford	.....0-14

## GAME 7 | KENNESAW STATE

<b>Carries</b>			<b>Longest Completion</b>			<b>Longest Punt</b>		
1.	34	Christian Reyes at Appalachian State (9/28/13)	1.	95	Jake Sills at Austin Peay (10/14/00)	1.	72	Heath Seimon Newberry 10/9/93
2.	31	Vinson Blain at Liberty (10/3/98)	2.	92	Jake Sills Austin Peay (10/13/01)	2.	71	Truett Burns at Colorado (10/19/13)
3.	29	Christian Reyes at Charlotte (9/27/14)	3.	87	Shane Bucenell Miss. Val. State 2017	3.	66	Clay Williams Liberty 1997
4.	28	Richard Mounce at Gardner-Webb (10/29/11)	4.	86	Clint Chappell at Presbyterian (9/14/02)	4.	64	Jason Trussell at East Tennessee St (11/18/00)
5.	27	Vinson Blain North Greenville (9/19/98)	5.	85	J.J. Brinkerhoff Newberry 1993	5.	63	Nick Ellis at Gardner-Webb (11/5/05)
	27	Malcolm Dixon at Jacksonville (9/17/11)	6.	84	Shane Bucenell Kentucky State (9/3/16)		63	Nik Zdral at Presbyterian (9/14/02)
7.	26	Andre Copeland West Va. Wesleyan (10/15/05)	7.	81	Collin Drafts Gardner-Webb (11/4/06)		63	Clay Williams Hofstra 1995
	26	Christian Reyes Charlotte (10/26/13)	8.	80	Brooks Combs South Carolina State (9/5/98)	8.	62	Clay Williams Tusculum 1997
9.	24	Andre Copeland at Gardner-Webb (11/5/05)		80	Collin Drafts VMI (10/21/06)		61	Twice
	24	Collin Drafts Tusculum (9/27/03)	10.	78	Brooks Combs North Greenville (9/19/98)	<b>Longest Punt Returns</b>		
	24	Christian Reyes Coastal Carolina (11/9/13)	<b>Receptions</b>			1.	77	Ken Mance Tusculum (11/9/96)
<b>Rushing Yards</b>			1.	13	Dee Brown at Wofford (9/8/07)	2.	74	Darius Hammond The Citadel (9/20/14)
1.	226	Andre Copeland West Va. Wesleyan (10/15/05)		13	Eddie Gadson at Presbyterian (9/11/04)	3.	70	Kelan Fraise Kentucky State (9/3/16)
2.	200	Brad Johnson Davidson (10/24/92)		13	Maurice Price at Liberty (11/11/06)	4.	65	Terrel Mitchell Morehead State 1995
3.	191	Lance Miller Morehead State (11/8/97)		13	Maurice Price Liberty (11/12/05)	5.	63	C.J. Hirschman Liberty (11/11/06)
4.	190	Vinson Blain North Greenville (9/19/98)	5.	12	Maurice Price VMI (10/21/06)	6.	56	C.J. Hirschman Savannah State (10/7/06)
5.	188	Christian Reyes at Liberty (11/15/14)		12	Maurice Price at The Citadel (9/9/06)		56	Mike Washington West Va. State (11/17/01)
6.	181	Christian Reyes Charlotte (10/26/13)		12	Gerald Stevenson at Stony Brook (10/30/10)	8.	53	Darius Hammond Kennesaw State (11/7/15)
7.	172	Mike Holloway at The Citadel (9/26/15)	8.	11	Corvaughn Archie Coastal Carolina (11/12/11)	9.	50	Antwan Ivey VMI (10/31/09)
8.	168	Christian Reyes North Greenville (10/5/13)		11	Maurice Price Gardner-Webb (11/4/06)	10.	49	Tavares Shorter North Greenville (9/24/05)
9.	167	Christian Reyes at Appalachian State (9/28/13)		11	Maurice Price at Gardner-Webb (11/5/05)		49	Darius Hammond Kentucky State (9/3/16)
10.	163	Twice	<b>Receiving Yards</b>			<b>Longest Kick Returns</b>		
<b>Rushing Touchdowns</b>			1.	241	Brad Moultrie Austin Peay (10/13/01)	1.	100	Gerald Stevenson Liberty (10/9/10)
1.	4	Teddy Allen Presbyterian (10/20/12)	2.	232	Nathan Perera Stony Brook (11/5/11)	2.	98	Mike Washington South Florida (11/2/02)
	4	Andre Copeland West Va. Wesleyan (10/15/05)	3.	204	Corvaughn Archie Coastal Carolina (11/12/11)		98	Mike Washington Liberty (11/10/01)
3.	3	Mike Holloway Monmouth (10/10/15)	4.	198	Gerald Stevenson Mars Hill (9/18/10)	4.	96	Tony Bines Morgan State 1994
	3	Mike Holloway at The Citadel (9/26/15)	5.	194	Brad Moultrie Liberty (11/10/01)	5.	93	Antwan Smalls Presbyterian (9/9/00)
	3	Michael Jefferson Jacksonville State (9/15/07)	6.	189	Maurice Price Howard (11/01/05)		93	Mike Washington Jacksonville (10/6/01)
	3	Christian Reyes at Charlotte (9/27/14)	7.	179	Aaron Dunklin North Greenville (10/25/03)	7.	92	Gerald Stevenson Gardner-Webb (10/16/10)
	3	Leroy Alexander Frostburg State 1991	8.	177	Dee Brown at VMI (11/3/07)	8.	89	Deon Lee Stony Brook (11/14/09)
	3	Eric Gomillion UAB 1993	9.	174	Ande Goldsmith ETSU 1998		89	Kijana Thomas Liberty (11/1/03)
	3	D'Angelo Dereef Presbyterian 1994	10.	171	Maurice Price Liberty (11/12/05)	10.	86	Mike Washington West Liberty State (9/28/02)
	3	London Johnson Elon (9/22/18)	<b>Receiving Touchdowns</b>			<b>Most Kick Return Yardage</b>		
<b>Longest Rush From Scrimmage</b>			1.	4	Maurice Price Savannah State (10/22/05)	1.	295	Darius Hammond Jacksonville State (12/11/15)
1.	98	D'Angelo Dereef Apprentice School 1992	2.	3	Gerald Stevenson at Stony Brook (10/18/08)	2.	255	Gerald Stevenson Wofford (9/6/08)
2.	90	Antonio Singleton at Austin Peay (10/14/00)	3.	2	34 Tied	3.	243	Gerald Stevenson Gardner-Webb (10/16/10)
3.	84	Christian Reyes Gardner-Webb (11/8/14)	<b>Longest Reception</b>			4.	205	Kevin Gleans Norfolk State (9/24/11)
4.	78	Robert Mitchell Presbyterian (10/22/16)	1.	95	Steve McCoy at Austin Peay (10/14/00)	5.	192	Mike Washington Wofford (9/22/01)
	78	London Johnson Elon (9/22/18)	2.	92	Sheldon Evans Austin Peay (10/13/01)	6.	187	Mike Washington South Florida (11/2/02)
6.	77	Brad Johnson Methodist 1992	3.	87	Kameron Brown Miss. Val. State 2017	7.	179	Alexus Ferguson Hawai'i (9/22/07)
7.	76	Mike Holloway at Liberty (11/12/16)	4.	86	Brad Moultrie at Presbyterian (9/14/02)	8.	169	Kijana Thomas West Virginia State (9/20/03)
8.	75	Mike Holloway at Monmouth (9/24/16)	5.	85	Rhett Moore Newberry 1993	9.	162	Tony Bines Morgan State 1994
9.	73	Mike Holloway at The Citadel (9/26/15)	6.	84	Jared Scotland Kentucky State (9/3/16)	10.	156	Darius Hammond at Charlotte (9/27/14)
10.	71	Eric Gomillion UAB 1993	7.	81	Bry			

# 2018 CHARLESTON SOUTHERN FOOTBALL

# GAME 7 | KENNESAW STATE

## ■ CHARLESTON SOUTHERN TEAM GAME RECORDS

### Most Carries

1.	66	Morgan State	1993
	66	at Coastal Carolina	(10/1/16)
	66	VMI	(10/13/12)
4.	64	Lees-McRae	1993
5.	62	at Appalachian State	(9/28/13)
6.	61	Charlotte	(10/26/13)
	61	at Charlotte	(9/27/14)
8.	60	at Monmouth	(11/1/14)
	60	Guilford	(9/2/00)
	60	at Troy	(9/12/15)

### Most Net Yards Rushing

1.	417	Guilford	(9/2/00)
2.	409	Edward Waters	(10/27/12)
3.	405	Kentucky State	(9/3/16)
4.	397	West Virginia Wesleyan	(10/15/05)
5.	383	Morgan State	1993
6.	375	Charlotte	(10/26/13)
7.	359	at Liberty	(11/14/14)
	359	Mississippi Valley State	2017
9.	354	North Greenville	(10/5/13)
10.	353	Lees-McRae	1993

### Most Rushing Touchdowns Scored

1.	8	Guilford	(9/2/00)
2.	7	West Virginia Wesleyan	(10/15/05)
3.	6	Point	(8/28/14)
	6	Kentucky State	(9/3/16)
5.	5	10 Times	

### Most Passes Attempted

1.	55	Liberty	(10/10/01)
2.	54	at North Greenville	(9/29/07)
3.	53	VMI	(10/23/10)
4.	52	at Wofford	(9/8/07)
5.	51	at The Citadel	(11/21/02)
6.	49	Presbyterian	(11/10/07)
	49	at Howard	(10/9/04)
	49	at Florida	(9/5/09)
9.	48	Coastal Carolina	(11/12/11)
	48	North Greenville	(10/25/03)

### Most Passes Completed

1.	34	at North Greenville	(9/29/07)
2.	31	Gardner-Webb	(11/4/06)
	31	at Wofford	(9/8/07)
4.	30	Presbyterian	(11/10/07)
	30	at Wofford	(9/6/08)
6.	29	at The Citadel	(11/21/02)
	29	VMI	(10/2/04)
8.	28	Five Times	

### Highest Pass Completion Percentage (Min 10 Passes)

1.	83.3	at Kentucky	(11/6/10)
2.	81.8	at Jacksonville	(11/20/99)
3.	80.0	Allen	(11/6/04)
	80.0	Presbyterian	(11/13/10)
	80.0	Guilford	(9/2/00)
6.	77.8	West Virginia State	(11/17/01)
7.	76.7	at Gardner-Webb	(11/5/05)
8.	76.5	Savannah State	(10/3/09)
	76.5	Georgetown	(10/28/08)
10.	76.2	Presbyterian	(11/8/08)

### Most Passing Yards

1.	431	North Greenville	(10/25/03)
2.	419	Allen	(11/6/04)
3.	406	Gardner-Webb	(11/4/06)
	406	Austin Peay	(10/13/01)
5.	398	at North Greenville	(9/29/07)
6.	397	Coastal Carolina	(11/12/11)
7.	396	at The Citadel	(11/21/02)
8.	389	Mars Hill	(9/18/10)
9.	382	Presbyterian	(11/10/07)
10.	372	North Greenville	(10/23/04)
	372	North Greenville	(9/19/98)

### Most Touchdown Passes

1.	6	North Greenville	(10/23/04)
2.	5	Edward Waters	(11/15/08)
	5	Presbyterian	(11/13/10)
	5	at The Citadel	(9/9/06)
5.	4	19 Tied	

### Most Interceptions Thrown

1.	5	at Wofford	(9/8/07)
2.	4	11 Times	

### Most Total Offense Yards Gained

1.	695	West Virginia Wesleyan	(10/15/05)
2.	641	Allen University	(11/6/04)
3.	630	North Greenville	(9/19/98)
4.	620	Point	2017
5.	617	at Charlotte	(9/27/14)
6.	576	at Liberty	(11/15/14)
7.	548	Charlotte	(10/26/13)
	548	Bucknell	(10/29/16)
9.	537	at North Greenville	(9/29/07)
10.	535	at Austin Peay	(10/14/00)

### Most All-Purpose Yards Gained

1.	824	Kentucky State	(9/3/16)
2.	799	West Virginia Wesleyan	(10/15/05)
3.	792	at Charlotte	(9/27/14)
4.	783	North Greenville	(9/19/98)
5.	709	at North Greenville	(9/29/07)
6.	706	Bucknell	(10/29/16)
7.	702	Allen	(11/6/04)
8.	688	Liberty	(11/10/01)
9.	682	at Liberty	(11/12/16)
10.	677	at Presbyterian	(11/7/09)

### Most Points Scored

1.	71	Bethel	1998
2.	66	Point	2017
3.	63	West Virginia Wesleyan	(10/15/05)
4.	61	Point	(8/28/14)
5.	59	at Coastal Carolina	(10/1/16)
6.	58	Allen	(11/6/04)
	58	Guilford	(9/2/00)
	58	Mississippi Valley State	2017
	58	Virginia Lynchburg	(10/13/18)
10.	57	Kentucky State	(9/3/16)

### Most Touchdowns Scored

1.	9	Point	(8/28/14)
	9	West Virginia Wesleyan	(10/15/05)
3.	8	Allen	(11/6/04)
	8	at Coastal Carolina	(10/1/16)
	8	North Greenville	(10/23/04)
	8	Guilford	(9/2/00)
	8	Kentucky State	(9/3/16)
	8	North Greenville	(9/19/98)
9.	7	Eight Tied	

### Most Punt Return Yards

1.	248	Kentucky State	(9/3/16)
2.	103	Monmouth	(10/10/15)
3.	88	at North Greenville	(9/24/05)
4.	80	The Citadel	(9/20/14)
5.	77	Tusculum	(11/9/96)
	77	at Savannah State	(10/7/06)
7.	74	Gardner-Webb	(11/10/12)
8.	72	VMI	(10/21/06)
9.	67	at Kennesaw State	(11/7/15)
10.	66	at Liberty	(11/11/06)
	66	West Virginia State	(11/17/01)

### Most Kick Return Yards

1.	262	Gardner-Webb	(10/16/10)
2.	255	at Wofford	(9/6/08)
3.	230	Liberty	(11/10/01)
4.	213	at South Florida	(11/2/02)
5.	209	at Presbyterian	(9/12/98)
6.	207	at Wofford	(9/22/01)
7.	205	Norfolk State	(9/24/11)
8.	199	at Hawai'i	(9/22/07)
9.	180	North Greenville	(10/25/03)
10.	174	at Coastal Carolina	(11/20/04)

### Most Interceptions

1.	4	Lenoir-Rhyne	(10/2/99)
	4	at Presbyterian	(11/7/09)
	4	Gardner-Webb	(11/8/14)
	4	at Liberty	(11/11/00)
	4	Kennesaw State	(11/19/16)
	4	EWU	(10/14/06)
7.	3	15 Tied	

### Most Tackles

1.	122	at Presbyterian	(9/14/96)
2.	116	at Liberty	(10/30/04)
3.	114	West Virginia State	(9/21/96)
	114	Coastal Carolina	(11/17/07)
5.	111	at UAB	(11/21/96)
6.	106	Newberry	(10/12/96)
7.	105	Norfolk State	(9/24/11)
8.	104	Gardner-Webb	(10/4/08)
9.	102	North Greenville	(9/4/10)
	102	North Greenville	(9/30/06)

### Most Quarterback Sacks

1.	9.0	Mississippi Valley State	2017
2.	7.0	Austin Peay	2000
	7.0	Savannah State	2002
4.	6.0	Jacksonville	2000
	6.0	North Greenville	2001
	6.0	Kentucky State	2016
	6.0	Point	2017
8.	5.0	12 Tied	

### Most Tackles For Loss

1.	19.0	Guilford	(9/2/00)
2.	17.0	at Savannah State	(10/12/02)
3.	16.0	at Jacksonville	(10/6/01)
	14.0	at Gardner-Webb	(10/24/15)
	14.0	Jacksonville	(10/26/02)
7.	13.0	at Presbyterian	(9/12/98)
	13.0	South Carolina State	(9/5/98)
9.	12.0	at South Carolina State	(9/4/99)
	12.0	Bucknell	(10/29/16)

### Most Fumbles Forced

1.	<b>5</b>	<b>Presbyterian</b>	<b>(10/20/18)</b>
	5	The Citadel	(12/5/15)
3.	4	VMI	(11/1/08)
	4	West Virginia State	(9/16/00)
	4	Jacksonville	(9/16/05)
	4	at Norfolk State	(9/2/13)
	<b>4</b>	<b>at Hampton</b>	<b>(9/29/18)</b>
8.	3	Nine Times	

### Most Fumbles Recovered

1.	<b>5</b>	<b>Presbyterian</b>	<b>(10/20/18)</b>
	5	The Citadel	(12/5/2015)
3.	4	at Savannah State	(10/12/02)
	4	Jacksonville	(9/16/05)
	4	at Norfolk State	(9/2/13)
	4	Wofford	(9/23/00)
	<b>4</b>	<b>at Hampton</b>	<b>(9/29/18)</b>
8.	3	at Coastal Carolina	(11/22/08)
	3	VMI	(11/1/08)
	3	Guilford	(9/2/00)
	3	West Virginia State	(9/16/00)

### Most Pass Breakups

1.	12	Gardner-Webb	(11/10/12)
2.	10	West Virginia State	(9/21/96)
	10	VMI	(10/23/10)
	10	Coastal Carolina	(10/31/15)
5.	9	Jacksonville	(9/16/05)
	9	North Greenville	(9/19/98)
7.	8	Tusculum	(11/6/99)
	8	at South Florida	(11/2/02)
	8	Stony Brook	(11/14/09)
	8	at Austin Peay	(10/17/98)

### Most Blocked Kicks

1.	2	North Greenville	(10/5/13)
	2	at Austin Peay	(10/17/98)
	2	Liberty	(10/20/07)
	2	VMI	(10/21/06)
	2	Jacksonville State	(9/15/07)
6.	1	34 Tied	

■ LAST TIME IT HAPPENED

■ CHARLESTON SOUTHERN

RUSHING

30 attempts	34, C. Reyes at Appalachian State 09/28/13*
200 yards	226, A. Copeland vs. West Virginia Wesley College 10/15/05
4 TDs	T. Allen vs. Presbyterian 10/20/12
3 TDs	3, London Johnson vs. Elon, 9/22/18
100-yard Game	119, London Johnson vs. Elon, 9/22/18
Two 100-Yd performances (same game)	127, B. Robinson, D. Hammond vs. N. Greenville, 9/12/15
BTB 100-yard Games	M. Holloway, 151 at Monmouth, 9/24/16, 140 at Coastal Carolina, 10/1/16

PASSING

30-39 attempts	33, A. J. Toscano at Gardner-Webb 10/17/09
40-49 attempts	48, R. Mounce vs. Coastal Carolina 11/12/11
50 attempts	53, A. Trudnowski vs. VMI 10/23/10
20-29 completions	20, A. Brown vs. Liberty 11/14/15
30-39 completions	34, E. Byrd vs. North Greenville 9/29/07
300 yards	301, A. Brown, vs. Liberty 11/14/15
400 yards	419, C. Drafts vs. Allen 11/6/04
3 TDs	4, London Johnson vs. Savannah State, 10/21/17
4 TDs	4, London Johnson vs. Savannah State, 10/21/17
5 TDs	C. Drafts vs. The Citadel 9/9/2006

RECEIVING

10+ receptions	10, N. Perera vs. Jacksonville 09/08/12
150 yards	232, N. Perera vs. Stony Brook 11/05/11
200 yards	232, N. Perera vs. Stony Brook 11/05/11
Two 100-yard receivers (same game)	N. Perera, 7-128 yards, 2 TD, K. Dinkins, 6-114 yards, 2 TDs vs. Liberty 11/14/15

TOTAL OFFENSE

600 yards	620, Point, 9/23/17
500 yards	503 vs. Virginia Lynchburg, 10/13/18
400 yards	503 vs. Virginia Lynchburg, 10/13/18

FIELD GOALS

50+ yards	51, J. Paglia vs. Stony Brook, 11/14/09
4 FG made	N. Ellis vs. Savannah St., 10/6/07

TOUCHDOWN RETURNS (YARDAGE)

Kickoff	80, James Allen at Hampton, 9/29/18
Punt	45, Taz Lindsey vs. Mississippi Valley State, 9/30/17
Interception	17, Jonathan Slaton vs. Presbyterian, 10/20/18
Fumble	61, A. Ellis at Kennesaw State, 11/7/15
Blocked Field Goal	68, P. Ashley vs. Jacksonville State, 9/15/07
Blocked Punt	17, L. Mathis at Vanderbilt, 10/11/14

RUN/PASS DISTANCE

90-yard run	90, A. Singleton at Austin Peay, 10/14/00
80-yard run	84, C. Reyes vs. Gardner-Webb, 11/8/14
70-yard run	78, London Johnson vs. Elon, 9/22/18
60-yard run	62, Kendrick Bell vs. Virginia Lynchburg, 10/13/18
50-yard run	62, Kendrick Bell vs. Virginia Lynchburg, 10/13/18
90-yard pass	92, J. Stills vs. Austin Peay, 10/13/01
80-yard pass	87, Shane Bucenell to Kameron Brown vs. Miss. Valley St., 9/30/17
70-yard pass	72, Jack Chambers to Garris Schwarting vs. Virginia Lynchburg, 10/13/18
60-yard pass	72, Jack Chambers to Garris Schwarting vs. Virginia Lynchburg, 10/13/18

TEAM

Shutout opponent at home	Point, 66-0, 9/23/17
Shutout opponent on road	at Presbyterian, 7-0, 10/14/17
Played Overtime	Charlotte (W, 47-41) 9/27/14, Stony Brook, 11/14/09
Forced five turnovers	6 vs. Presbyterian, 10/20/18
Scored a safety	M. Taylor at Florida State, 9/10/16
Game-winning field goal	C. Mitchell (29 yards) at The Citadel, 8/31/13
Blocked a punt	J. Scotland vs. Liberty, 11/14/15
Scored 40 points	41 vs. Presbyterian, 10/20/18
Scored 50 points	58 vs. Virginia Lynchburg, 10/13/18
Scored 60 points	66 vs. Point, 9/23/17
Blocked a FG	1, Brandon Rowland at Savannah State, 10/6/18

■ OPPONENTS

RUSHING

30+ attempts	33, L. Byrd at Presbyterian, 11/07/09
200 yards	274, L. Byrd at Presbyterian, 11/07/00
4 TDs	M. Adkins II, at Colorado, 10/19/13
3 TDs	De'Angelo Henderon at Coastal Carolina, 10/1/16
Two 100-yard rush (same game)	109, D. Rouse; 102, L. Byrd- Presbyterian, 10/20/12

PASSING

30-39 attempts	44, Sloane Calvert vs. Liberty, 11/18/17
40-49 attempts	44, Sloane Calvert vs. Liberty, 11/18/17
20-29 completions	25, Sloane Calvert vs. Liberty, 11/18/17
300 yards	321, at Indiana, 10/7/17
3 TDs	5, F. Franks at Florida, 9/2/18
4 TDs	5, F. Franks at Florida, 9/2/18
5 TDs	5, F. Franks at Florida, 9/2/18
6 TDs	B. Moniz at Hawaii, 9/25/10
4+ interceptions	N/A

RECEIVING

10+ receptions	10, Antonio Gandy-Golden vs. Liberty, 11/18/17
200+ yards	214, K. Norrell at Stony Brook, 10/06/12
150-179 yards	174, John Israel, at Coastal Carolina, 10/25/14
140-149 yards	149, J. Turner vs. Jacksonville, 10/26/02
130-139 yards	131, G. Salas at Hawaii, 9/25/10
3 TDs	D. Peterson at Liberty, 11/15/14

TOTAL OFFENSE

500 yards	555 at Mississippi State, 9/3/17
400 yards	411 at Kennesaw State, 11/11/17

FIELD GOALS

50+ yards	50, M. Bevins vs. Liberty, 10/24/09
5 FG attempts	M. Sharpe at VMI, 10/11/03

TOUCHDOWN RETURNS (YARDAGE)

Kickoff	93, C. Walden at Jacksonville, 9/17/11
Punt	89, J. Wilson at Florida State, 9/10/16
Interception	44, Peters vs Liberty, 11/14/15
Fumble	70, J. Washington vs. VMI, 10/13/12

RUN/PASS DISTANCE

70-yard run	77, S. Koudossou vs. Wesley, 10/01/11
60-yard run	64, B. Moon at Shorter, 9/22/12
50-yard run	52, T. Maxwell vs. Gardner-Webb, 11/5/16
90-yard pass	91, B. Parson vs. Liberty, 11/10/01
80-yard pass	87, K. Hughes, 11/03/07
70-yard pass	77, Stevenson to Rembert vs. Virginia Lynchburg, 10/13/18
60-yard pass	77, Stevenson to Rembert vs. Virginia Lynchburg, 10/13/18

TEAM

Shutout Charleston Southern on road	at Kennesaw State, 39-0, 11/11/17
Scored 30-39 points	31 vs. Elon, 9/22/18
Scored 40-49 points	53 at Florida, 9/2/18
Scored 50-59 points	53 at Florida, 9/2/18
Scored 60+ points	62 at Florida St., 9/10/11
Scored safety	Team at Mississippi State, 9/2/17
Blocked a field goal	Team at Florida, 9/2/18

BOLD is from 2018 Season

\*Denotes CSU School Record